



SOBHA SEAHAVEN

SOBHA
REALTY





WO DIE ELEMENTE HARMONIEREN

Wenn Meer und Horizont aufeinandertreffen, erwacht das Ufer zum Leben. Bewundern Sie am Strand die goldenen Sonnenstrahlen, die vom glasklaren Wasser reflektiert werden. Spüren Sie den Wind im Haar, während die Schiffe auf dem Meer in den sicheren Hafen einlaufen. Genießen Sie ein rundum zufriedenes Gefühl, während Sie von den warmen Temperaturen sanft eingehüllt werden.

Willkommen in Ihrem Rückzugsort am Meer.



ES GIBT NICHTS SCHÖNERES ALS DAS MEER,
DAS NICHT AUFHÖRT, DAS UFER MIT
KÜSSEN ZU ÜBERSÄHEN – GANZ EGAL, WIE
OFT ES VON IHM ZURÜCKGEWIESEN WIRD. ,

EIN TAG WIE
JEDER ANDERE.

IM SEAHAVEN LAUFEN DIE UHREN
ANDERS: DAS LEBEN VERLÄUFT NICHT
NACH STUNDEN, SONDERN NACH
STIMMUNGEN UND MOMENTEN.

HIER LEBT MAN IM EINKLANG MIT DEN
STRÖMUNGEN, PLANT NACH DEN GEZEITEN
UND FOLGT DER SONNE.





SPIEGELN SIE DEN RHYTHMUS IHRER SEELE WIDER

Lassen Sie Ihre Seele baumeln und kehren Sie dem geschäftigen Alltagstreiben den Rücken. Das Meer trägt ungewollte Gedanken davon und prägt alles mit seinem eigenen Rhythmus.

Wachen Sie im SeaHaven zum beruhigenden Plätschern der Wellen auf. Genau wie im Leben sind Ebbe und Flut eine Konstante, auf die Sie sich verlassen können.

DAS MEER IST IHR SPIELPLATZ


Dank der beneidenswerten Lage im Herzen von Dubai genießen Sie von hier eine atemberaubende Aussicht auf die berühmtesten Wahrzeichen der Stadt wie die Palm Jumeirah, den beeindruckenden Dubai Harbour, die Skyline der Marina, Ain Dubai und das prachtvolle Burj Al Arab.

Sobha SeaHaven ist eine faszinierende Destination am Meer ganz in der Nähe der beliebtesten Wahrzeichen von Dubai, die von beiden internationalen Flughäfen der Stadt gleich weit entfernt ist.





LAND



LUFT



WASSER

DREI ELEMENTE.
EIN STANDORT.

BEFLÜGELN SIE IHRE VORSTELLUNGSKRAFT

Hinter dem Horizont des Meeres ragt Sobha SeaHaven über die Skyline der Stadt und beflügelt Ihre Vorstellungskraft.

Bewohner auf allen Stockwerken genießen auf drei Seiten einen Blick auf das Meer sowie eine unverbaute Aussicht auf die weltberühmte Palm Jumeirah. Auf der vierten Seite öffnet sich der Ausblick auf den Dubai Canal.

Darüber hinaus sorgt der herausragende Panoramablick auf das Meer und Ain Dubai dafür, dass Sobha SeaHaven in einer ganz eigenen Liga spielt.



EIN KLEINES STÜCK HIMMEL AUF ERDEN



Etwas versteckt in einer ruhigen Ecke der Marina und des Dubai Harbour ist dieses kleine Paradies ein perfekter Rückzugsort, um der Hektik des Alltags für eine Weile den Rücken zu kehren.

Genießen Sie ein Stückchen Himmel auf Erden ganz in Ihrer Nähe. SeaHaven ist eine Oase, die das kostbarste Gut von allen hütet: Ihren inneren Frieden.

Ein Rückzugsort, in dem Sie sich ausruhen, neue Kraft tanken und einfach sein können.



BÄNDIGEN SIE DAS MEER

Hier wohnen Sie direkt an einem maritimen Knotenpunkt.

Jeder Tag bringt neue Gelegenheiten, in einem anderen Teil der Welt den Anker zu werfen und die exklusivsten Destinationen kennenzulernen.

*Setzen Sie die Segel und
folgen Sie Ihren kühnsten
Träumen auf hohe See.*



LEBEN AM UFER

*Grenzenlos und ewig – Wasser
ist der Anfang und das Ende
aller Dinge auf Erden.*

Das Leben am Wasser hat etwas ganz Besonderes: Das luxuriöse Gefühl, beim Aufwachen die salzige Meeresluft einzuatmen, der Friede, der von der Brandung ausgeht, die das Ufer küsst, und die Schönheit der Sonne, die sich auf der Wasseroberfläche spiegelt.

*Genießen Sie im Sobha SeaHaven
die Euphorie eines einzigartigen
Lebensgefühls am Wasser.*

Von frühmorgendlichen Strandspaziergängen bis hin zu Abendessen mit Blick auf die funkelnden Lichter der Stadt: Hier gibt es immer reichlich Gelegenheit, sich an den einfachen Dingen des Lebens zu erfreuen.



Sobha SeaHaven ist ein luxuriöser, friedvoller und traumhaft schöner Rückzugsort am Strand. Dank exklusiven Annehmlichkeiten und sorgfältig gepflegten Landschaftsgärten vermittelt diese Wohnanlage die Atmosphäre eines exklusiven Resorts.



*Ob Sie nach einem neuen Zuhause oder einer
einzigartigen Ferienunterkunft suchen –
Sobha SeaHaven ist ein perfekter Ort, um die
Freuden des Lebens zu genießen.*

SEAHAVEN SETZT NEUE MASSSTÄBE

Das erste Projekt von Sobha Realty im Dubai Harbour genießt eine herausragende Lage in einem einzigartigen Strandviertel ganz in der Nähe der besten Sehenswürdigkeiten der Stadt.

Egal, ob Sie am Pool oder auf Ihrer Jacht entspannen, den Hafen und die Marina erkunden oder ganz einfach die atemberaubende Aussicht genießen möchten: Sobha SeaHaven ist der perfekte Ort, um sich Ihr ganz persönliches Paradies zu schaffen.



Spektakulärer Meerblick



Aussicht auf die funkelnde Skyline



Apartments mit ein bis vier Schlafzimmern



Gemäß den höchsten Qualitätsansprüchen von Sobha







GANZ SELBSTVERSTÄNDLICH

Es gibt ein gewisses Lebensgefühl, das nur luxuriöse Annehmlichkeiten vermitteln können. Genießen Sie absolute Exklusivität und gehören Sie zu den wenigen, die Zugang zu diesem friedlichen Juwel am Meer haben.

Luxuriöse Annehmlichkeiten heben sich einfach von der Menge ab. Vom erstklassigen Infinity-Pool bis hin zu einem atemberaubenden Meerblick: Wir haben alles, was Sie brauchen.



BEOBACHTEN SIE DEN REST DER WELT

Bei klarem Wetter können Sie in jede Richtung kilometerweit blicken. Auf der Aussichtsplattform und weiteren Einrichtungen können Sie frische Luft tanken und die unverbaute Aussicht genießen. Bewundern Sie den Hafen aus der Vogelperspektive und entdecken Sie die legendären Wahrzeichen von oben, wo die ganze Stadt aussieht wie ein Mini-Wunderland.

Bestaunen Sie Ain Dubai, genießen Sie den Sonnenaufgang und beobachten Sie die Schiffe beim Ab- und Anlegen.



ANNEHMLICHKEITEN IN DER HAUPTANLAGE

- Kreuzfahrtterminal
- Einkaufszentrum
- Öffentliche Strände
- Freizeit und Unterhaltung
- Gastronomie
- Gemeinschaftliche Einrichtungen



GEHOBENE KÜCHE

Verkosten Sie einige der besten Kuchen der Welt vor Ihrer Haustüre und spazieren Sie direkt von Ihrer Jacht zu einem Tisch in einer Reihe von erlesenen Strandrestaurants.



FITNESSSTUDIO

Erreichen Sie Ihre Fitnessziele im luxuriösen Fitnessstudio von SeaHaven schneller. Mit topmodernen Einrichtungen, der allerbesten Ausstattung und persönlichen Trainern sind Sie schon bald in Topform.



WASSERSPORTARTEN

Ob Wakeboarden, Surfen, Kajak- oder Kanufahren: Hier gibt es zahlreiche Möglichkeiten, um Ihren Adrenalinpiegel auf dem Wasser in die Höhe zu treiben.



STILVOLLES JACHTLEBEN

Auf hoher See die Meeresbrise im Haar zu spüren ist ein ganz besonderes Gefühl. Wachen Sie zum Geräusch der plätschernden Wellen auf, schwimmen Sie eine Runde im Meer und genießen Sie den Sonnenuntergang an Deck bei einer Tasse Kaffee.

Setzen Sie selbst die Segel oder mieten Sie eine von Tausenden Jachten für einen Tagesausflug.



MERKMALE

- Kleiderschränke mit Kunstleder und kunstfertigem Furnier
- Geschosshöhe: 3,6 Meter
- Für intelligente Haustechnik eingerichtet
- Flextrack-Beleuchtung
- Komplet mit topmodernen Geräten (Mille oder gleichwertig) ausgestattete Küche
- Smart Toilet




ANNEHMMLICHKEITEN IN DER ANLAGE

- Fitnesscenter mit Sauna und Dampfbad
- Freiluftkino
- Familienbereich mit Grillstelle
- Fahrerservice und Concierge

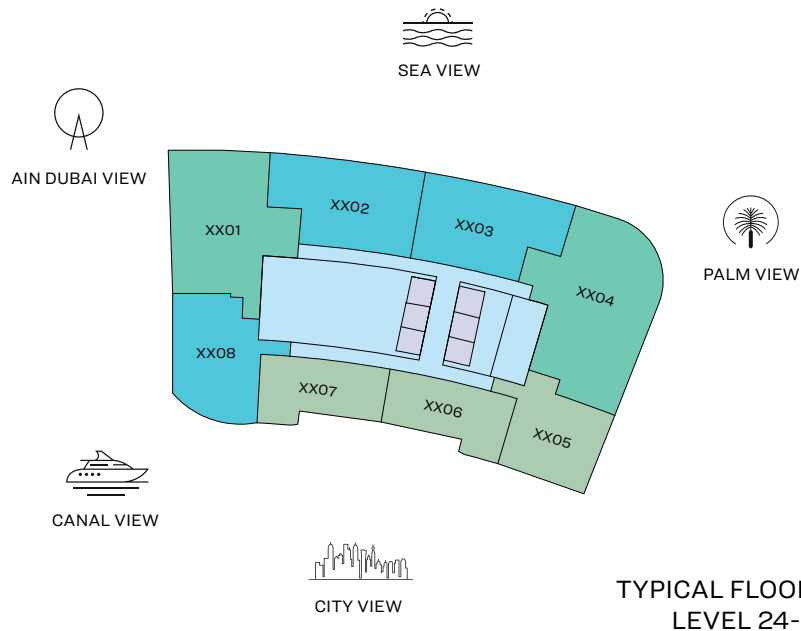
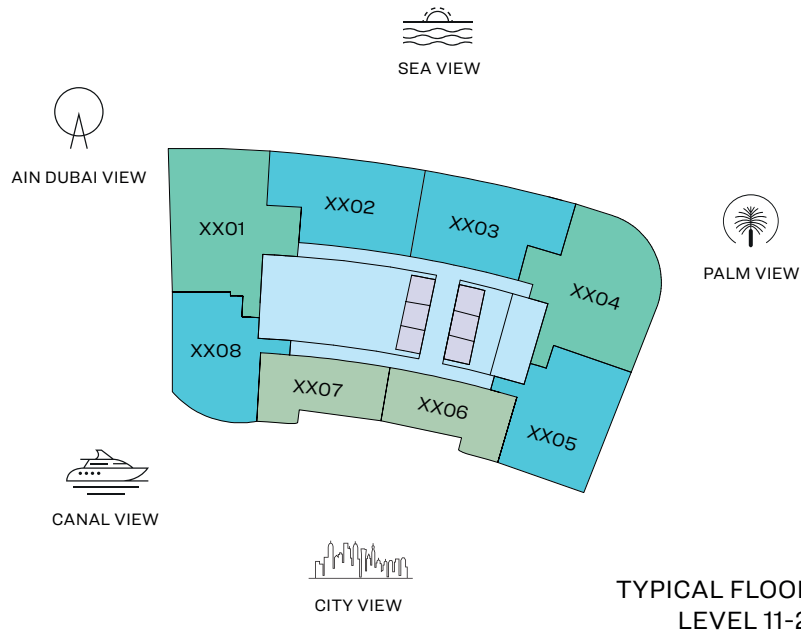
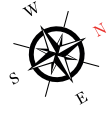


LAGEPLAN



FLOOR PLAN LAYOUT

TOWER A



- 1 BED UNIT
- 3 BED UNIT
- LOBBIES, CORRIDORS & STAIRS
- 2 BED UNIT
- LIFTS

Disclaimer: 1. All dimensions are in metric, measured to wall finishes. 2. All materials, dimensions & drawings are approximate. 3. Information is subject to change without notice, at developer's absolute discretion. 4. Actual area may vary from the stated area. 5. Drawing are not to scale. 6. All images used are for illustrative purpose only and do not represent the actual size, features, specifications, fittings and furnishings. 7. The developer reserves the right to make revisions/ alterations, at its absolute discretion, without any liability whatsoever.

3 BEDROOM APARTMENT


TYPE A (with maid room and powder room + balcony)

TOTAL SALEABLE AREA

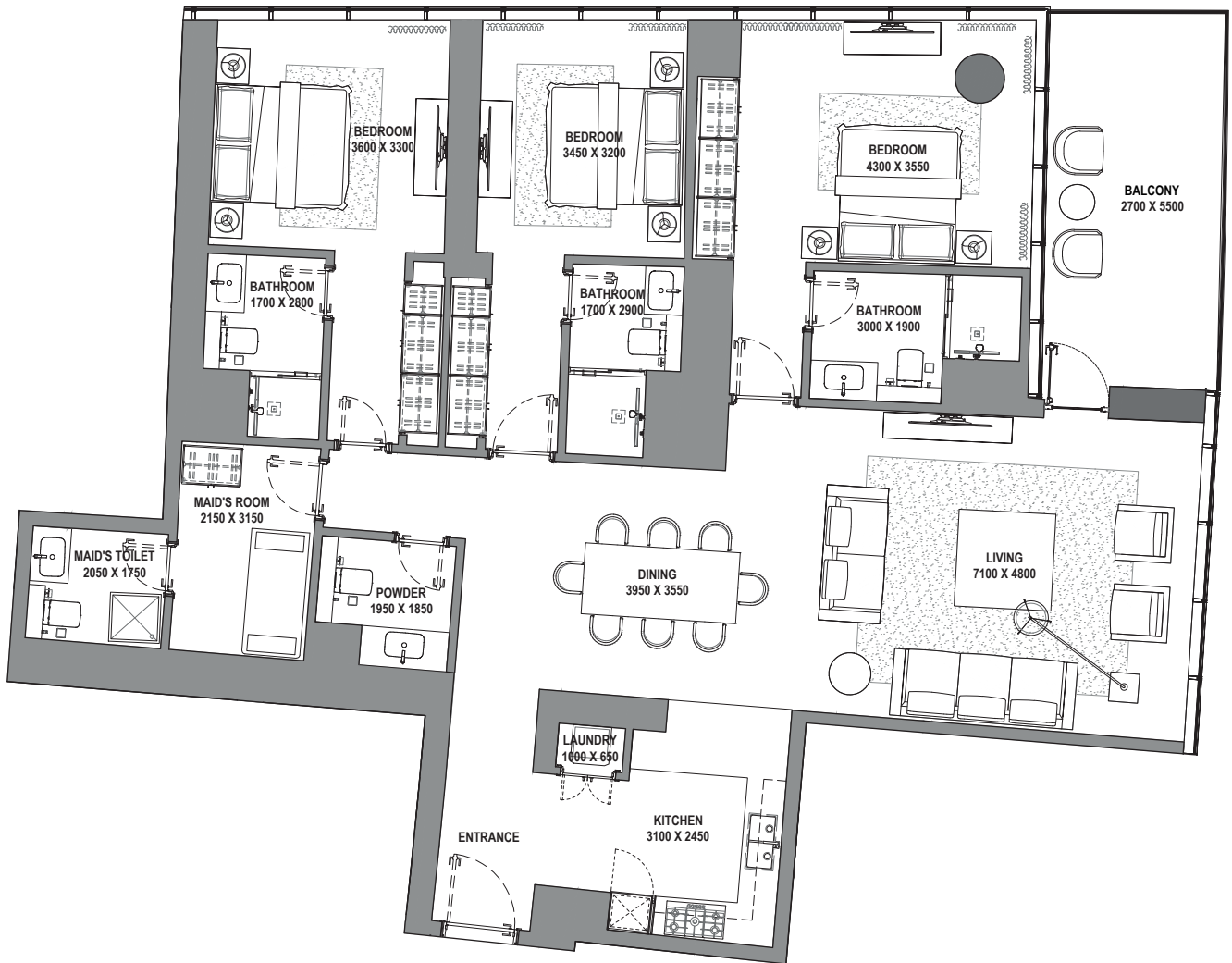
SUITE = 1,852.47 SQ.FT.

BALCONY = 176.53 SQ.FT.

TOTAL = 2,029.00 SQ.FT.



TYPICAL FLOOR PLAN
LEVEL 11-32



List of unit numbers with this unit plan:

VIEWS

Blue waters, Ain Dubai, Palm Jumeirah, Harbour, JBR Beach, Sea, Marina Skyline, Skydive 1101

Blue waters, Ain Dubai, Palm Jumeirah, Harbour, JBR Beach, Marina, Sea, Marina Skyline, Skydive 1201, 1301, 1401, 1501, 1601, 1701, 1801, 1901, 2001, 2101, 2201, 2301, 2401, 2501, 2601, 2701, 2801, 2901, 3001, 3101, 3201

Disclaimer: 1. All dimensions are in metric, measured to wall finishes. 2. All materials, dimensions & drawings are approximate. 3. Information is subject to change without notice, at developer's absolute discretion. 4. Actual area may vary from the stated area. 5. Drawing are not to scale. 6. All images used are for illustrative purpose only and do not represent the actual size, features, specifications, fittings and furnishings. 7. The developer reserves the right to make revisions/ alterations, at its absolute discretion, without any liability whatsoever.

3 BEDROOM APARTMENT


TYPE B (with maid room and powder room + balcony)

TOTAL SALEABLE AREA

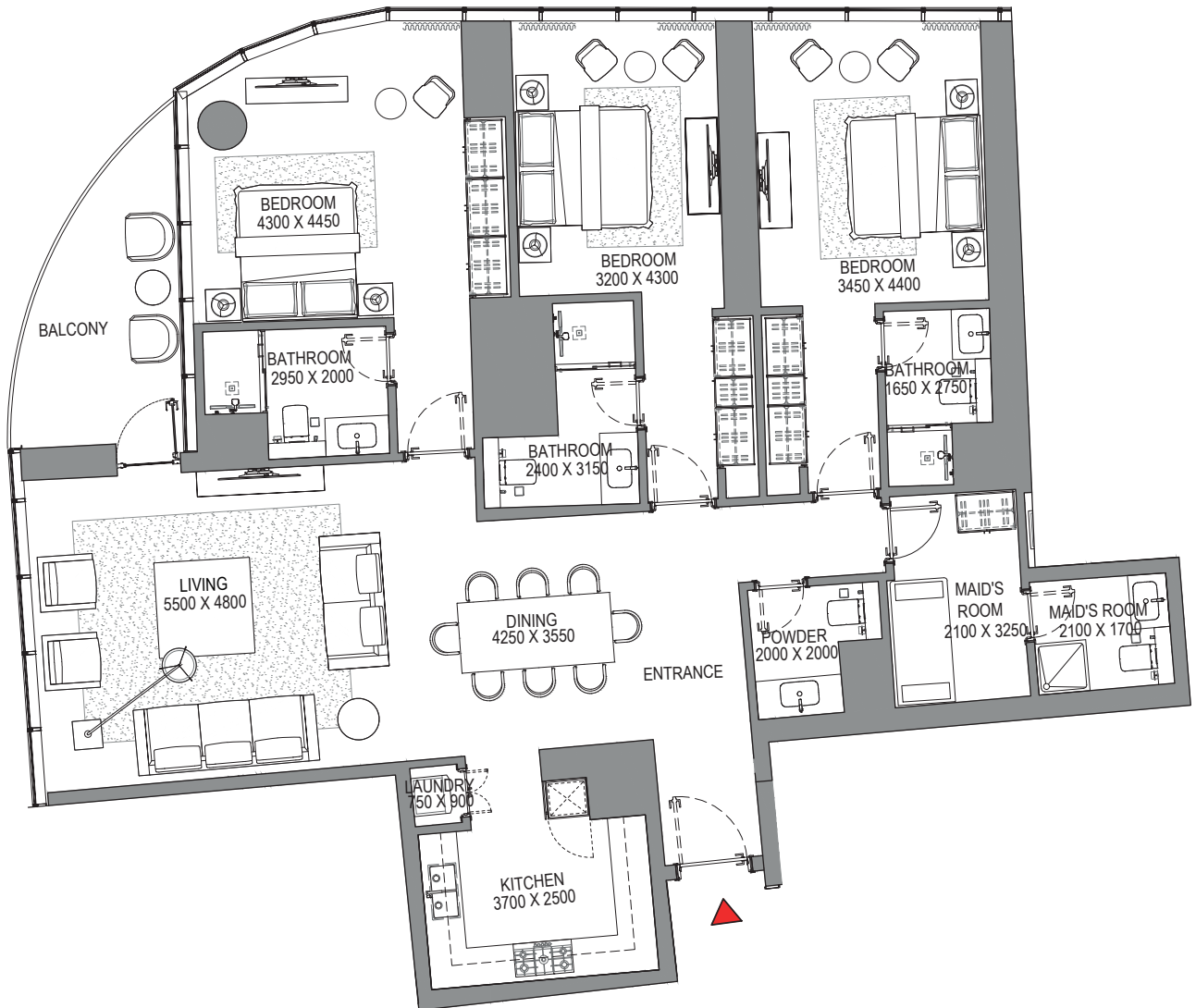
SUITE = 1,963.55 SQ.FT.

BALCONY = 119.16 SQ.FT.

TOTAL = 2,082.71 SQ.FT.



TYPICAL FLOOR PLAN
LEVEL 11-23



List of unit numbers with this unit plan:

VIEWS

Palm Jumeirah, Harbour, Sea, Skydive

1104, 1204, 1304, 1404, 1504, 1604, 1704, 1804, 1904, 2004, 2104, 2204, 2304

Disclaimer: 1. All dimensions are in metric, measured to wall finishes. 2. All materials, dimensions & drawings are approximate. 3. Information is subject to change without notice, at developer's absolute discretion. 4. Actual area may vary from the stated area. 5. Drawing are not to scale. 6. All images used are for illustrative purpose only and do not represent the actual size, features, specifications, fittings and furnishings. 7. The developer reserves the right to make revisions/ alterations, at its absolute discretion, without any liability whatsoever.

3 BEDROOM APARTMENT


TYPE C (with maid room and powder room + balcony)

TOTAL SALEABLE AREA

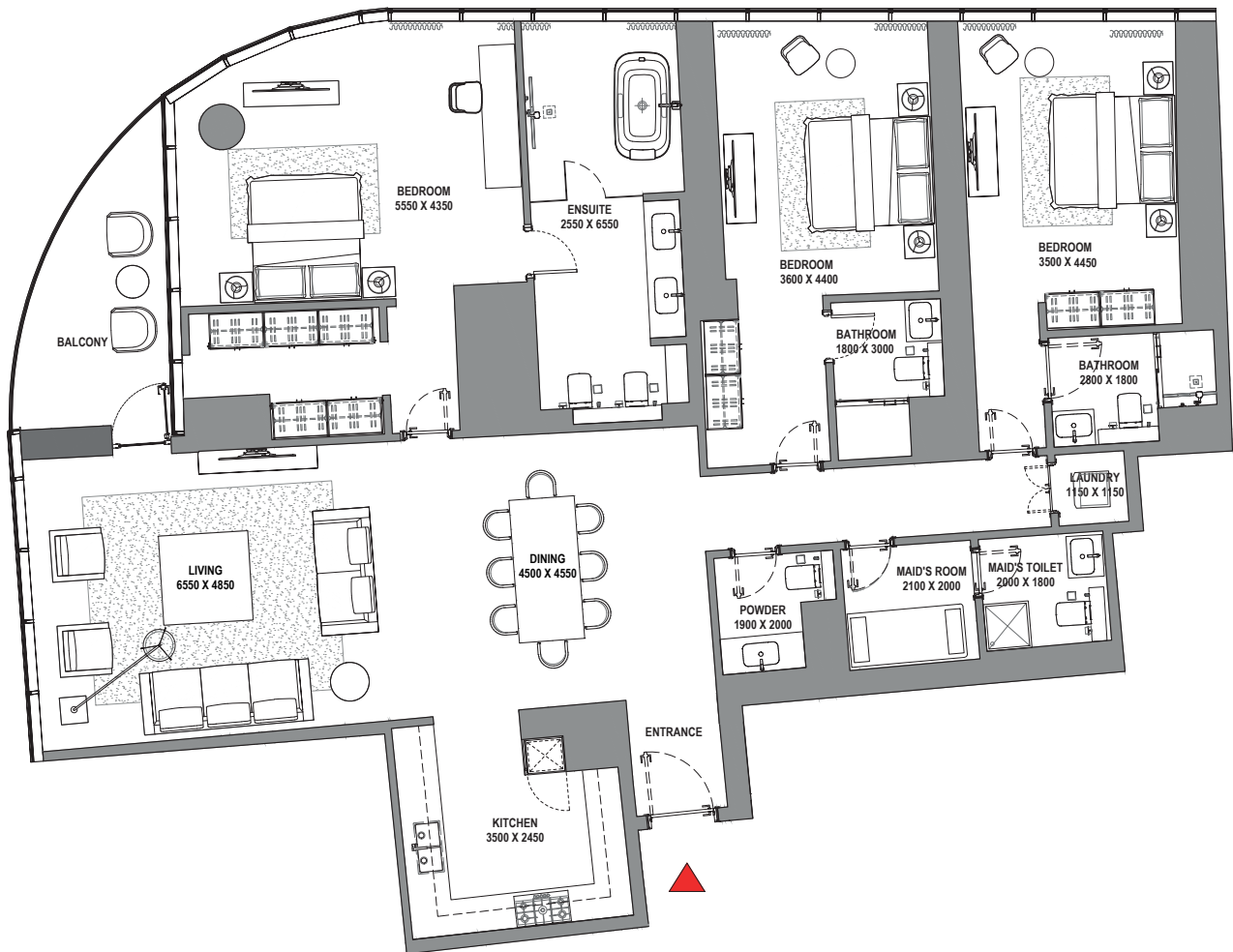
SUITE = 2,338.89 SQ.FT.

BALCONY = 119.16 SQ.FT.

TOTAL = 2,458.05 SQ.FT.



TYPICAL FLOOR PLAN
LEVEL 24-32



List of unit numbers with this unit plan:

VIEWS

Palm Jumeirah, Harbour, Sea, Skydive

2404, 2504, 2604, 2704, 2804, 2904, 3004, 3104, 3204

Disclaimer: 1. All dimensions are in metric, measured to wall finishes. 2. All materials, dimensions & drawings are approximate. 3. Information is subject to change without notice, at developer's absolute discretion. 4. Actual area may vary from the stated area. 5. Drawing are not to scale. 6. All images used are for illustrative purpose only and do not represent the actual size, features, specifications, fittings and furnishings. 7. The developer reserves the right to make revisions/ alterations, at its absolute discretion, without any liability whatsoever.

2 BEDROOM APARTMENT

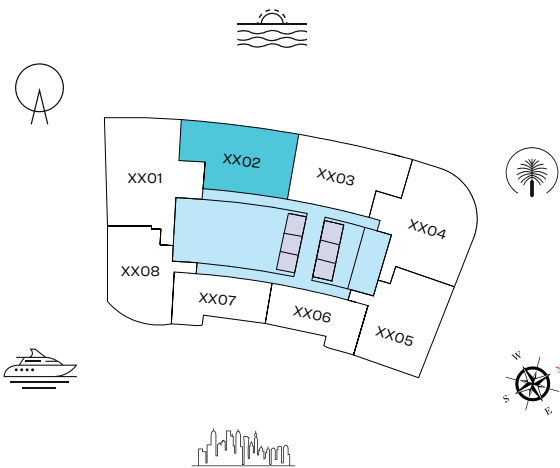
TYPE A (with powder room + balcony)

TOTAL SALEABLE AREA

SUITE = 1,225.79 SQ.FT.

BALCONY = 230.89 SQ.FT.

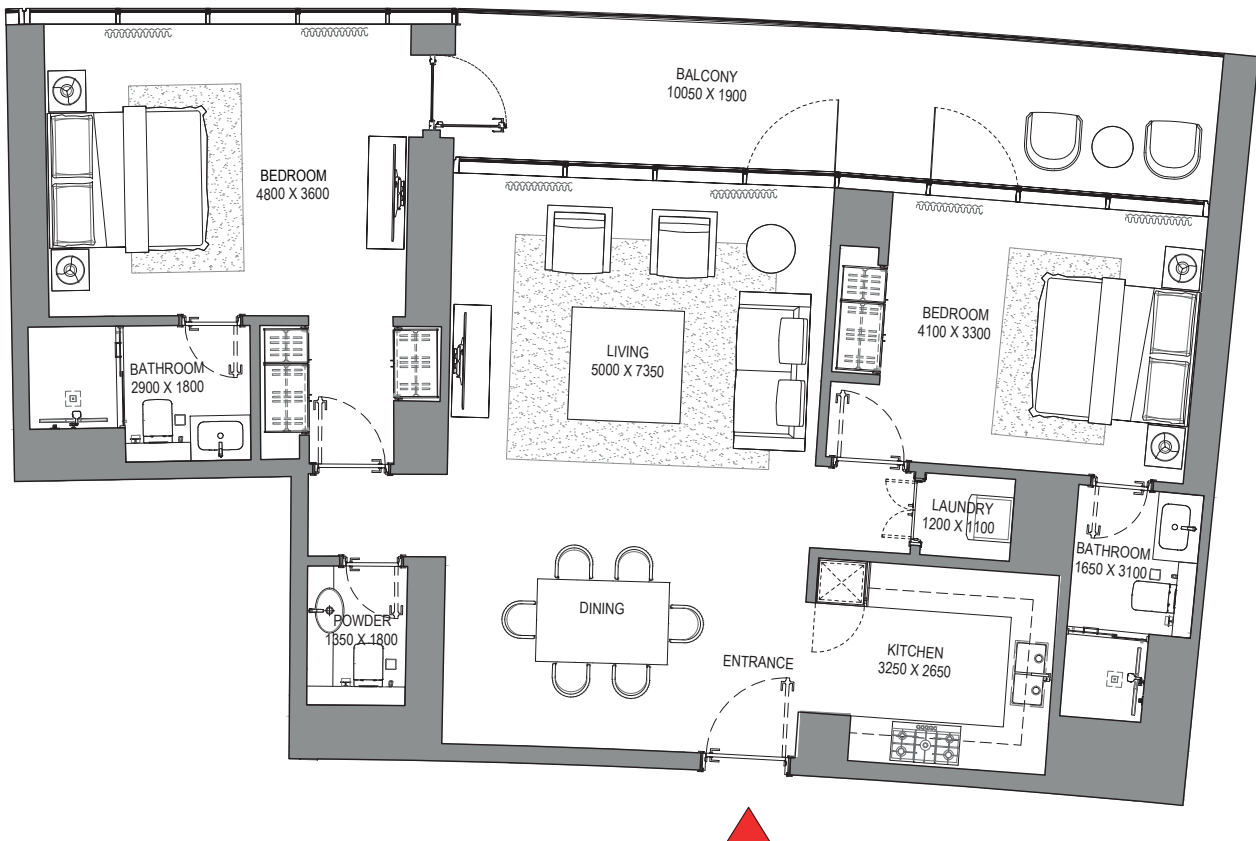
TOTAL = 1,456.68 SQ.FT.



UNIT



TYPICAL FLOOR PLAN
LEVEL 11-32



List of unit numbers with this unit plan:

VIEWS

Blue waters, Ain Dubai, Palm Jumeirah, Harbour, Sea, Skydive

1102, 1202, 1302, 1402, 1502, 1602, 1702, 1802, 1902, 2002, 2102, 2202, 2302, 2402, 2502, 2602, 2702, 2802, 2902, 3002, 3102, 3202


Disclaimer: 1. All dimensions are in metric, measured to wall finishes. 2. All materials, dimensions & drawings are approximate. 3. Information is subject to change without notice, at developer's absolute discretion. 4. Actual area may vary from the stated area. 5. Drawing are not to scale. 6. All images used are for illustrative purpose only and do not represent the actual size, features, specifications, fittings and furnishings. 7. The developer reserves the right to make revisions/ alterations, at its absolute discretion, without any liability whatsoever.

2 BEDROOM APARTMENT

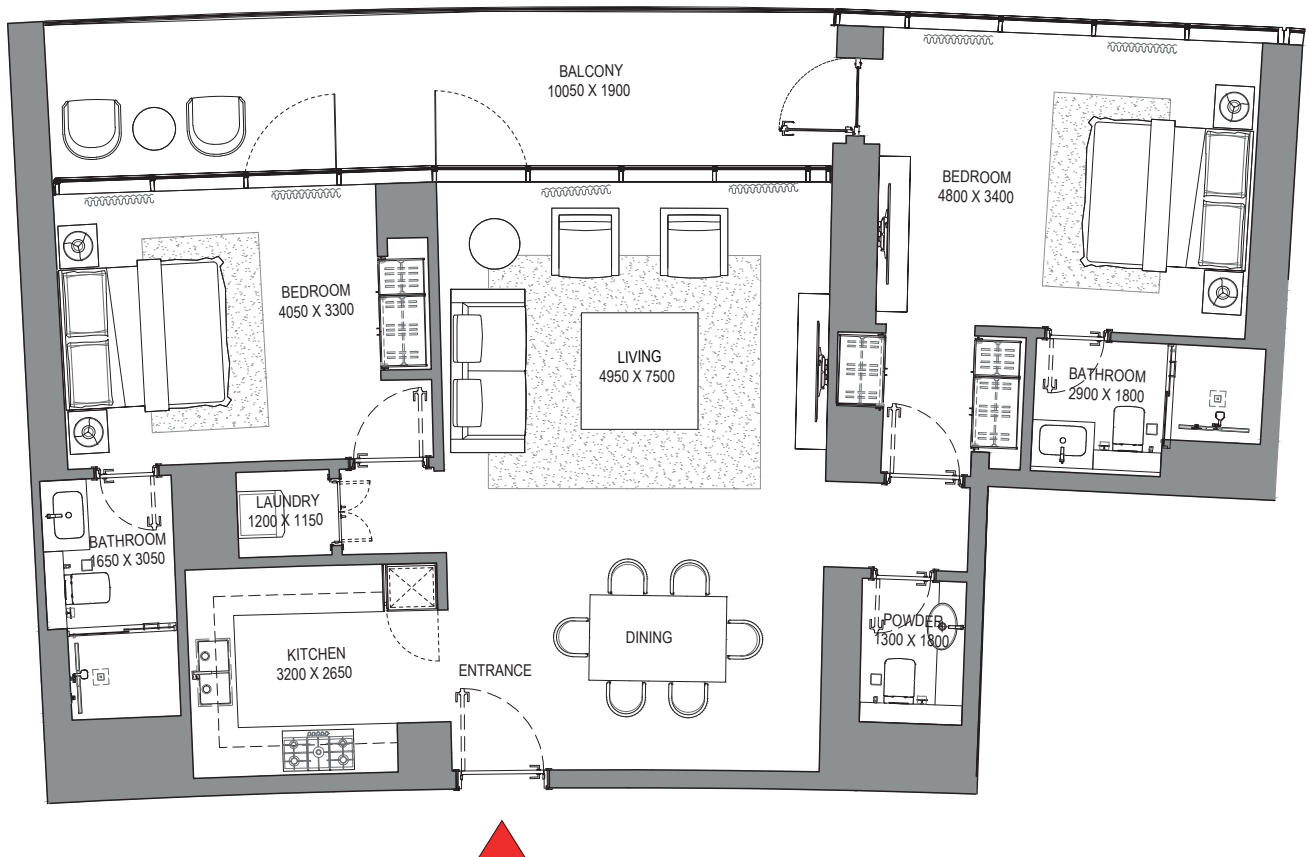
TYPE B (with powder room + balcony)

TOTAL SALEABLE AREA

SUITE RANGE = 1,213.95 - 1,214.28 SQ.FT.
 BALCONY RANGE = 230.02 - 230.35 SQ.FT.
 TOTAL = 1,444.30 SQ.FT.



TYPICAL FLOOR PLAN
LEVEL 11-32



List of unit numbers with this unit plan:

VIEWS

Palm Jumeirah, Harbour, Sea, Skydive

1103, 1203, 1303, 1403, 1503, 1603, 1703, 1803, 1903, 2003, 2103, 2203, 2303, 2403, 2503, 2603, 2703, 2803, 2903, 3003, 3103, 3203

Disclaimer: 1. All dimensions are in metric, measured to wall finishes. 2. All materials, dimensions & drawings are approximate. 3. Information is subject to change without notice, at developer's absolute discretion. 4. Actual area may vary from the stated area. 5. Drawing are not to scale. 6. All images used are for illustrative purpose only and do not represent the actual size, features, specifications, fittings and furnishings. 7. The developer reserves the right to make revisions/ alterations, at its absolute discretion, without any liability whatsoever.

2 BEDROOM APARTMENT


TYPE C (with powder room + balcony)

TOTAL SALEABLE AREA

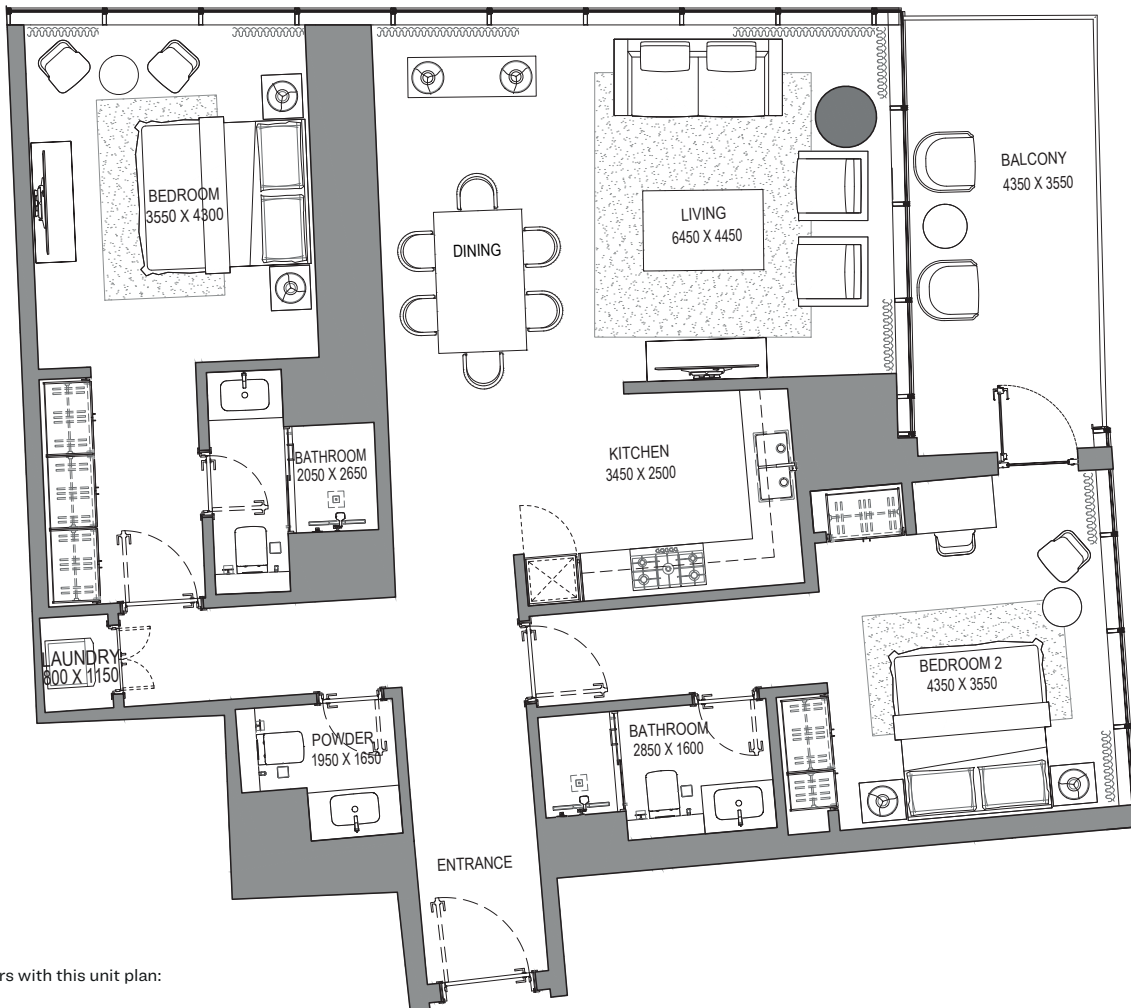
SUITE = 1,338.28 SQ.FT.

BALCONY = 136.49 SQ.FT.

TOTAL = 1,474.77 SQ.FT.



TYPICAL FLOOR PLAN
LEVEL 11-23



List of unit numbers with this unit plan:

VIEWS

Marina Skyline

1105

Marina, Marina Skyline

1205, 1305, 1405, 1505, 1605, 1705, 1805, 1905, 2005, 2105, 2205, 2305

Disclaimer: 1. All dimensions are in metric, measured to wall finishes. 2. All materials, dimensions & drawings are approximate. 3. Information is subject to change without notice, at developer's absolute discretion. 4. Actual area may vary from the stated area. 5. Drawing are not to scale. 6. All images used are for illustrative purpose only and do not represent the actual size, features, specifications, fittings and furnishings. 7. The developer reserves the right to make revisions/ alterations, at its absolute discretion, without any liability whatsoever.

2 BEDROOM APARTMENT


TYPE D (with powder room + balcony)

TOTAL SALEABLE AREA

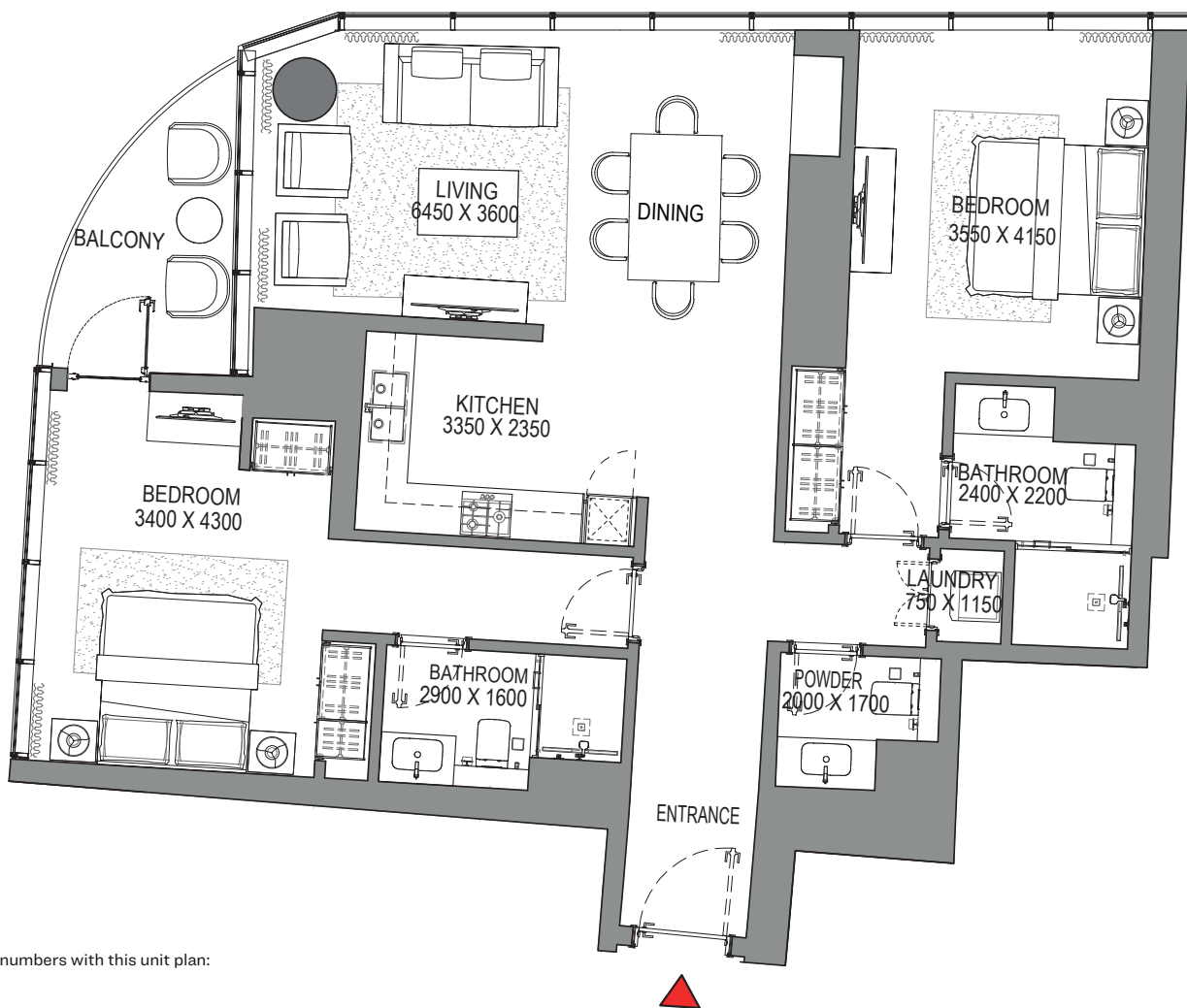
SUITE RANGE = 1,210.51 - 1,210.62 SQ.FT.

BALCONY RANGE = 70.93 - 71.04 SQ.FT.

TOTAL = 1,281.55 SQ.FT.



TYPICAL FLOOR PLAN
LEVEL 11-32



List of unit numbers with this unit plan:

VIEWS

Blue waters, Ain Dubai, JBR Beach, Sea
1108

Blue waters, Ain Dubai, JBR Beach, Marina, Sea
1208, 1308, 1408, 1508, 1608, 1708, 1808, 1908, 2008, 2108, 2208, 2308, 2408, 2508, 2608, 2708, 2808, 2908, 3008, 3108, 3208

Disclaimer: 1. All dimensions are in metric, measured to wall finishes. 2. All materials, dimensions & drawings are approximate. 3. Information is subject to change without notice, at developer's absolute discretion. 4. Actual area may vary from the stated area. 5. Drawing are not to scale. 6. All images used are for illustrative purpose only and do not represent the actual size, features, specifications, fittings and furnishings. 7. The developer reserves the right to make revisions/ alterations, at its absolute discretion, without any liability whatsoever.

1 BEDROOM APARTMENT

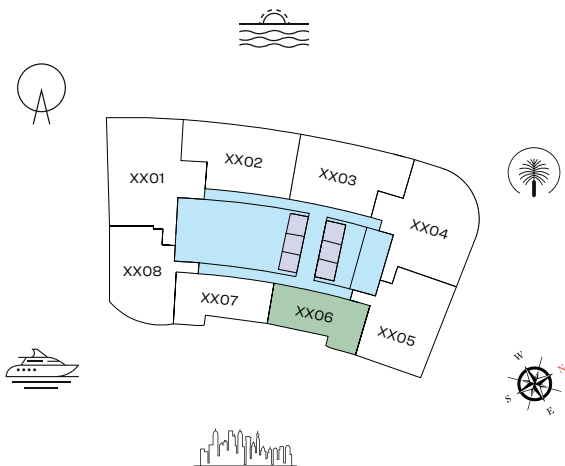
TYPE A (with powder room + balcony)

TOTAL SALEABLE AREA

SUITE = 793.30 SQ.FT.

BALCONY = 68.67 SQ.FT.

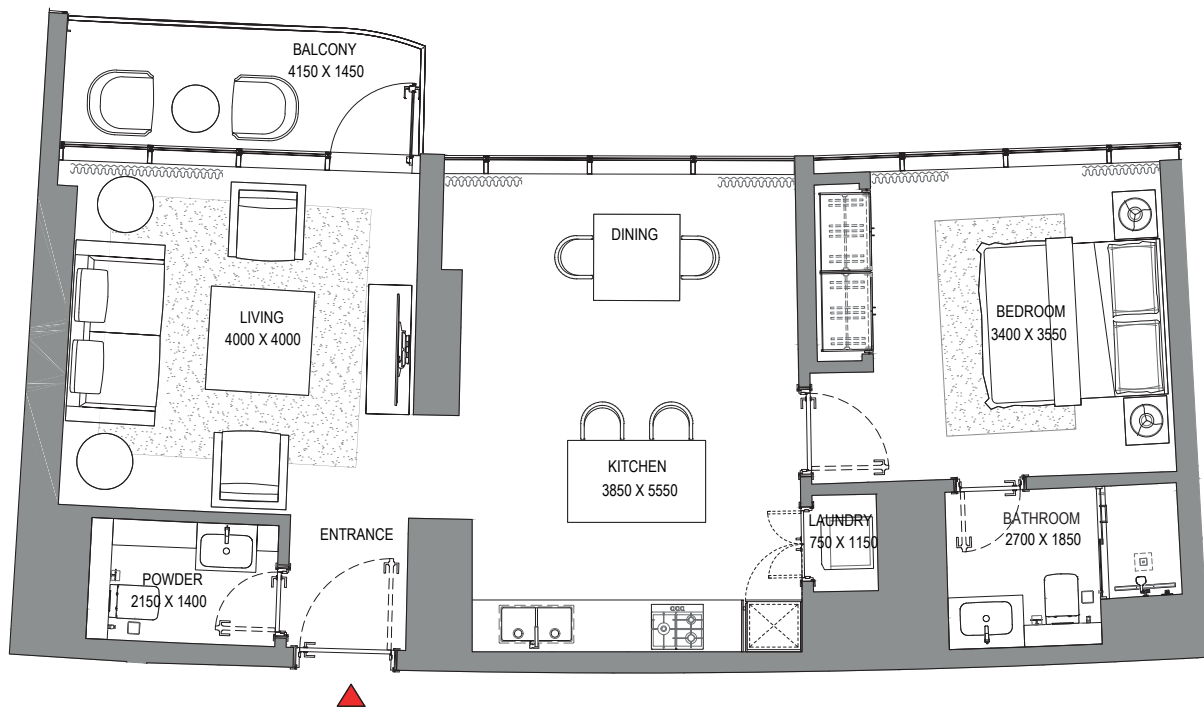
TOTAL = 861.97 SQ.FT.



UNIT



TYPICAL FLOOR PLAN
LEVEL 11-32



List of unit numbers with this unit plan:

VIEWS

Marina Skyline

1106

Marina, Marina Skyline

1206, 1306, 1406, 1506, 1606, 1706, 1806, 1906, 2006, 2106, 2206, 2306, 2406, 2506, 2606, 2706, 2806, 2906, 3006, 3106, 3206

Disclaimer: 1. All dimensions are in metric, measured to wall finishes. 2. All materials, dimensions & drawings are approximate. 3. Information is subject to change without notice, at developer's absolute discretion. 4. Actual area may vary from the stated area. 5. Drawing are not to scale. 6. All images used are for illustrative purpose only and do not represent the actual size, features, specifications, fittings and furnishings. 7. The developer reserves the right to make revisions/ alterations, at its absolute discretion, without any liability whatsoever.

1 BEDROOM APARTMENT

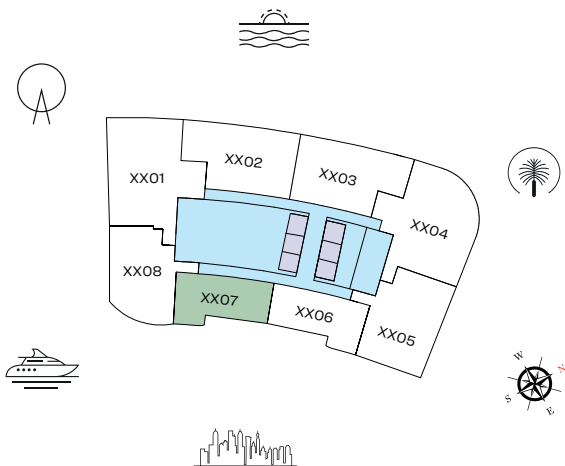
TYPE B (with powder room + balcony)

TOTAL SALEABLE AREA

SUITE = 793.30 SQ.FT.

BALCONY = 67.38 SQ.FT.

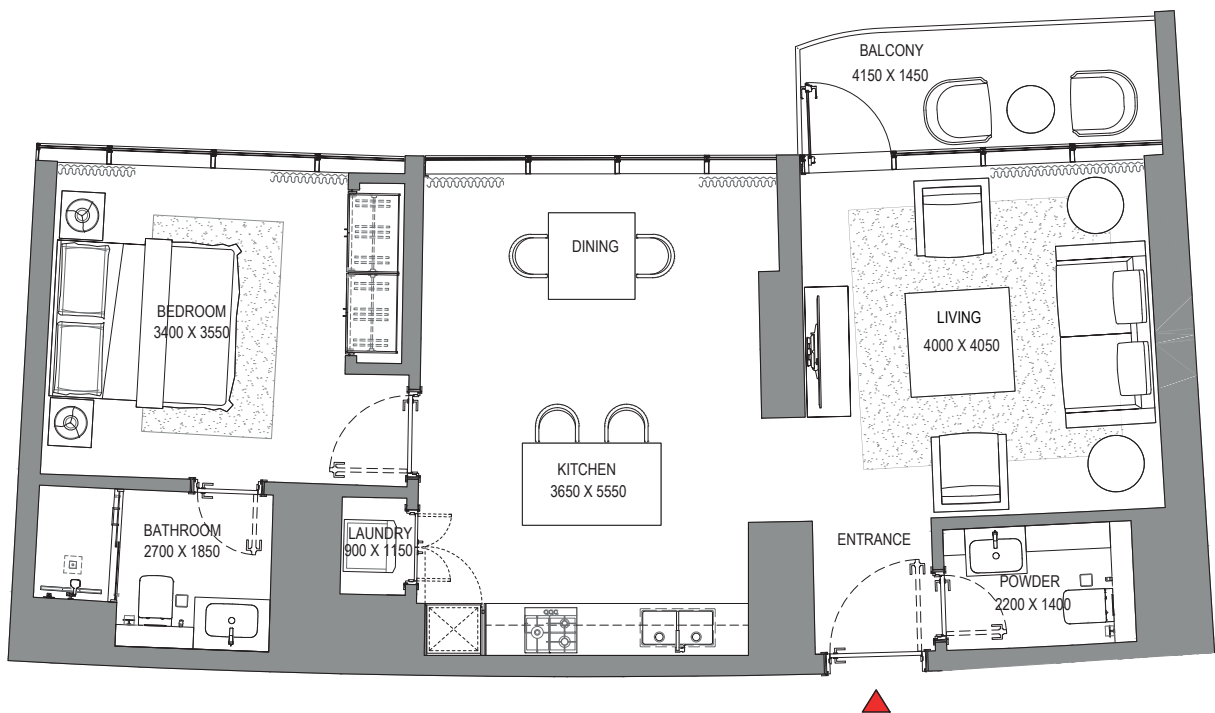
TOTAL = 860.68 SQ.FT.



UNIT



TYPICAL FLOOR PLAN
LEVEL 11-32



List of unit numbers with this unit plan:

VIEWS

Marina Skyline

1107

Marina, Marina Skyline

1207, 1307, 1407, 1507, 1607, 1707, 1807, 1907, 2007, 2107, 2207, 2307, 2407, 2507, 2607, 2707, 2807, 2907, 3007, 3107, 3207

Disclaimer: 1. All dimensions are in metric, measured to wall finishes. 2. All materials, dimensions & drawings are approximate. 3. Information is subject to change without notice, at developer's absolute discretion. 4. Actual area may vary from the stated area. 5. Drawing are not to scale. 6. All images used are for illustrative purpose only and do not represent the actual size, features, specifications, fittings and furnishings. 7. The developer reserves the right to make revisions/ alterations, at its absolute discretion, without any liability whatsoever.

1 BEDROOM APARTMENT

TYPE C (with powder room + balcony)

TOTAL SALEABLE AREA

SUITE = 969.61 SQ.FT.

BALCONY = 136.49 SQ.FT.

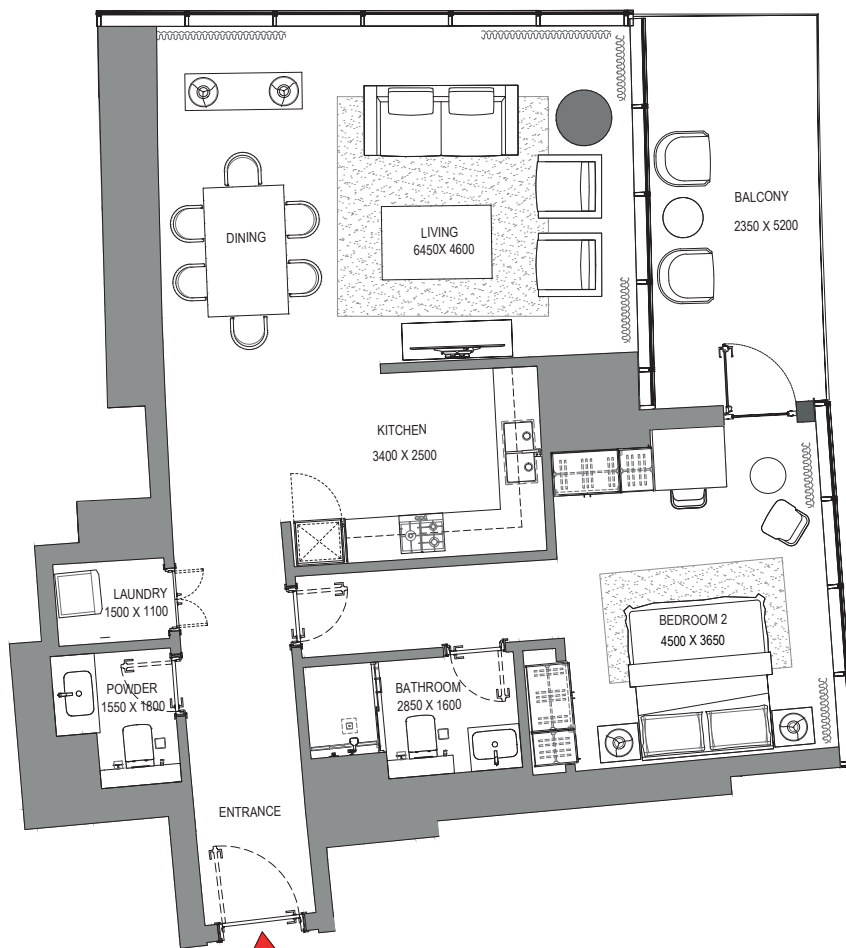
TOTAL = 1,106.10 SQ.FT.



UNIT



TYPICAL FLOOR PLAN
LEVEL 24-32



List of unit numbers with this unit plan:

VIEWS

Marina, Marina Skyline

2405, 2505, 2605, 2705, 2805, 2905, 3005, 3105, 3205

Disclaimer: 1. All dimensions are in metric, measured to wall finishes. 2. All materials, dimensions & drawings are approximate. 3. Information is subject to change without notice, at developer's absolute discretion. 4. Actual area may vary from the stated area. 5. Drawing are not to scale. 6. All images used are for illustrative purpose only and do not represent the actual size, features, specifications, fittings and furnishings. 7. The developer reserves the right to make revisions/ alterations, at its absolute discretion, without any liability whatsoever.

FLOOR PLAN LAYOUT

TOWER A



- 1 BED UNIT
- 2 BED UNIT
- 3 BED UNIT
- LOBBIES, CORRIDORS & STAIRS
- LIFTS

Disclaimer: 1. All dimensions are in metric, measured to wall finishes. 2. All materials, dimensions & drawings are approximate. 3. Information is subject to change without notice, at developer's absolute discretion. 4. Actual area may vary from the stated area. 5. Drawing are not to scale. 6. All images used are for illustrative purpose only and do not represent the actual size, features, specifications, fittings and furnishings. 7. The developer reserves the right to make revisions/ alterations, at its absolute discretion, without any liability whatsoever.

3 BEDROOM APARTMENT

TYPE A (with maid room and powder room + balcony)

TOTAL SALEABLE AREA

SUITE = 1,889.50 SQ.FT.

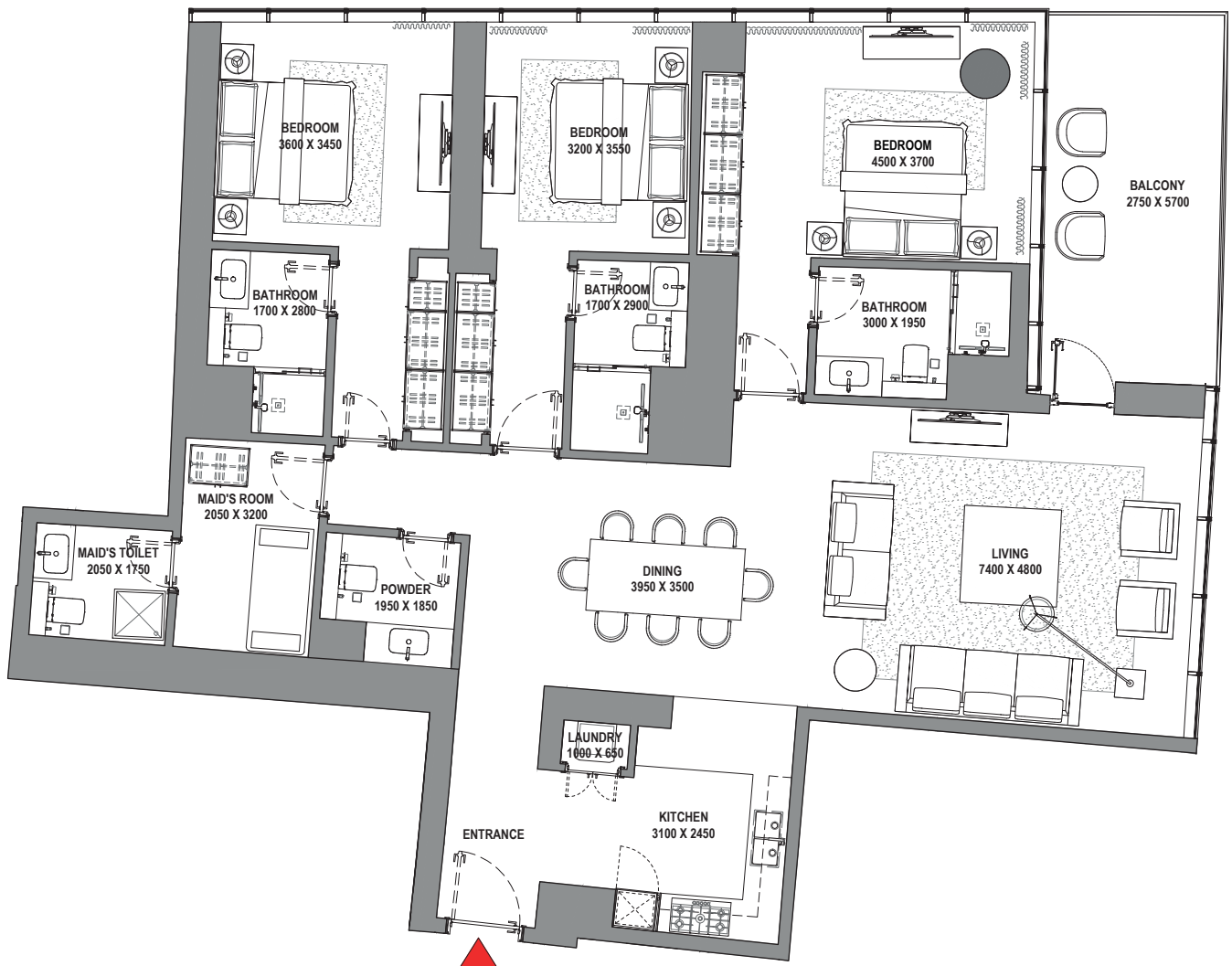
BALCONY = 181.05 SQ.FT.

TOTAL = 2,070.55 SQ.FT.



LEVEL 34

UNIT



List of unit numbers with this unit plan:

VIEWS

Blue waters, Ain Dubai, Palm Jumeirah, Harbour, JBR Beach, Marina, Sea, Marina Skyline, Skydive 3401

Disclaimer: 1. All dimensions are in metric, measured to wall finishes. 2. All materials, dimensions & drawings are approximate. 3. Information is subject to change without notice, at developer's absolute discretion. 4. Actual area may vary from the stated area. 5. Drawing are not to scale. 6. All images used are for illustrative purpose only and do not represent the actual size, features, specifications, fittings and furnishings. 7. The developer reserves the right to make revisions/ alterations, at its absolute discretion, without any liability whatsoever.

3 BEDROOM APARTMENT

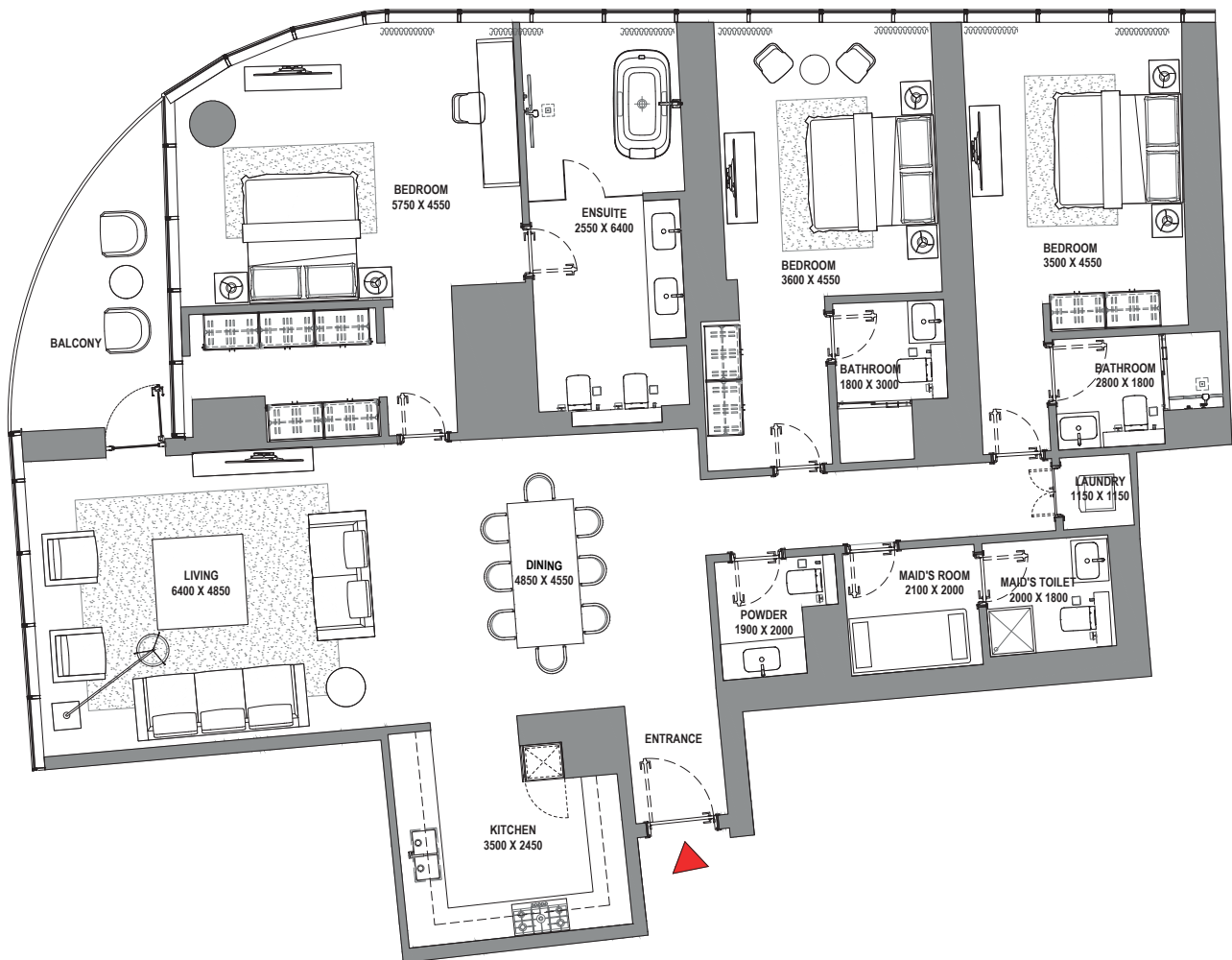

TYPE C (with maid room and powder room + balcony)

TOTAL SALEABLE AREA

SUITE = 2,356.97 SQ.FT.

BALCONY = 117.11 SQ.FT.

TOTAL = 2,474.08SQ.FT.



List of unit numbers with this unit plan:

VIEWS

Palm Jumeirah, Harbour, Sea, Skydive
3404

Disclaimer: 1. All dimensions are in metric, measured to wall finishes. 2. All materials, dimensions & drawings are approximate. 3. Information is subject to change without notice, at developer's absolute discretion. 4. Actual area may vary from the stated area. 5. Drawing are not to scale. 6. All images used are for illustrative purpose only and do not represent the actual size, features, specifications, fittings and furnishings. 7. The developer reserves the right to make revisions/ alterations, at its absolute discretion, without any liability whatsoever.

2 BEDROOM APARTMENT

TYPE A (with powder room + balcony)

TOTAL SALEABLE AREA

SUITE = 1,252.27 SQ.FT.

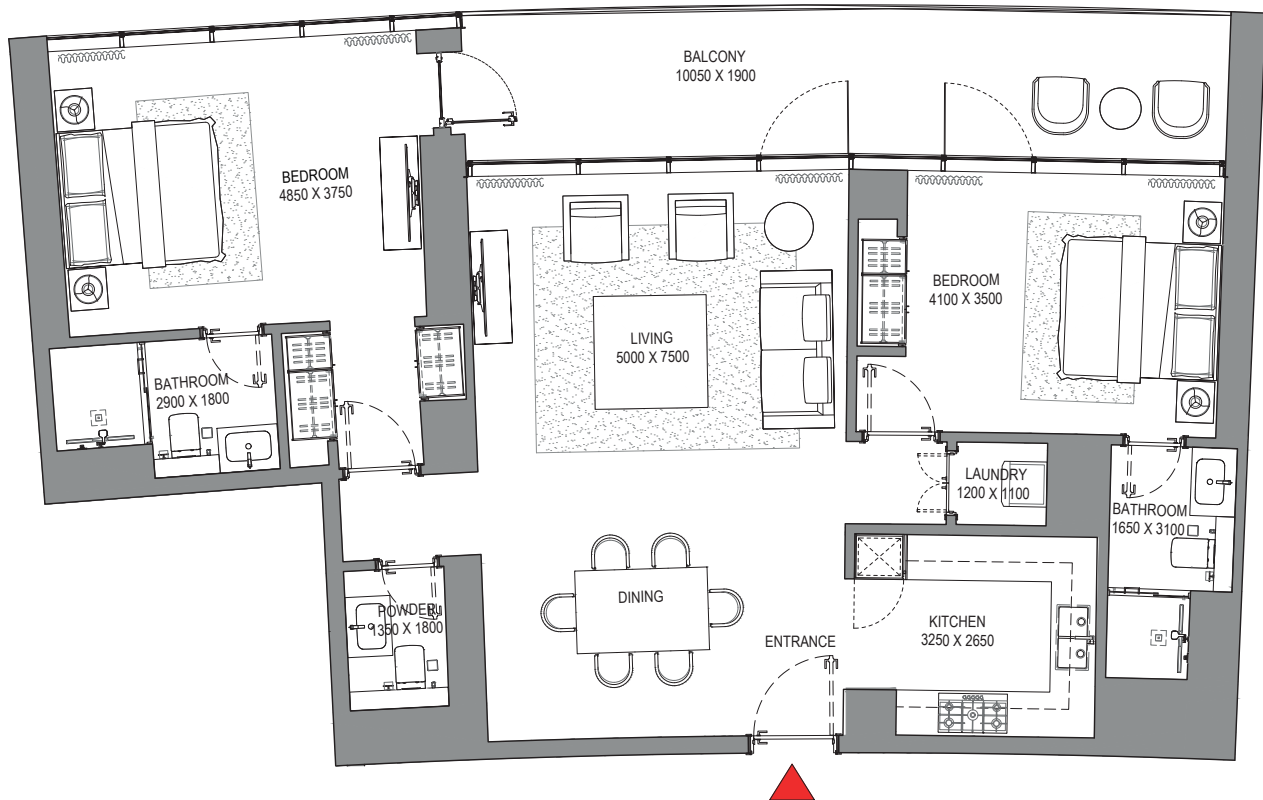
BALCONY = 232.29 SQ.FT.

TOTAL = 1,484.56 SQ.FT.



LEVEL 34

UNIT



List of unit numbers with this unit plan:

VIEWS

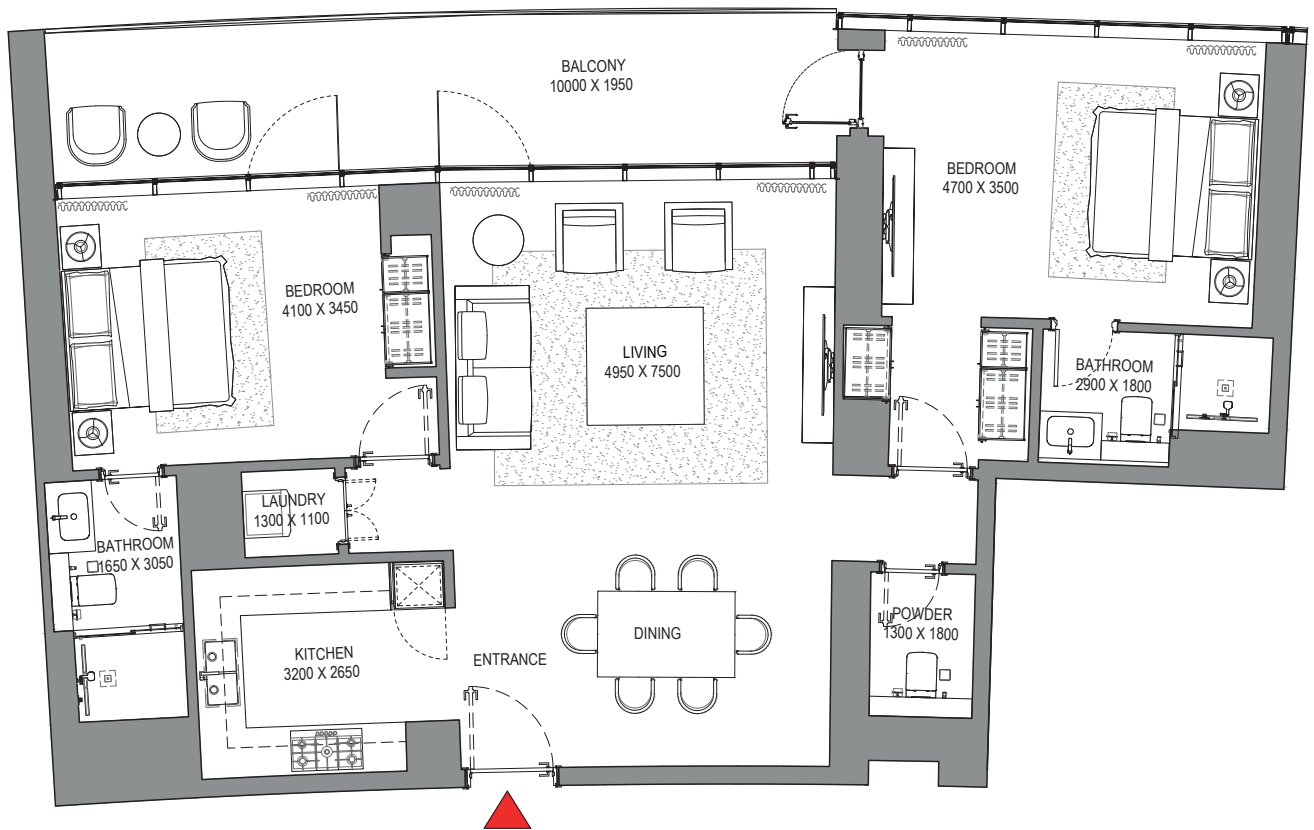
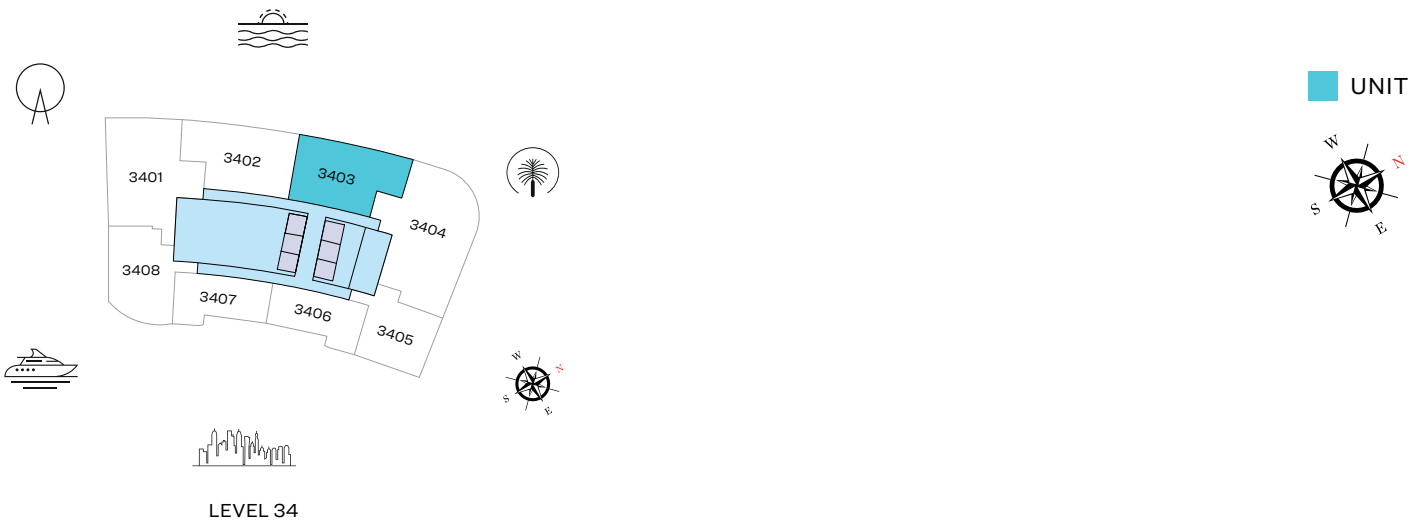
Blue waters, Ain Dubai, Palm Jumeirah, Harbour, Sea, Skydive
3402

Disclaimer: 1. All dimensions are in metric, measured to wall finishes. 2. All materials, dimensions & drawings are approximate. 3. Information is subject to change without notice, at developer's absolute discretion. 4. Actual area may vary from the stated area. 5. Drawing are not to scale. 6. All images used are for illustrative purpose only and do not represent the actual size, features, specifications, fittings and furnishings. 7. The developer reserves the right to make revisions/ alterations, at its absolute discretion, without any liability whatsoever.

2 BEDROOM APARTMENT

TYPE B (with powder room + balcony)

TOTAL SALEABLE AREA
 SUITE RANGE = 1,237.31 SQ.FT.
 BALCONY RANGE = 229.7 SQ.FT.
 TOTAL = 1,467.01 SQ.FT.



List of unit numbers with this unit plan:

VIEWS

Palm Jumeirah, Harbour, Sea, Skydive
 3403

Disclaimer: 1. All dimensions are in metric, measured to wall finishes. 2. All materials, dimensions & drawings are approximate. 3. Information is subject to change without notice, at developer's absolute discretion. 4. Actual area may vary from the stated area. 5. Drawing are not to scale. 6. All images used are for illustrative purpose only and do not represent the actual size, features, specifications, fittings and furnishings. 7. The developer reserves the right to make revisions/ alterations, at its absolute discretion, without any liability whatsoever.

2 BEDROOM APARTMENT

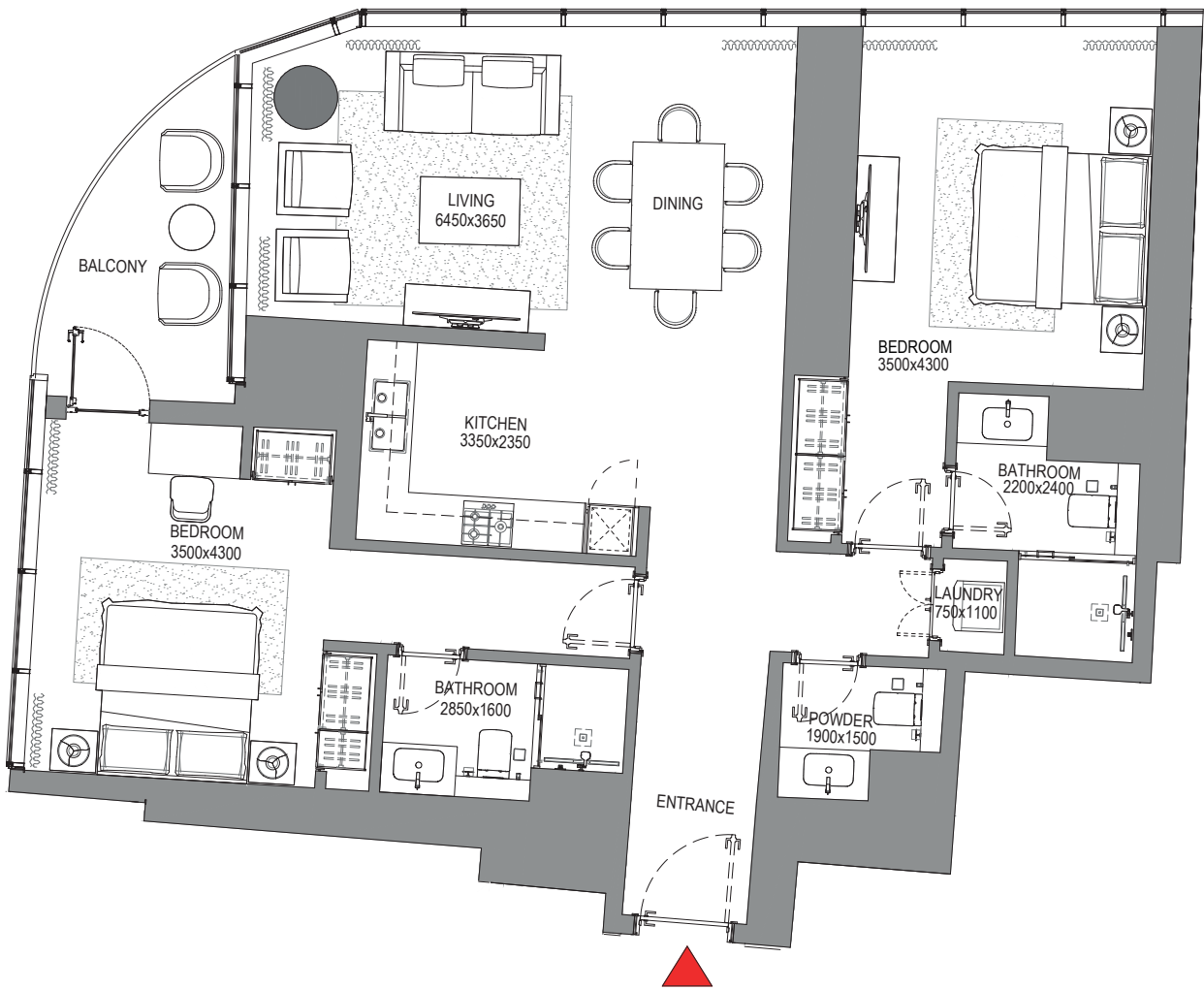
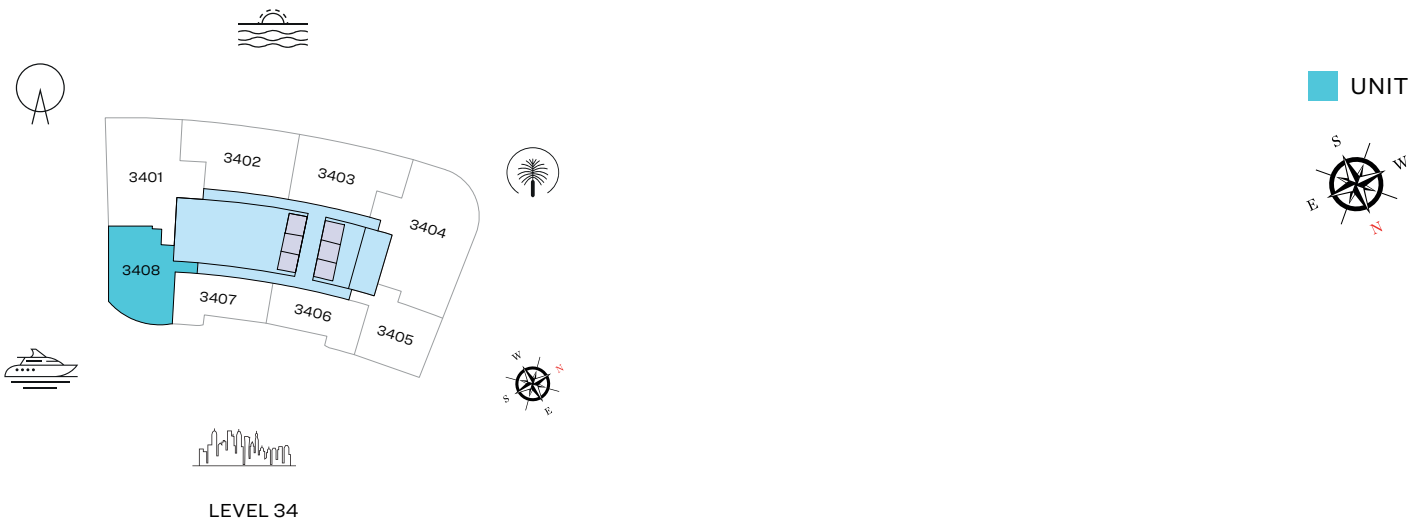
TYPE D (with powder room + balcony)

TOTAL SALEABLE AREA

SUITE = 1,229.78 SQ.FT.

BALCONY = 75.02 SQ.FT.

TOTAL = 1,304.80 SQ.FT.



List of unit numbers with this unit plan:

VIEWS

Blue waters, Ain Dubai, JBR Beach, Marina, Sea
3408

Disclaimer: 1. All dimensions are in metric, measured to wall finishes. 2. All materials, dimensions & drawings are approximate. 3. Information is subject to change without notice, at developer's absolute discretion. 4. Actual area may vary from the stated area. 5. Drawing are not to scale. 6. All images used are for illustrative purpose only and do not represent the actual size, features, specifications, fittings and furnishings. 7. The developer reserves the right to make revisions/ alterations, at its absolute discretion, without any liability whatsoever.

1 BEDROOM APARTMENT

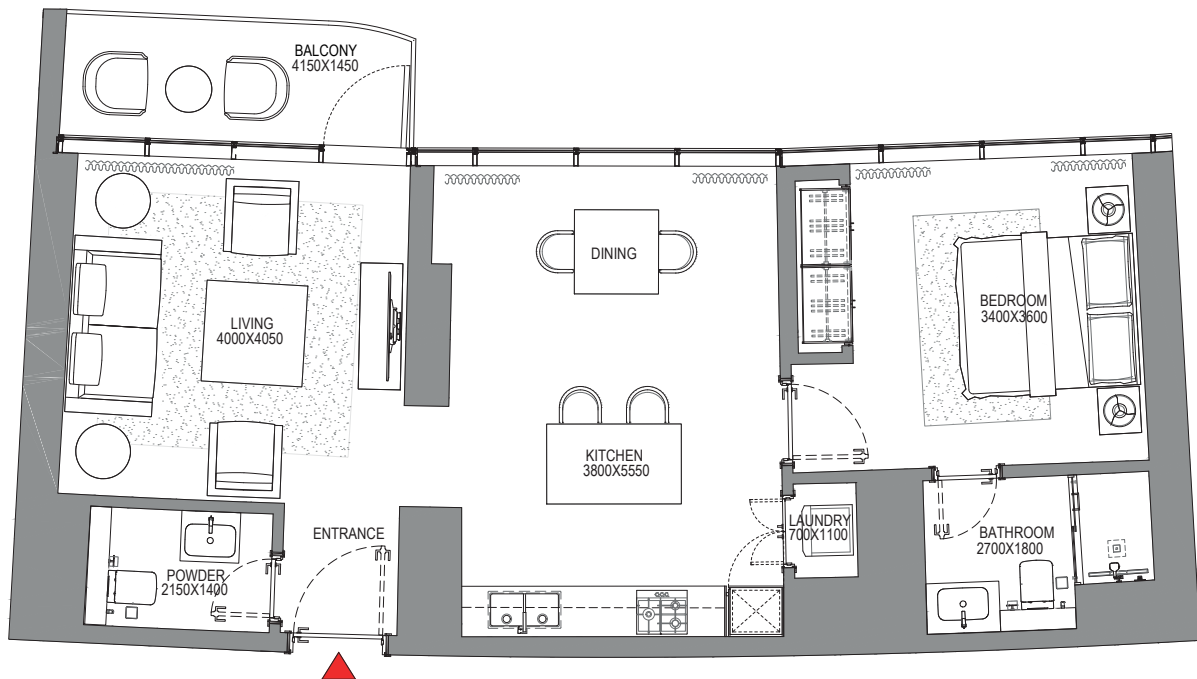
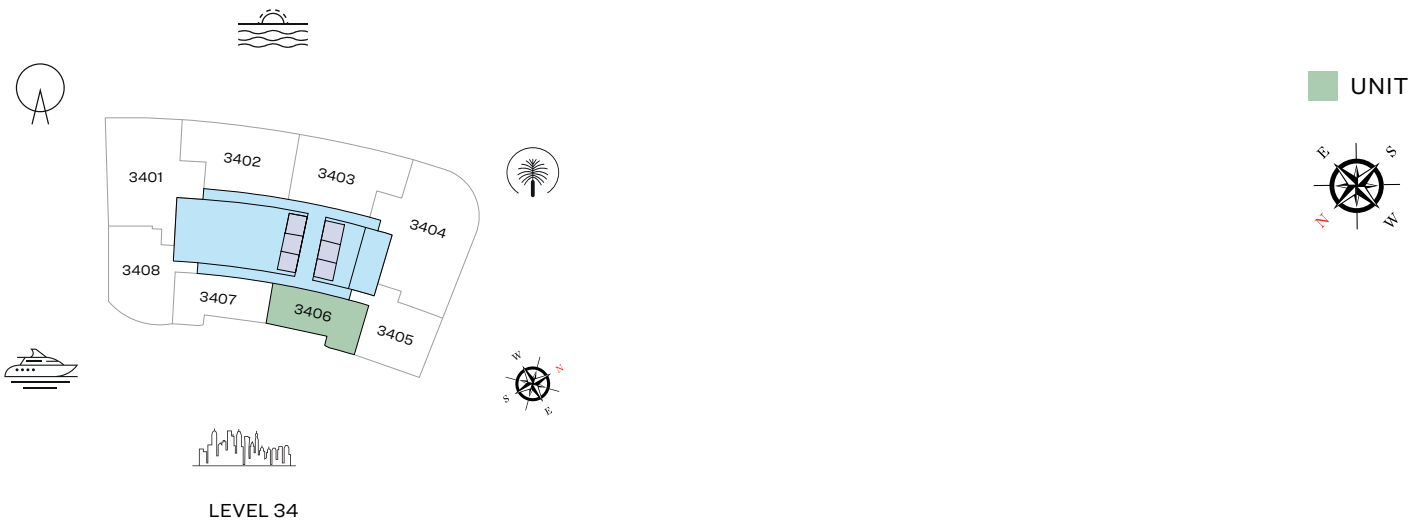
TYPE A (with powder room + balcony)

TOTAL SALEABLE AREA

SUITE = 800.30 SQ.FT.

BALCONY = 70.07 SQ.FT.

TOTAL = 870.37 SQ.FT.



List of unit numbers with this unit plan:

VIEWS

Marina, Marina Skyline
3406

Disclaimer: 1. All dimensions are in metric, measured to wall finishes. 2. All materials, dimensions & drawings are approximate. 3. Information is subject to change without notice, at developer's absolute discretion. 4. Actual area may vary from the stated area. 5. Drawing are not to scale. 6. All images used are for illustrative purpose only and do not represent the actual size, features, specifications, fittings and furnishings. 7. The developer reserves the right to make revisions/ alterations, at its absolute discretion, without any liability whatsoever.

1 BEDROOM APARTMENT

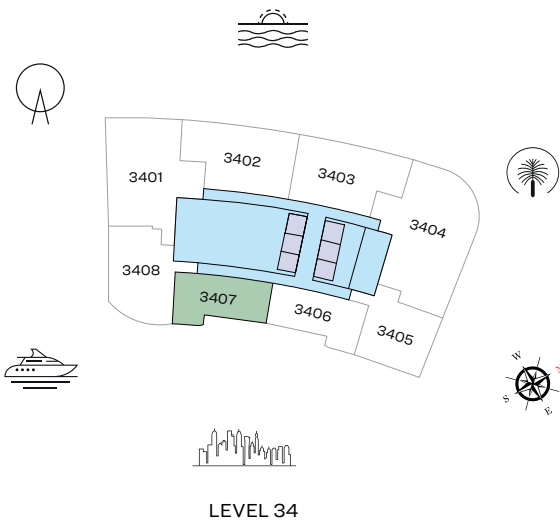
TYPE B (with powder room + balcony)

TOTAL SALEABLE AREA

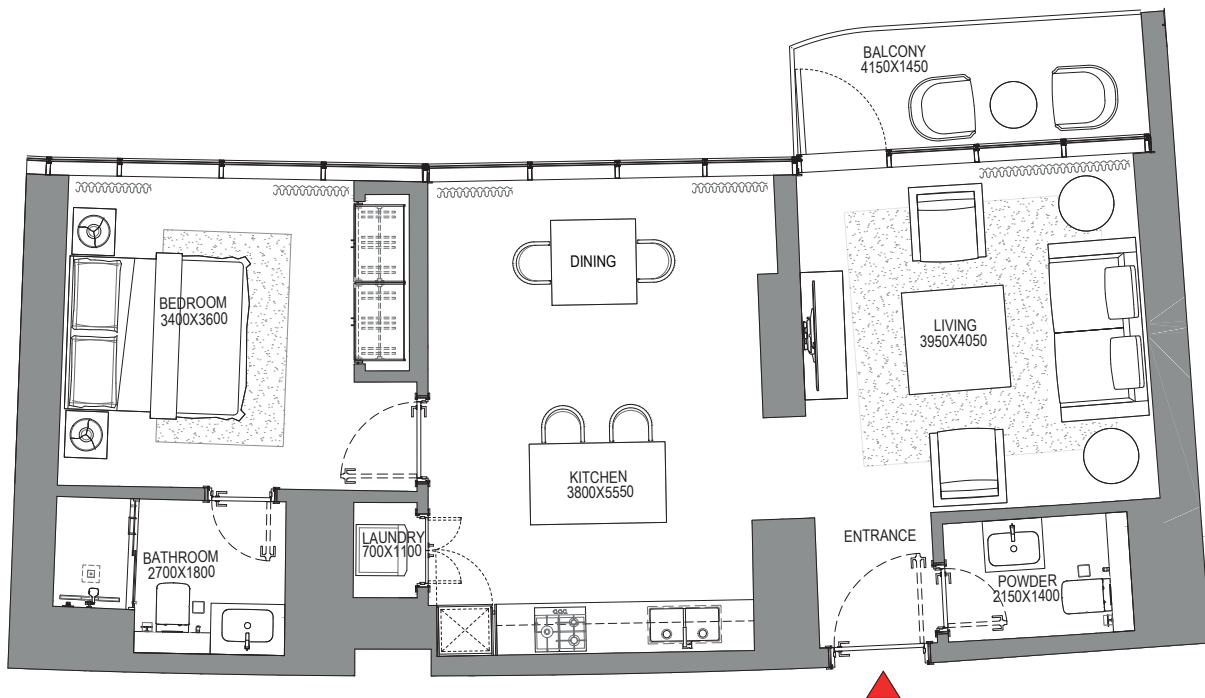
SUITE = 799.33 SQ.FT.

BALCONY = 68.57 SQ.FT.

TOTAL = 867.9 SQ.FT.



UNIT



List of unit numbers with this unit plan:

VIEWS

Marina, Marina Skyline
3407

Disclaimer: 1. All dimensions are in metric, measured to wall finishes. 2. All materials, dimensions & drawings are approximate. 3. Information is subject to change without notice, at developer's absolute discretion. 4. Actual area may vary from the stated area. 5. Drawing are not to scale. 6. All images used are for illustrative purpose only and do not represent the actual size, features, specifications, fittings and furnishings. 7. The developer reserves the right to make revisions/ alterations, at its absolute discretion, without any liability whatsoever.

1 BEDROOM APARTMENT

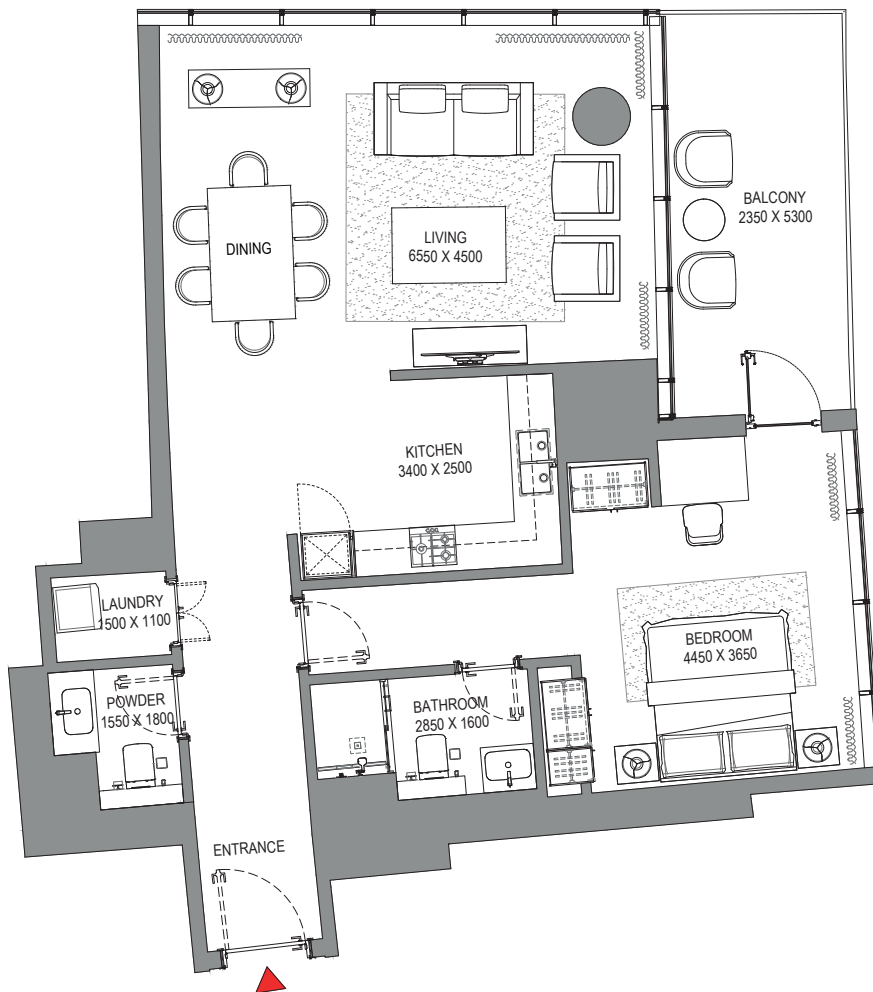

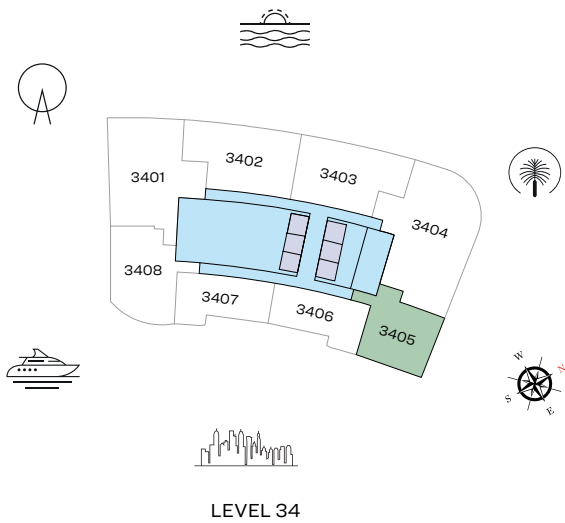
TYPE C (with powder room + balcony)

TOTAL SALEABLE AREA

SUITE = 986.84 SQ.FT.

BALCONY = 138.90 SQ.FT.

TOTAL = 1125.74 SQ.FT.



List of unit numbers with this unit plan:

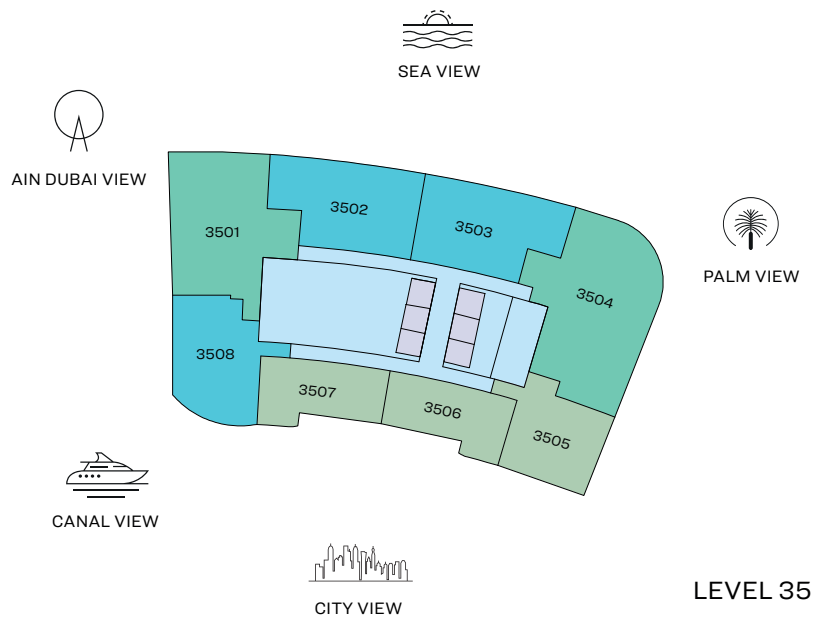
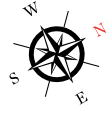
VIEWS

Marina, Marina Skyline
3405

Disclaimer: 1. All dimensions are in metric, measured to wall finishes. 2. All materials, dimensions & drawings are approximate. 3. Information is subject to change without notice, at developer's absolute discretion. 4. Actual area may vary from the stated area. 5. Drawing are not to scale. 6. All images used are for illustrative purpose only and do not represent the actual size, features, specifications, fittings and furnishings. 7. The developer reserves the right to make revisions/ alterations, at its absolute discretion, without any liability whatsoever.

FLOOR PLAN LAYOUT

TOWER A



- 1 BED UNIT
- 2 BED UNIT
- 3 BED UNIT
- LIFTS
- LOBBIES, CORRIDORS & STAIRS

Disclaimer: 1. All dimensions are in metric, measured to wall finishes. 2. All materials, dimensions & drawings are approximate. 3. Information is subject to change without notice, at developer's absolute discretion. 4. Actual area may vary from the stated area. 5. Drawing are not to scale. 6. All images used are for illustrative purpose only and do not represent the actual size, features, specifications, fittings and furnishings. 7. The developer reserves the right to make revisions/ alterations, at its absolute discretion, without any liability whatsoever.

3 BEDROOM APARTMENT

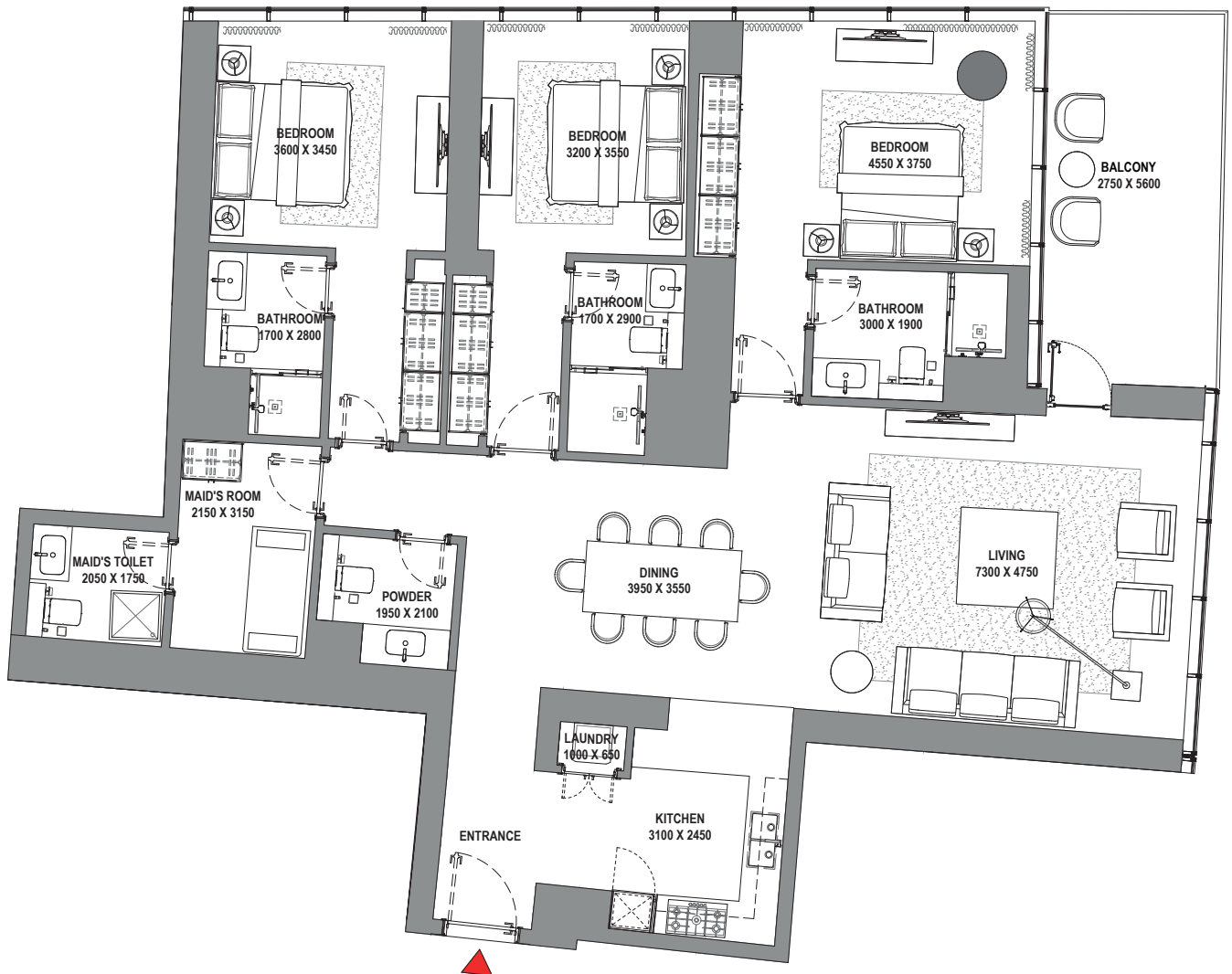
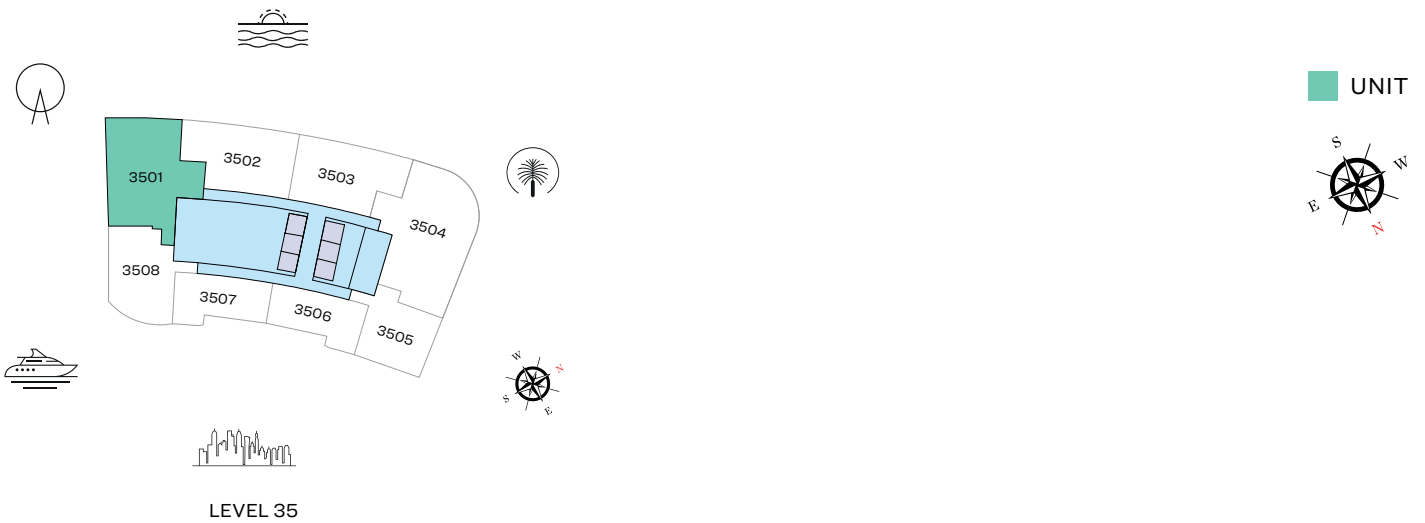
TYPE A (with maid room and powder room + balcony)

TOTAL SALEABLE AREA

SUITE = 1,901.44 SQ.FT.

BALCONY = 182.88 SQ.FT.

TOTAL = 2,084.32 SQ.FT.



List of unit numbers with this unit plan:

VIEWS

Blue waters, Ain Dubai, Palm Jumeirah, Harbour, JBR Beach, Marina, Sea, Marina Skyline, Skydive 3501

Disclaimer: 1. All dimensions are in metric, measured to wall finishes. 2. All materials, dimensions & drawings are approximate. 3. Information is subject to change without notice, at developer's absolute discretion. 4. Actual area may vary from the stated area. 5. Drawing are not to scale. 6. All images used are for illustrative purpose only and do not represent the actual size, features, specifications, fittings and furnishings. 7. The developer reserves the right to make revisions/ alterations, at its absolute discretion, without any liability whatsoever.

3 BEDROOM APARTMENT

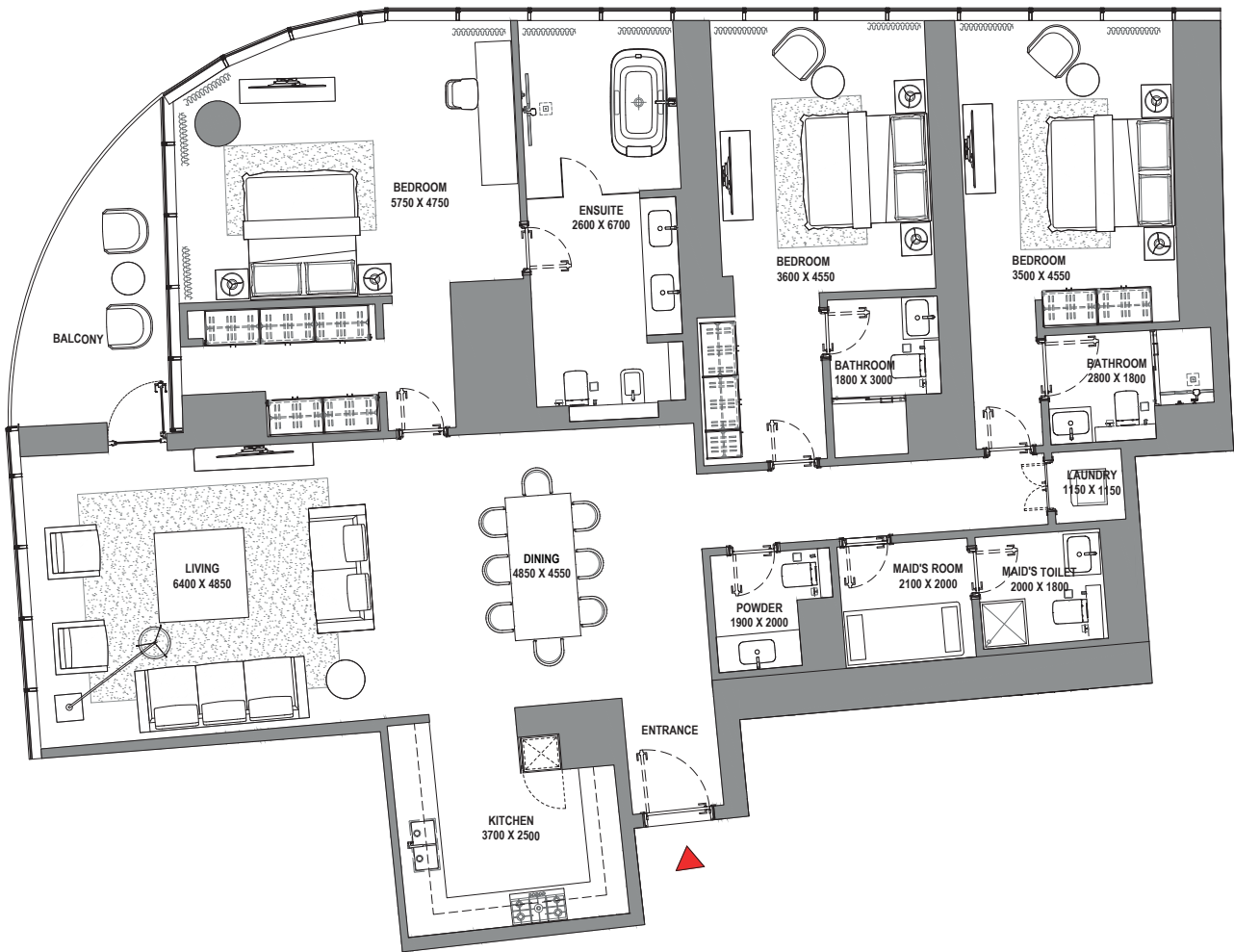

TYPE C (with maid room and powder room + balcony)

TOTAL SALEABLE AREA

SUITE = 2,370.00 SQ.FT.

BALCONY = 117.54 SQ.FT.

TOTAL = 2,487.54 SQ.FT.



List of unit numbers with this unit plan:

VIEWS

Palm Jumeirah, Harbour, Sea, Skydive
3504

Disclaimer: 1. All dimensions are in metric, measured to wall finishes. 2. All materials, dimensions & drawings are approximate. 3. Information is subject to change without notice, at developer's absolute discretion. 4. Actual area may vary from the stated area. 5. Drawing are not to scale. 6. All images used are for illustrative purpose only and do not represent the actual size, features, specifications, fittings and furnishings. 7. The developer reserves the right to make revisions/ alterations, at its absolute discretion, without any liability whatsoever.

2 BEDROOM APARTMENT

TYPE A (with powder room + balcony)

TOTAL SALEABLE AREA

SUITE = 1,261.21 SQ.FT.

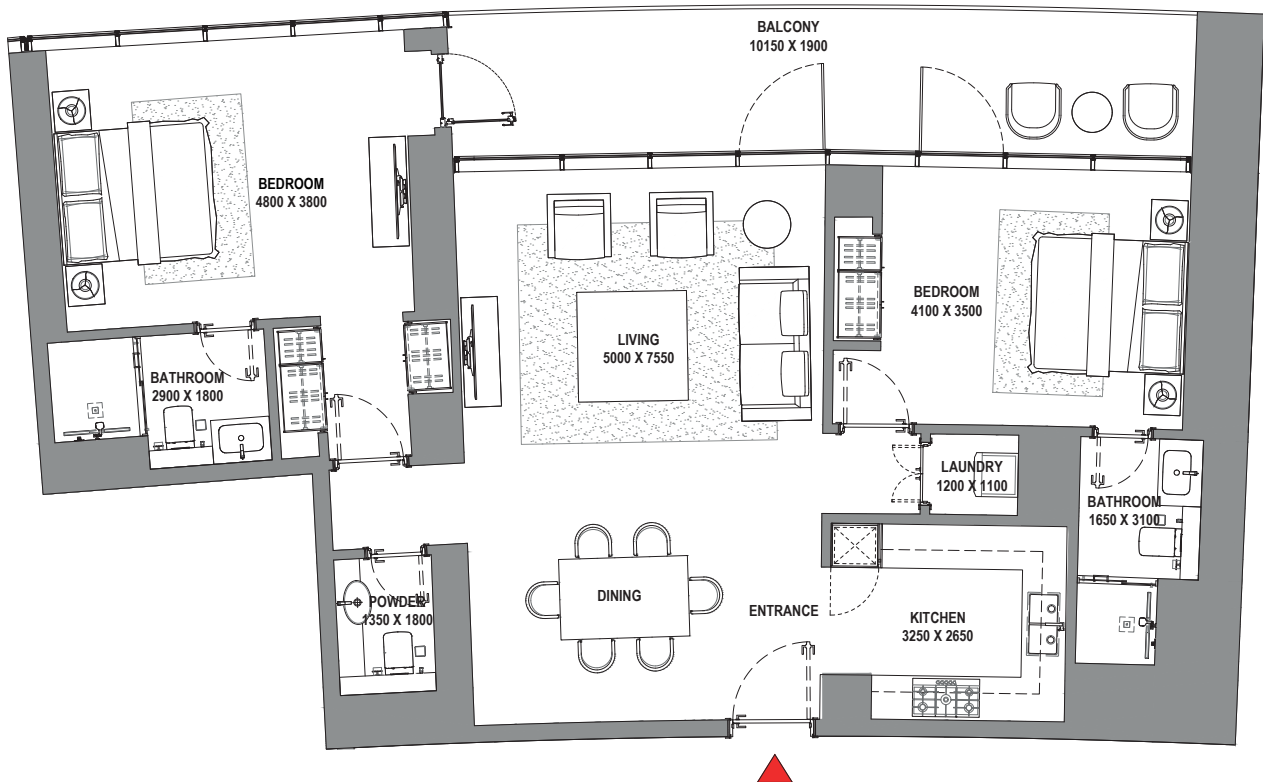
BALCONY = 232.39 SQ.FT.

TOTAL = 1,493.6 SQ.FT.



LEVEL 35

UNIT



List of unit numbers with this unit plan:

VIEWS

Blue waters, Ain Dubai, Palm Jumeirah, Harbour, Sea, Skydive
3502

Disclaimer: 1. All dimensions are in metric, measured to wall finishes. 2. All materials, dimensions & drawings are approximate. 3. Information is subject to change without notice, at developer's absolute discretion. 4. Actual area may vary from the stated area. 5. Drawing are not to scale. 6. All images used are for illustrative purpose only and do not represent the actual size, features, specifications, fittings and furnishings. 7. The developer reserves the right to make revisions/ alterations, at its absolute discretion, without any liability whatsoever.

2 BEDROOM APARTMENT

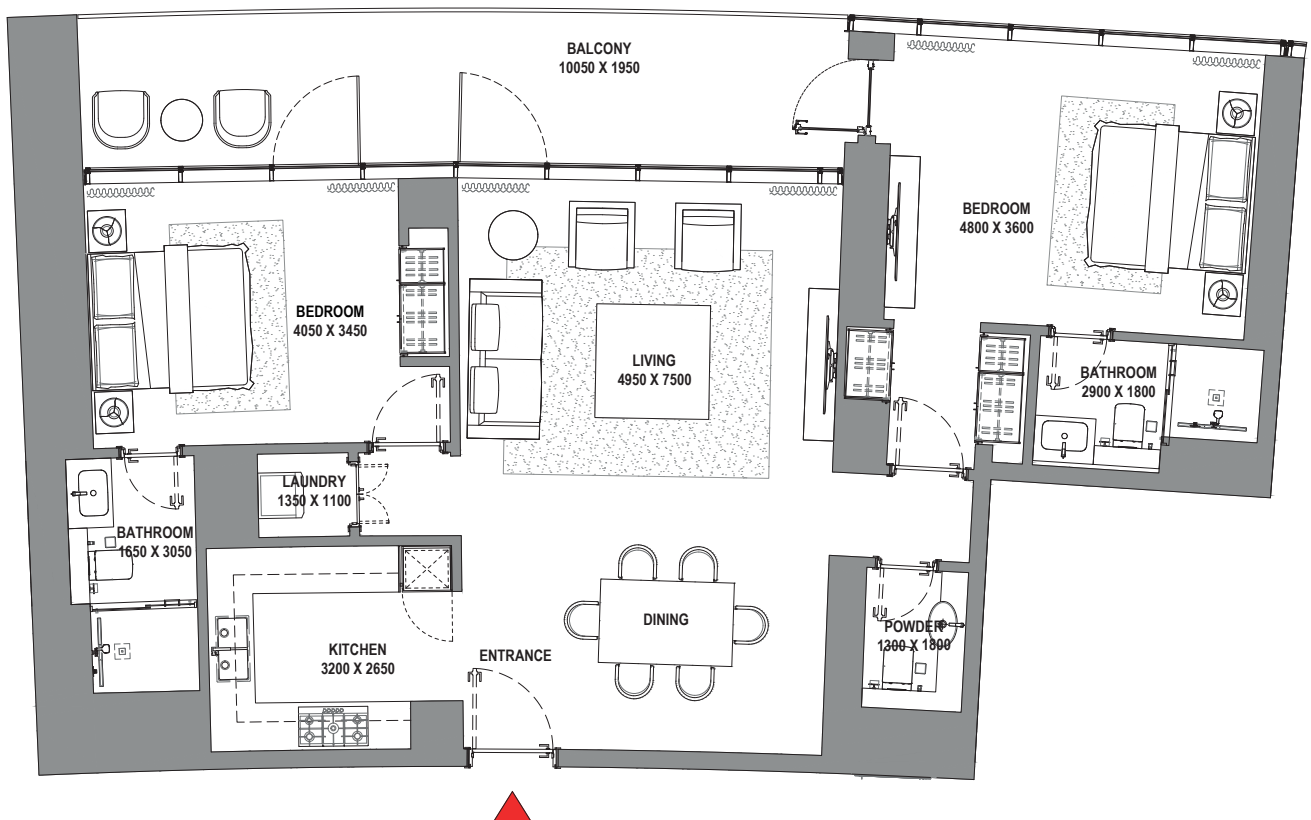
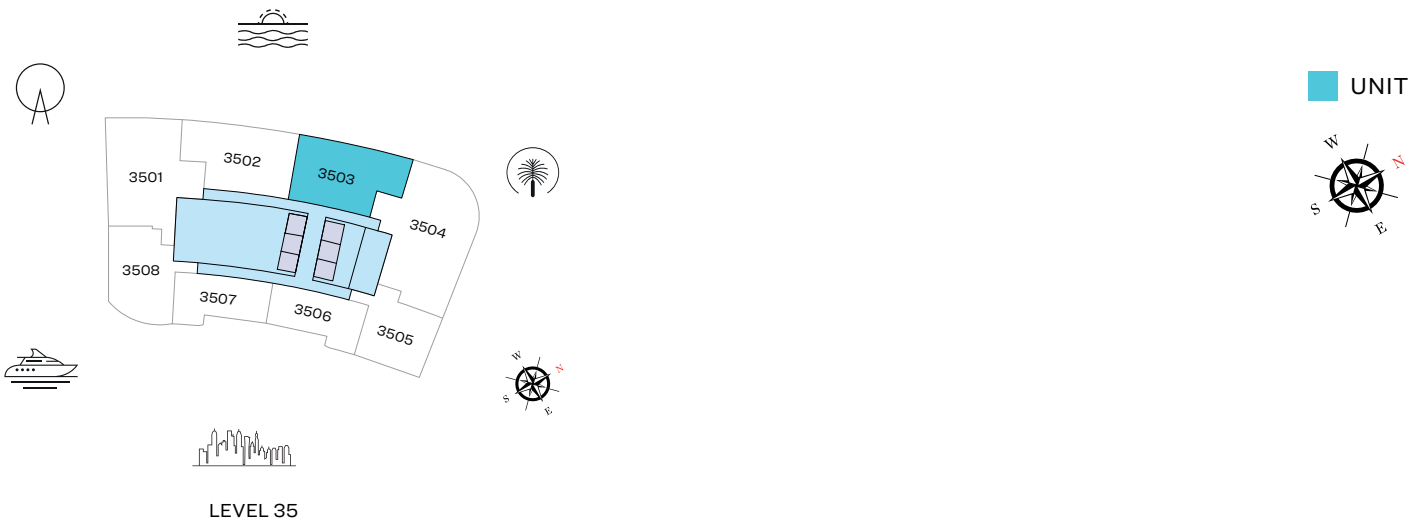
TYPE B (with powder room + balcony)

TOTAL SALEABLE AREA

SUITE = 1,243.45 SQ.FT.

BALCONY = 235.51 SQ.FT.

TOTAL = 1,478.96 SQ.FT.



List of unit numbers with this unit plan:

VIEWS

Palm Jumeirah, Harbour, Sea, Skydive
3503

Disclaimer: 1. All dimensions are in metric, measured to wall finishes. 2. All materials, dimensions & drawings are approximate. 3. Information is subject to change without notice, at developer's absolute discretion. 4. Actual area may vary from the stated area. 5. Drawing are not to scale. 6. All images used are for illustrative purpose only and do not represent the actual size, features, specifications, fittings and furnishings. 7. The developer reserves the right to make revisions/ alterations, at its absolute discretion, without any liability whatsoever.

2 BEDROOM APARTMENT

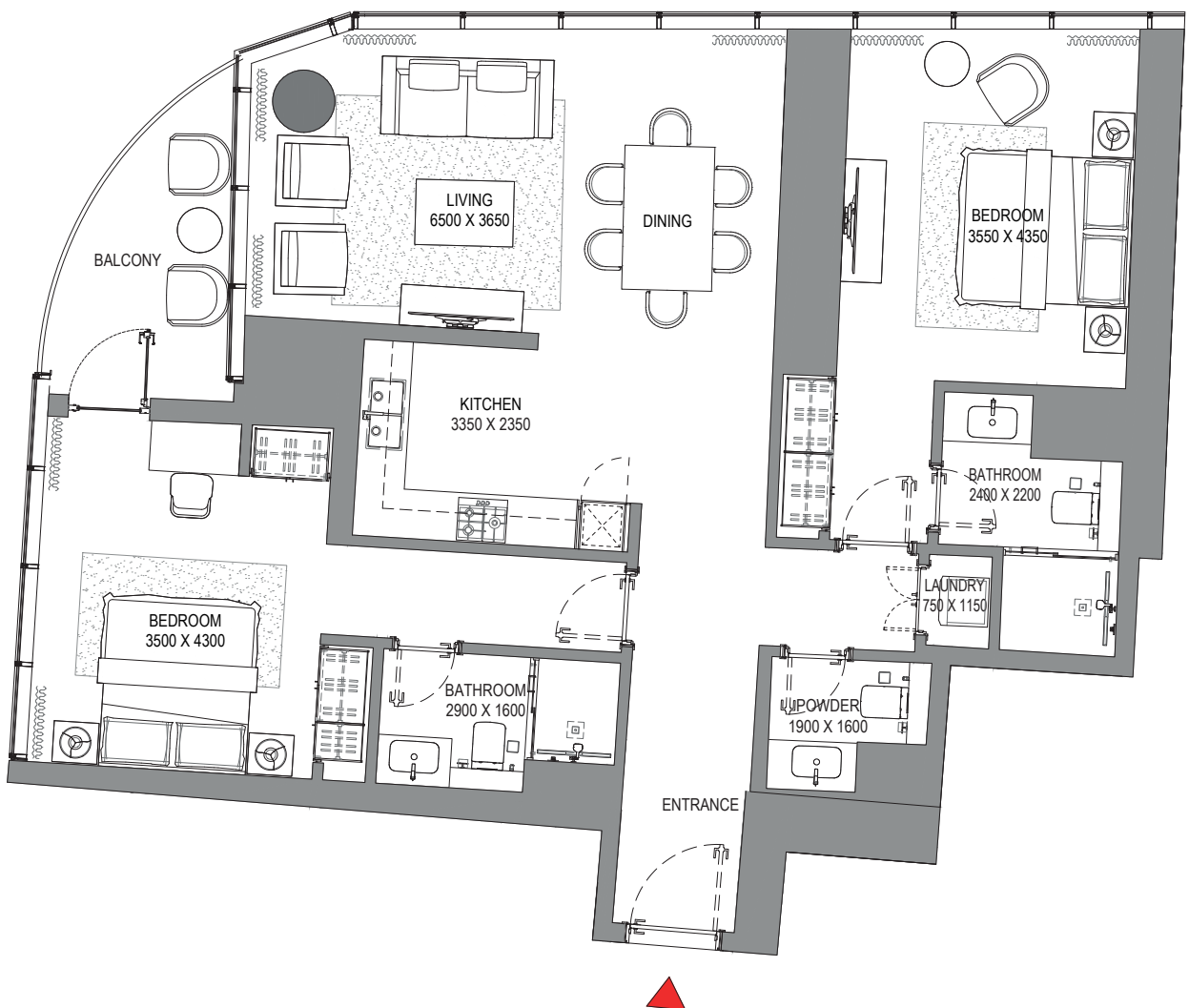
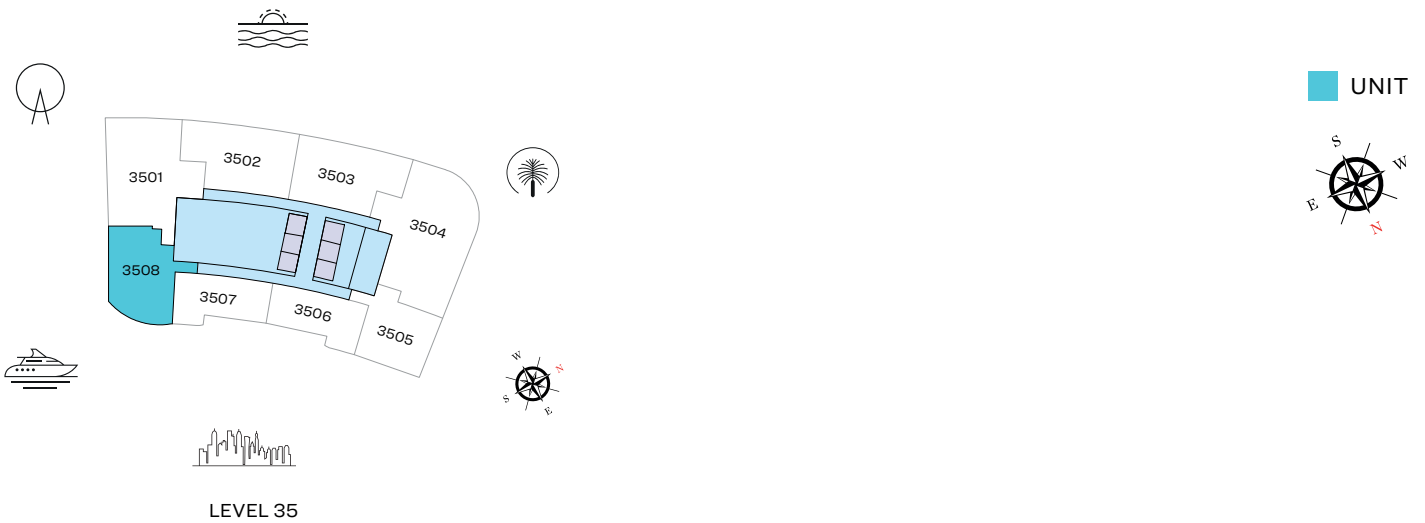
TYPE D (with powder room + balcony)

TOTAL SALEABLE AREA

SUITE = 1,234.51 SQ.FT.

BALCONY = 75.02 SQ.FT.

TOTAL = 1,309.53 SQ.FT.



List of unit numbers with this unit plan:

VIEWS

Blue waters, Ain Dubai, JBR Beach, Marina, Sea
3508

Disclaimer: 1. All dimensions are in metric, measured to wall finishes. 2. All materials, dimensions & drawings are approximate. 3. Information is subject to change without notice, at developer's absolute discretion. 4. Actual area may vary from the stated area. 5. Drawing are not to scale. 6. All images used are for illustrative purpose only and do not represent the actual size, features, specifications, fittings and furnishings. 7. The developer reserves the right to make revisions/ alterations, at its absolute discretion, without any liability whatsoever.

1 BEDROOM APARTMENT

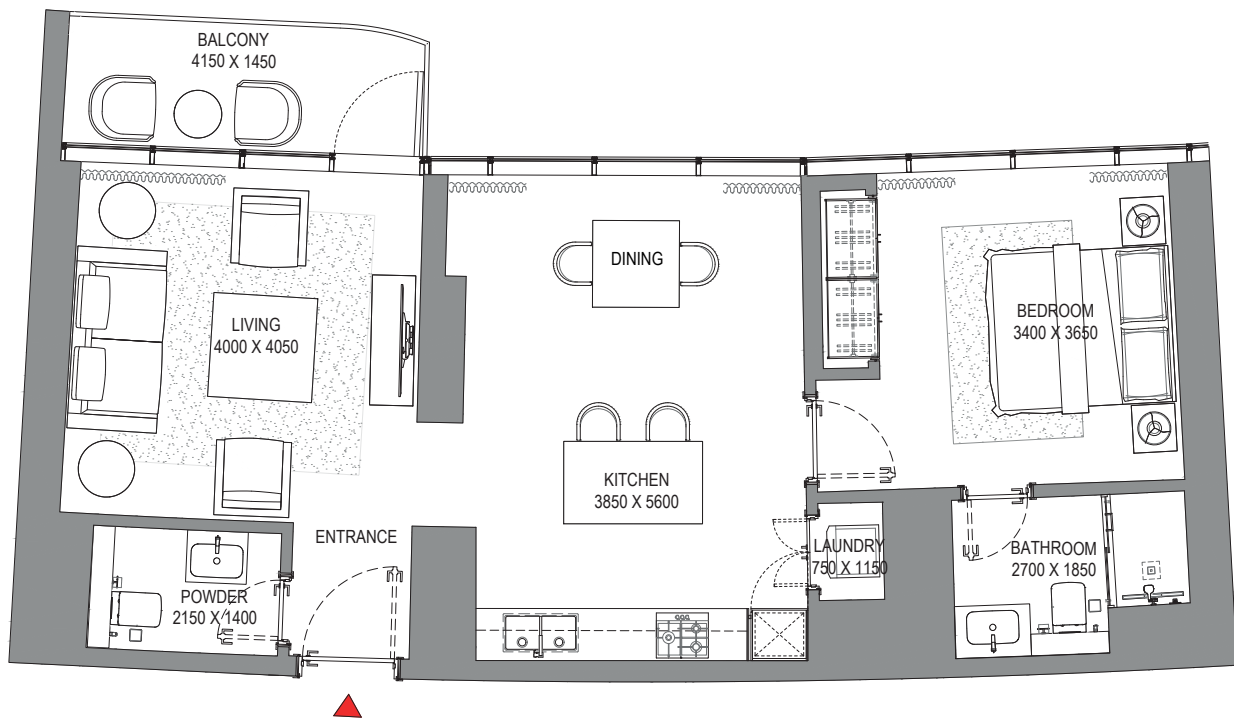
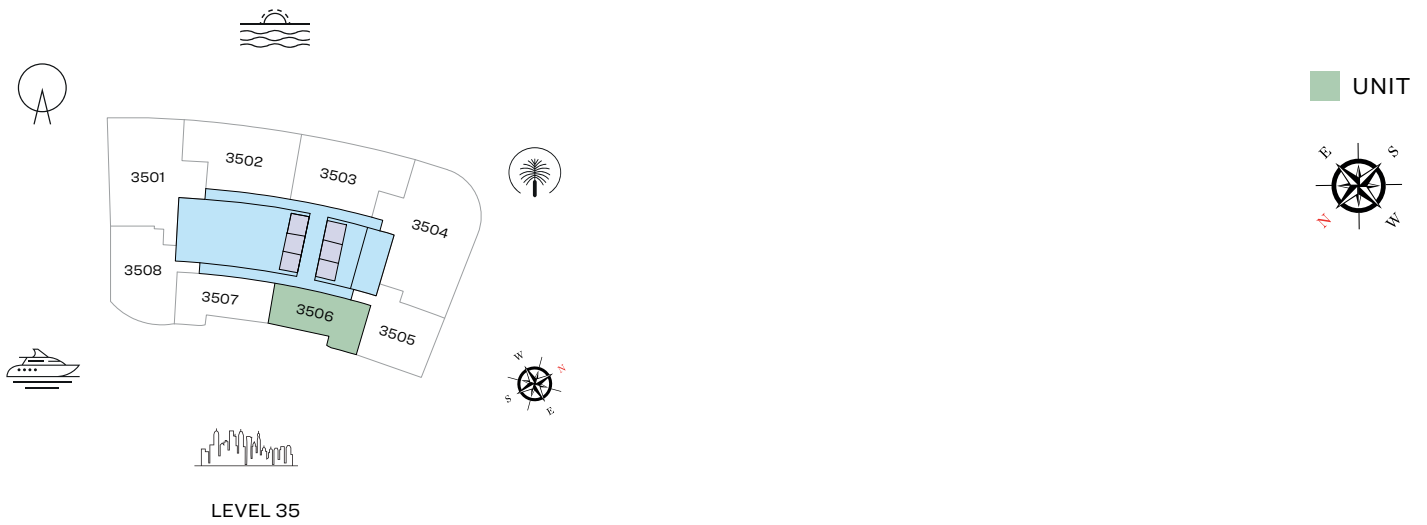
TYPE A (with powder room + balcony)

TOTAL SALEABLE AREA

SUITE = 800.30 SQ.FT.

BALCONY = 70.72 SQ.FT.

TOTAL = 871.02 SQ.FT.



List of unit numbers with this unit plan:

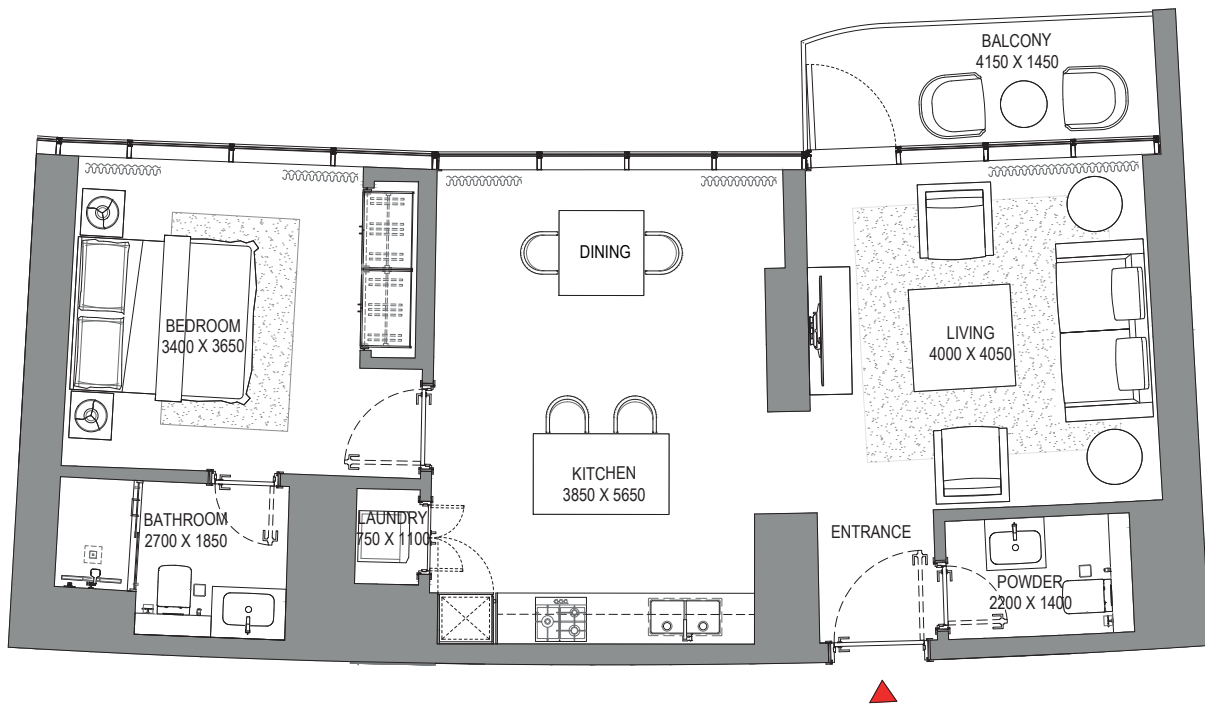
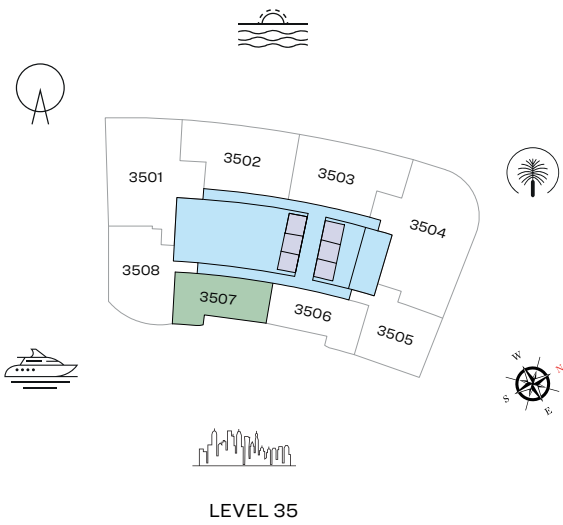
VIEWS

Marina, Marina Skyline
3506

Disclaimer: 1. All dimensions are in metric, measured to wall finishes. 2. All materials, dimensions & drawings are approximate. 3. Information is subject to change without notice, at developer's absolute discretion. 4. Actual area may vary from the stated area. 5. Drawing are not to scale. 6. All images used are for illustrative purpose only and do not represent the actual size, features, specifications, fittings and furnishings. 7. The developer reserves the right to make revisions/ alterations, at its absolute discretion, without any liability whatsoever.

1 BEDROOM APARTMENT
TYPE B (with powder room + balcony)

TOTAL SALEABLE AREA
 SUITE = 799.33 SQ.FT.
 BALCONY = 68.57 SQ.FT.
 TOTAL = 867.9 SQ.FT.



List of unit numbers with this unit plan:

VIEWS

Marina, Marina Skyline
 3507

Disclaimer: 1. All dimensions are in metric, measured to wall finishes. 2. All materials, dimensions & drawings are approximate. 3. Information is subject to change without notice, at developer's absolute discretion. 4. Actual area may vary from the stated area. 5. Drawing are not to scale. 6. All images used are for illustrative purpose only and do not represent the actual size, features, specifications, fittings and furnishings. 7. The developer reserves the right to make revisions/ alterations, at its absolute discretion, without any liability whatsoever.

1 BEDROOM APARTMENT

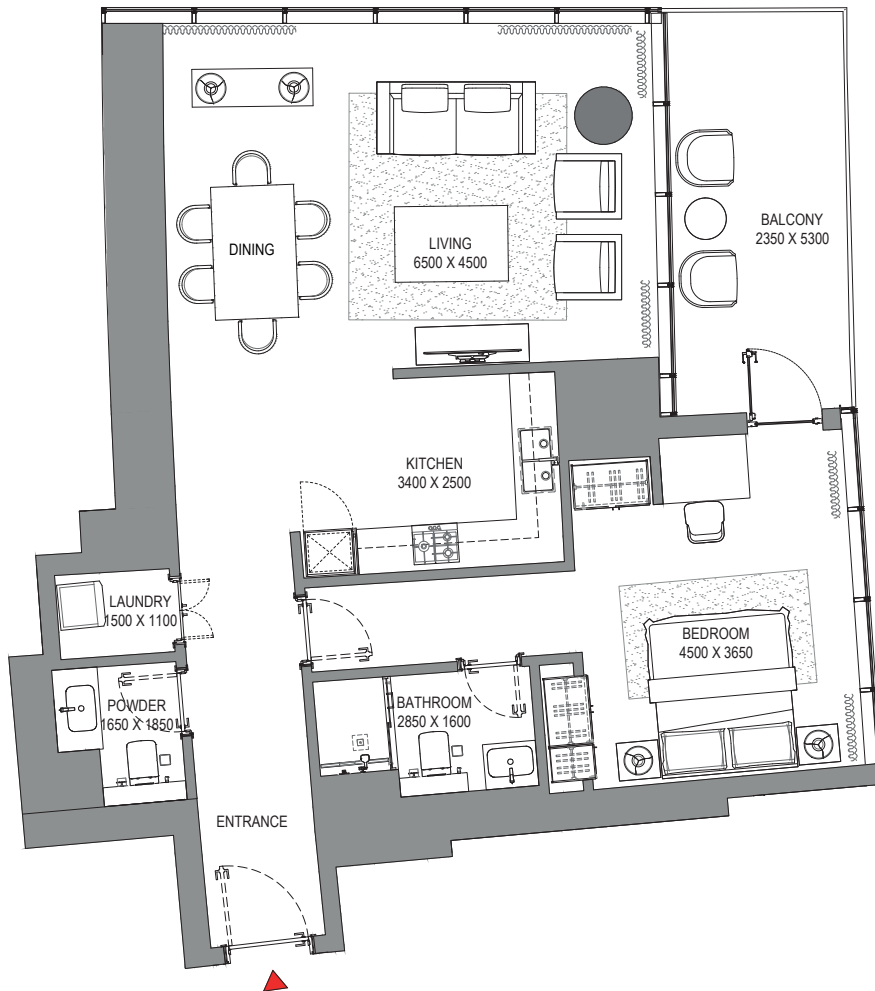
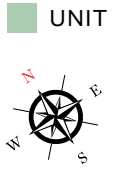
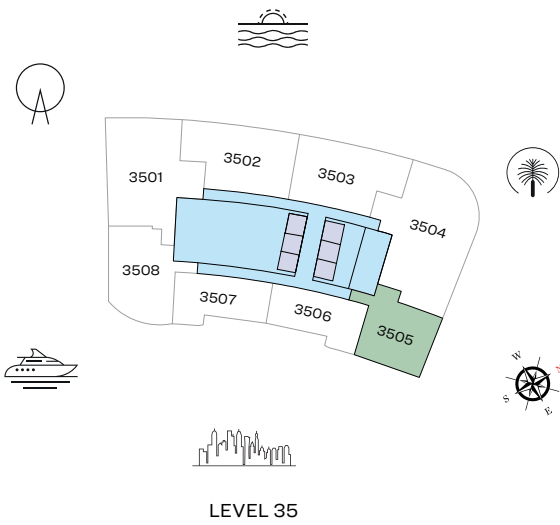
TYPE C (with powder room + balcony)

TOTAL SALEABLE AREA

SUITE = 988.34 SQ.FT.

BALCONY = 139.39 SQ.FT.

TOTAL = 1,127.73SQ.FT.



List of unit numbers with this unit plan:

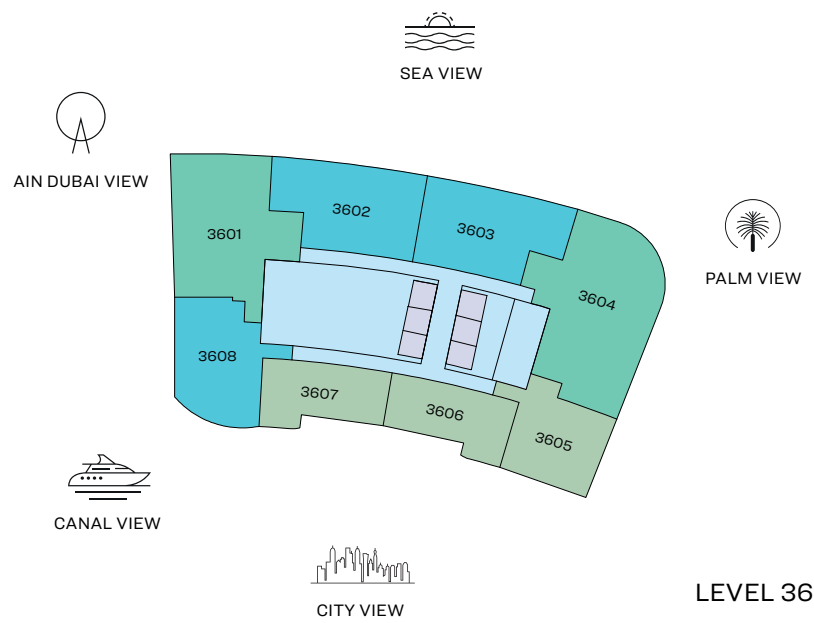
VIEWS

Marina, Marina Skyline
3505

Disclaimer: 1. All dimensions are in metric, measured to wall finishes. 2. All materials, dimensions & drawings are approximate. 3. Information is subject to change without notice, at developer's absolute discretion. 4. Actual area may vary from the stated area. 5. Drawing are not to scale. 6. All images used are for illustrative purpose only and do not represent the actual size, features, specifications, fittings and furnishings. 7. The developer reserves the right to make revisions/ alterations, at its absolute discretion, without any liability whatsoever.

FLOOR PLAN LAYOUT

TOWER A



- 1 BED UNIT
- 2 BED UNIT
- 3 BED UNIT
- LOBBIES, CORRIDORS & STAIRS
- LIFTS

Disclaimer: 1. All dimensions are in metric, measured to wall finishes. 2. All materials, dimensions & drawings are approximate. 3. Information is subject to change without notice, at developer's absolute discretion. 4. Actual area may vary from the stated area. 5. Drawing are not to scale. 6. All images used are for illustrative purpose only and do not represent the actual size, features, specifications, fittings and furnishings. 7. The developer reserves the right to make revisions/ alterations, at its absolute discretion, without any liability whatsoever.

3 BEDROOM APARTMENT

TYPE A (with maid room and powder room + balcony)

TOTAL SALEABLE AREA

SUITE = 1,914.25 SQ.FT.

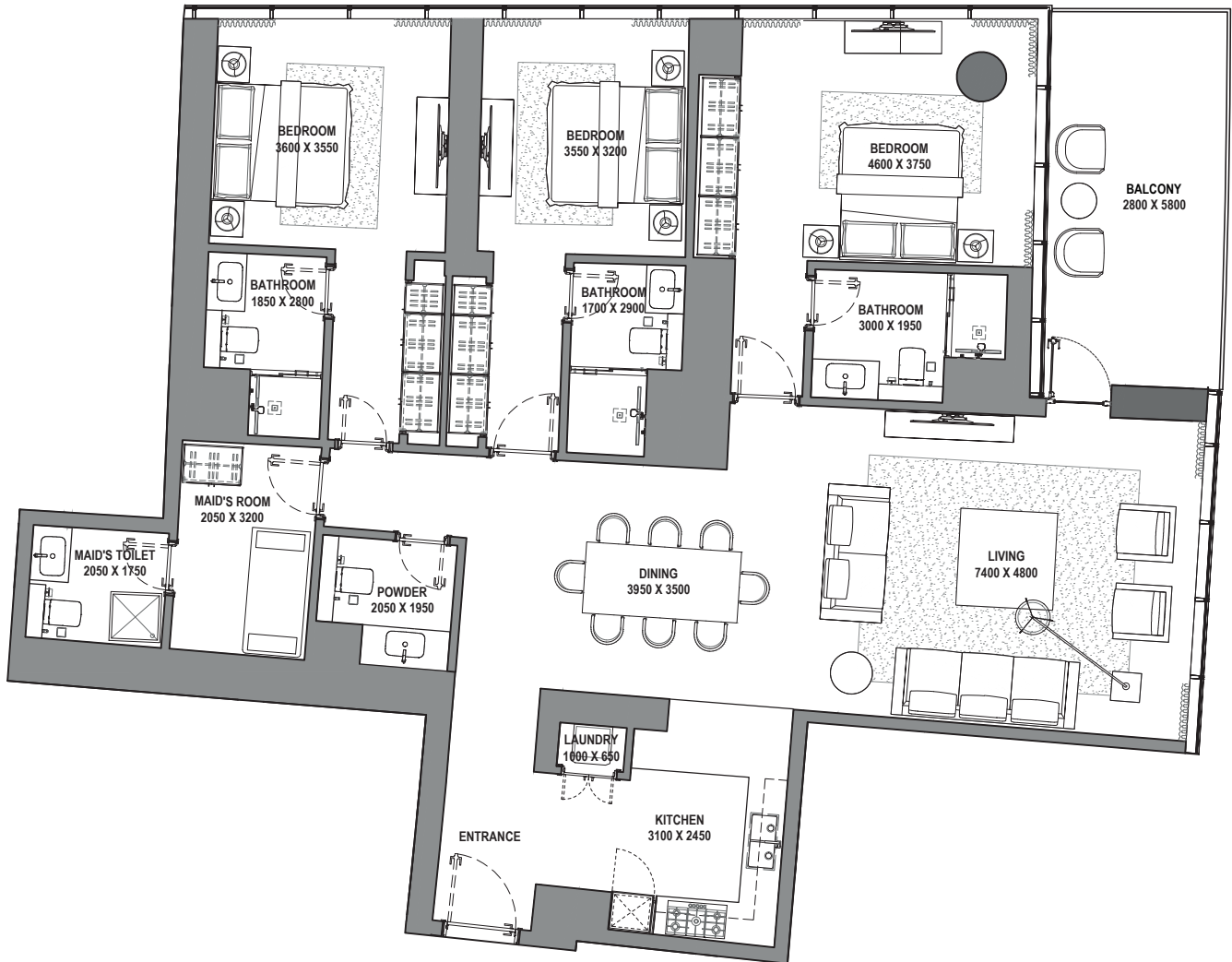
BALCONY = 184.17 SQ.FT.

TOTAL = 2,098.42 SQ.FT.



LEVEL 36

UNIT



List of unit numbers with this unit plan:

VIEWS

Blue waters, Ain Dubai, Palm Jumeirah, Harbour, JBR Beach, Marina, Sea, Marina Skyline, Skydive 3601

Disclaimer: 1. All dimensions are in metric, measured to wall finishes. 2. All materials, dimensions & drawings are approximate. 3. Information is subject to change without notice, at developer's absolute discretion. 4. Actual area may vary from the stated area. 5. Drawing are not to scale. 6. All images used are for illustrative purpose only and do not represent the actual size, features, specifications, fittings and furnishings. 7. The developer reserves the right to make revisions/ alterations, at its absolute discretion, without any liability whatsoever.

3 BEDROOM APARTMENT

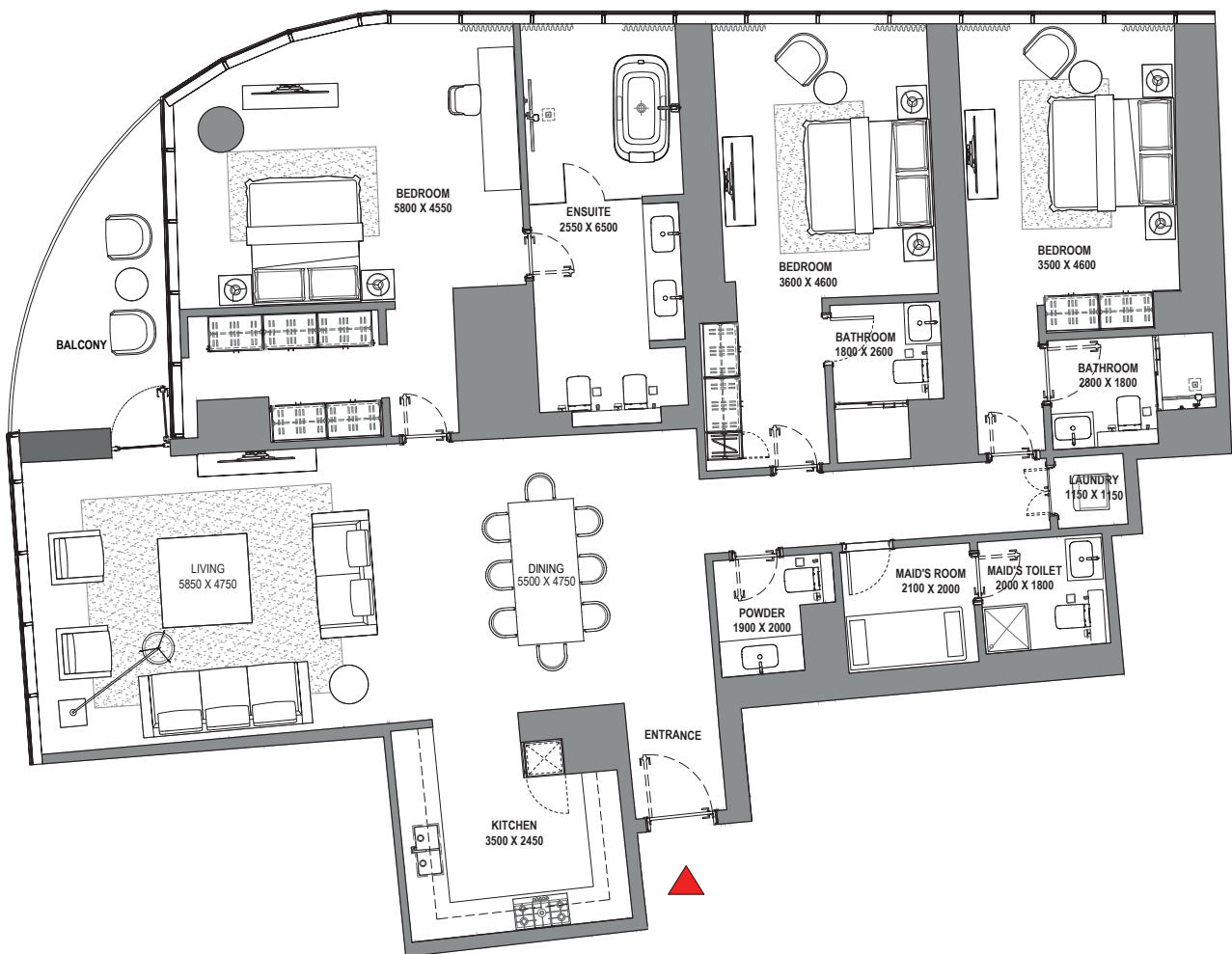

TYPE C (with maid room and powder room + balcony)

TOTAL SALEABLE AREA

SUITE = 2,385.93 SQ.FT.

BALCONY = 118.73 SQ.FT.

TOTAL = 2,504.66 SQ.FT.



List of unit numbers with this unit plan:

VIEWS

Palm Jumeirah, Harbour, Sea, Skydive
3604

Disclaimer: 1. All dimensions are in metric, measured to wall finishes. 2. All materials, dimensions & drawings are approximate. 3. Information is subject to change without notice, at developer's absolute discretion. 4. Actual area may vary from the stated area. 5. Drawing are not to scale. 6. All images used are for illustrative purpose only and do not represent the actual size, features, specifications, fittings and furnishings. 7. The developer reserves the right to make revisions/ alterations, at its absolute discretion, without any liability whatsoever.

2 BEDROOM APARTMENT

TYPE A (with powder room + balcony)

TOTAL SALEABLE AREA

SUITE = 1,270.03 SQ.FT.

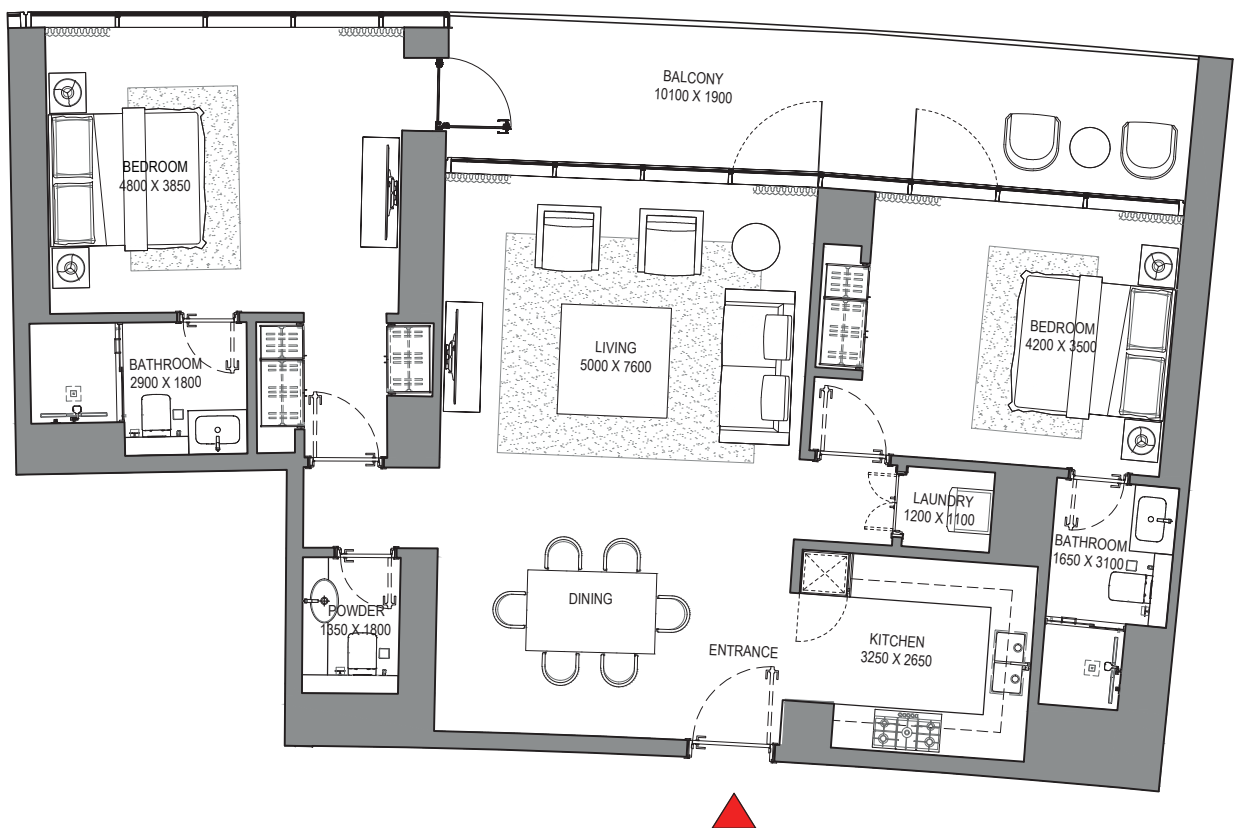
BALCONY = 232.39 SQ.FT.

TOTAL = 1,502.42 SQ.FT.



LEVEL 36

UNIT



List of unit numbers with this unit plan:

VIEWS

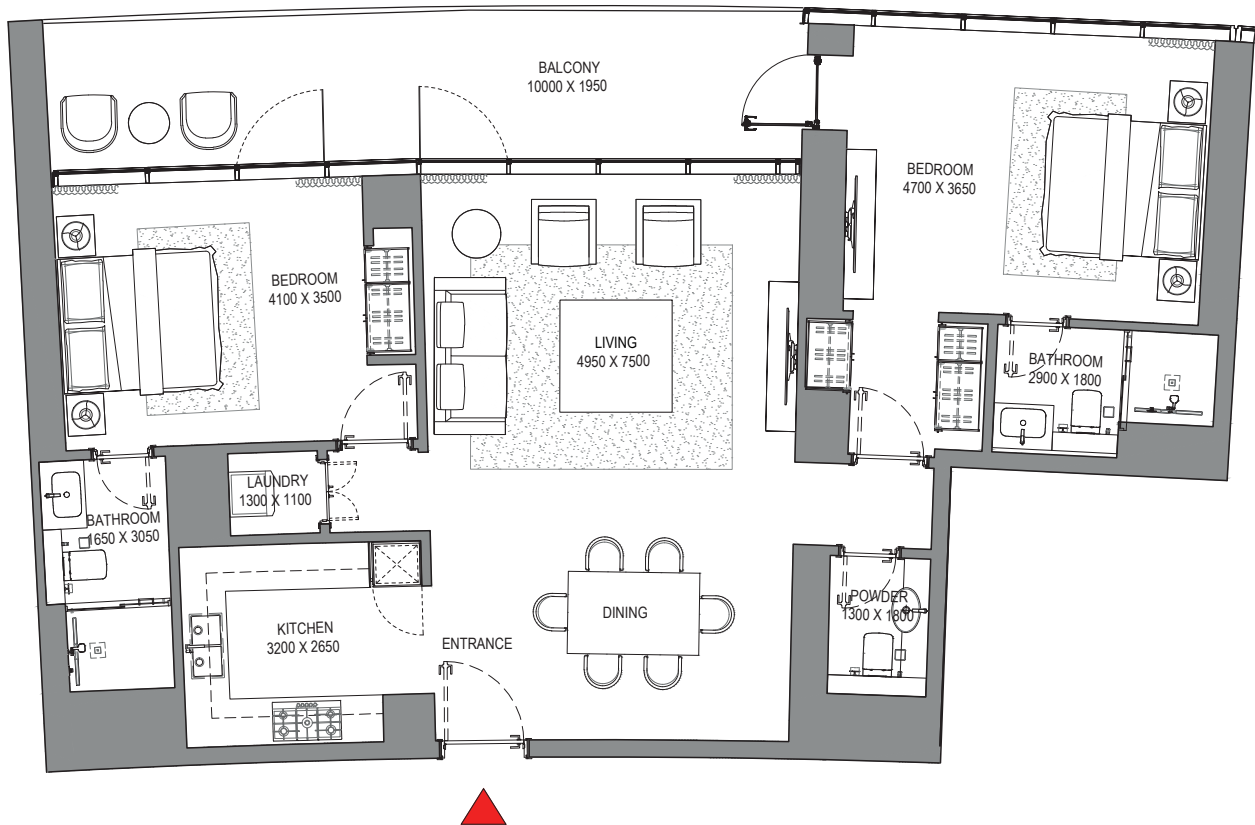
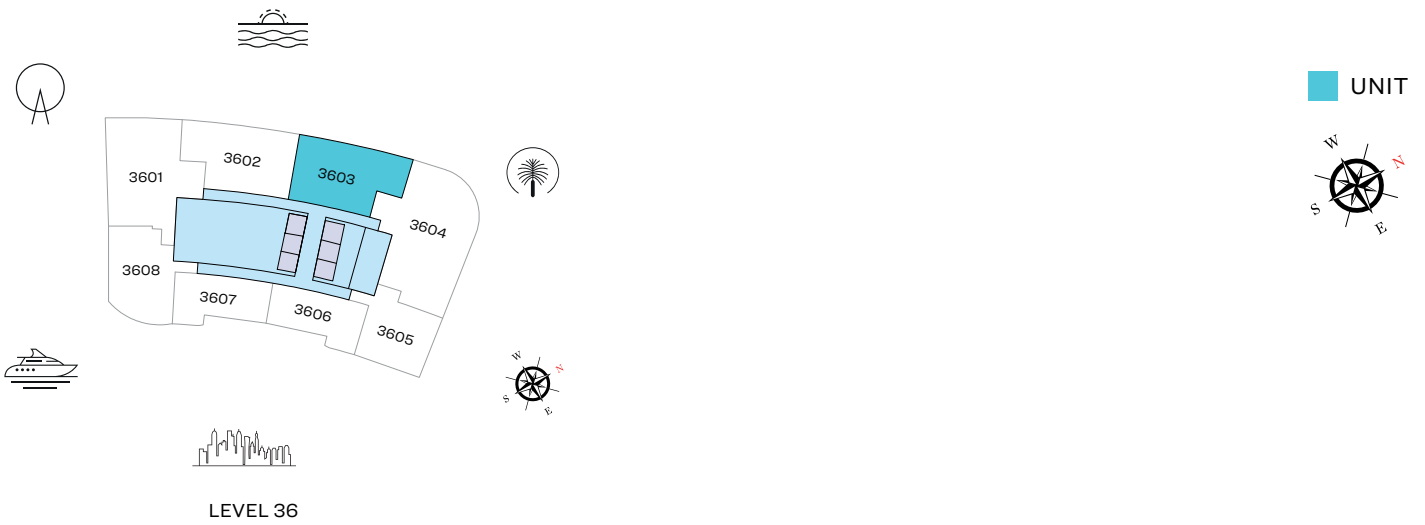
Blue waters, Ain Dubai, Palm Jumeirah, Harbour, Sea, Skydive
3602

Disclaimer: 1. All dimensions are in metric, measured to wall finishes. 2. All materials, dimensions & drawings are approximate. 3. Information is subject to change without notice, at developer's absolute discretion. 4. Actual area may vary from the stated area. 5. Drawing are not to scale. 6. All images used are for illustrative purpose only and do not represent the actual size, features, specifications, fittings and furnishings. 7. The developer reserves the right to make revisions/ alterations, at its absolute discretion, without any liability whatsoever.

2 BEDROOM APARTMENT

TYPE B (with powder room + balcony)

TOTAL SALEABLE AREA
 SUITE = 1,252.38 SQ.FT.
 BALCONY = 235.62 SQ.FT.
 TOTAL = 1,488.00 SQ.FT.



List of unit numbers with this unit plan:

VIEWS

Palm Jumeirah, Harbour, Sea, Skydive
 3603

Disclaimer: 1. All dimensions are in metric, measured to wall finishes. 2. All materials, dimensions & drawings are approximate. 3. Information is subject to change without notice, at developer's absolute discretion. 4. Actual area may vary from the stated area. 5. Drawing are not to scale. 6. All images used are for illustrative purpose only and do not represent the actual size, features, specifications, fittings and furnishings. 7. The developer reserves the right to make revisions/ alterations, at its absolute discretion, without any liability whatsoever.

2 BEDROOM APARTMENT

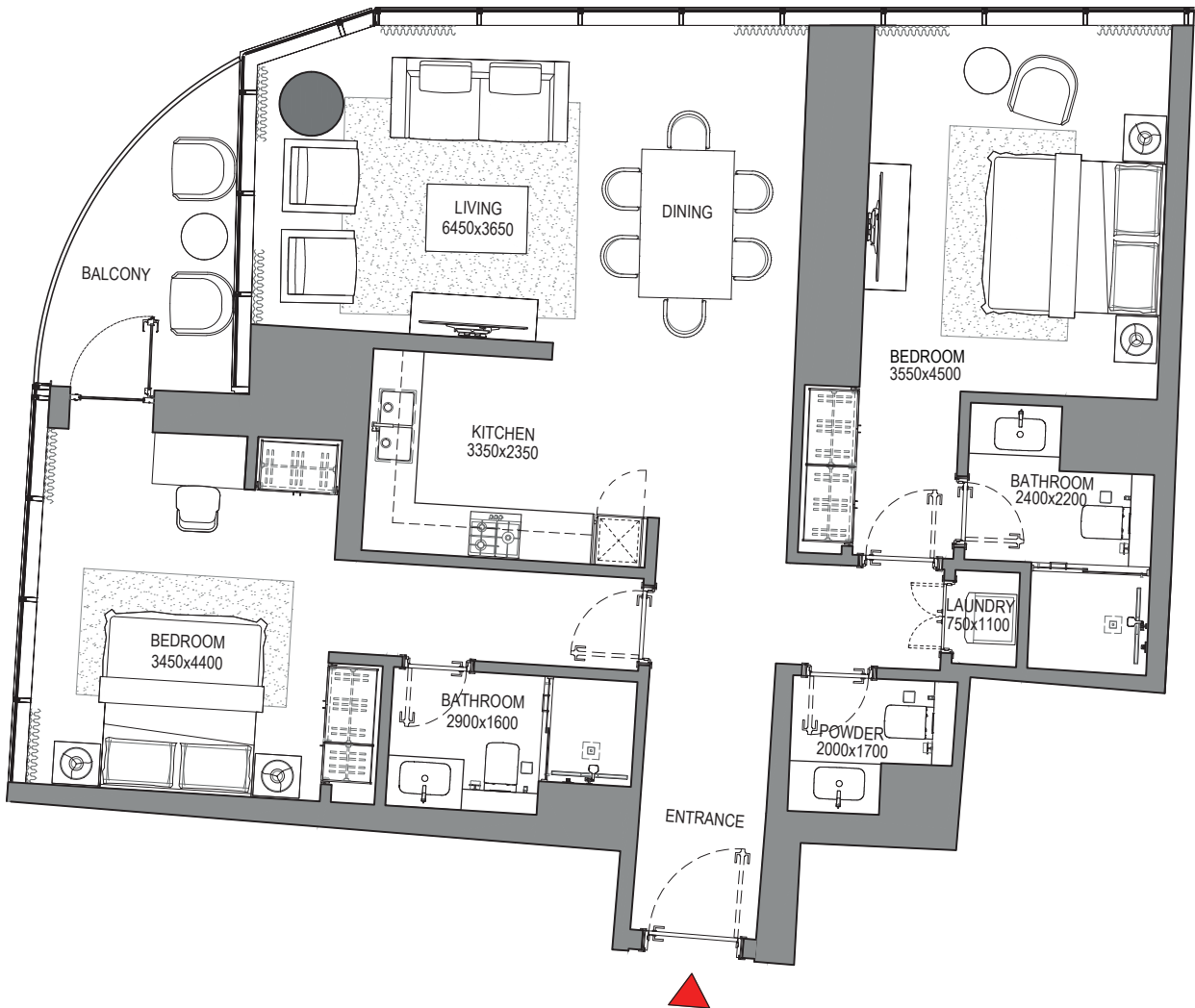
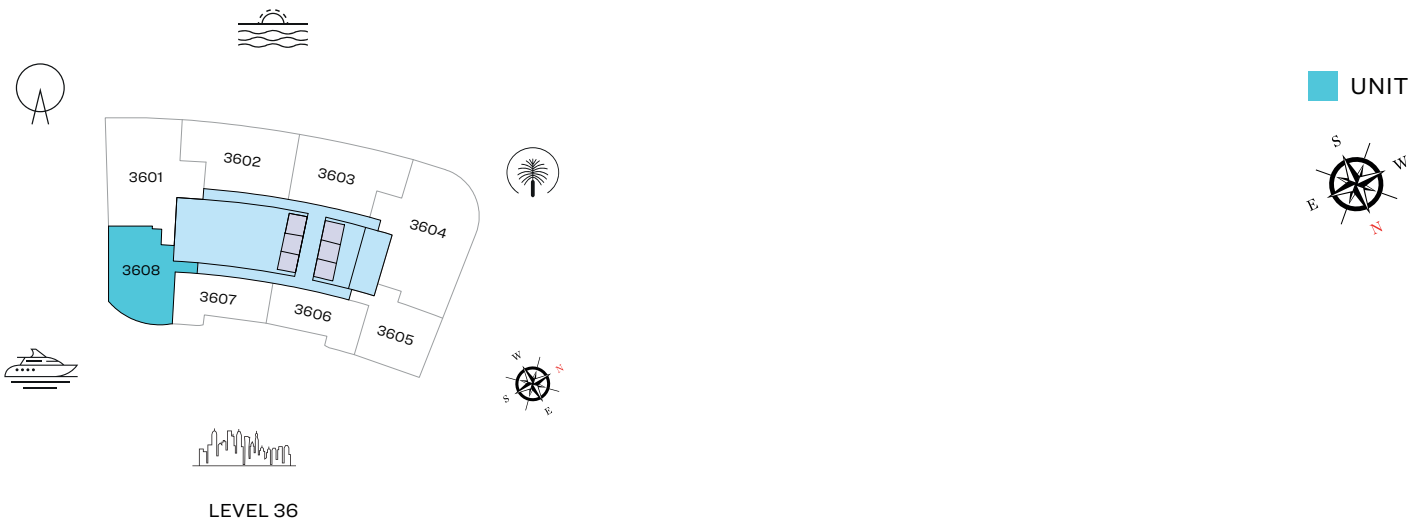
TYPE D (with powder room + balcony)

TOTAL SALEABLE AREA

SUITE = 1,239.68 SQ.FT.

BALCONY = 78.25 SQ.FT.

TOTAL = 1,317.93 SQ.FT.



List of unit numbers with this unit plan:

VIEWS

Blue waters, Ain Dubai, JBR Beach, Marina, Sea
3608

Disclaimer: 1. All dimensions are in metric, measured to wall finishes. 2. All materials, dimensions & drawings are approximate. 3. Information is subject to change without notice, at developer's absolute discretion. 4. Actual area may vary from the stated area. 5. Drawing are not to scale. 6. All images used are for illustrative purpose only and do not represent the actual size, features, specifications, fittings and furnishings. 7. The developer reserves the right to make revisions/ alterations, at its absolute discretion, without any liability whatsoever.

1 BEDROOM APARTMENT

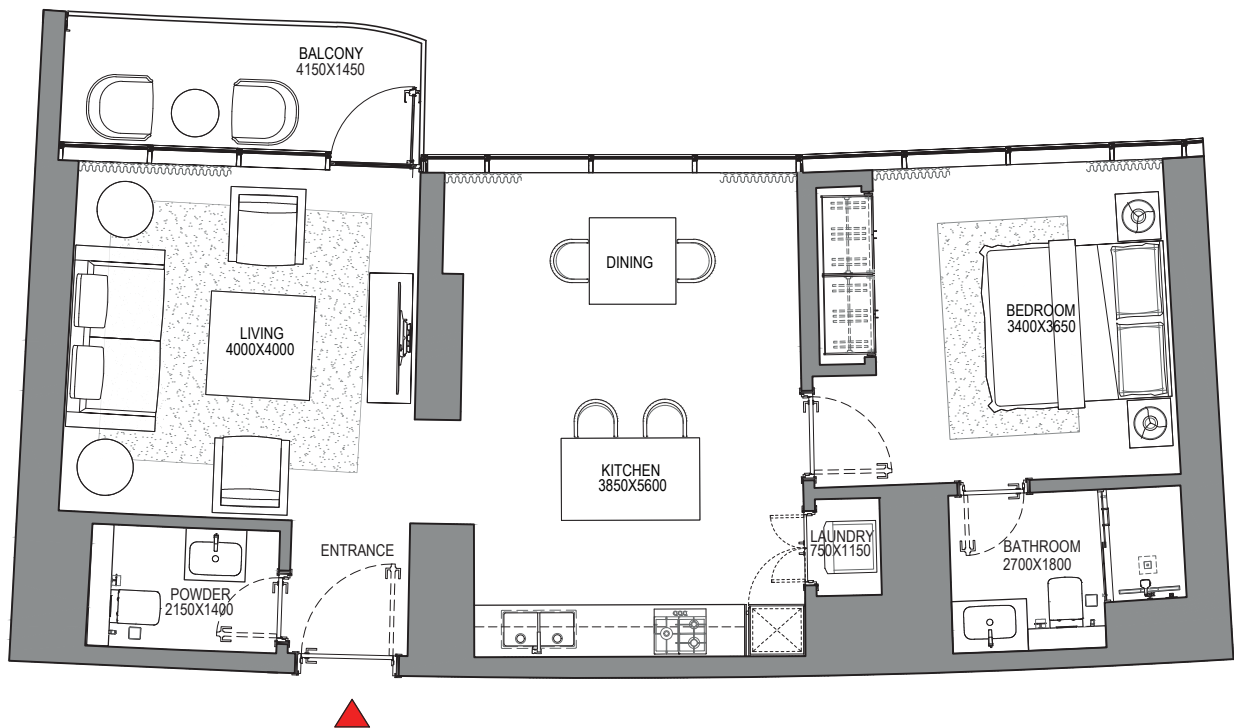
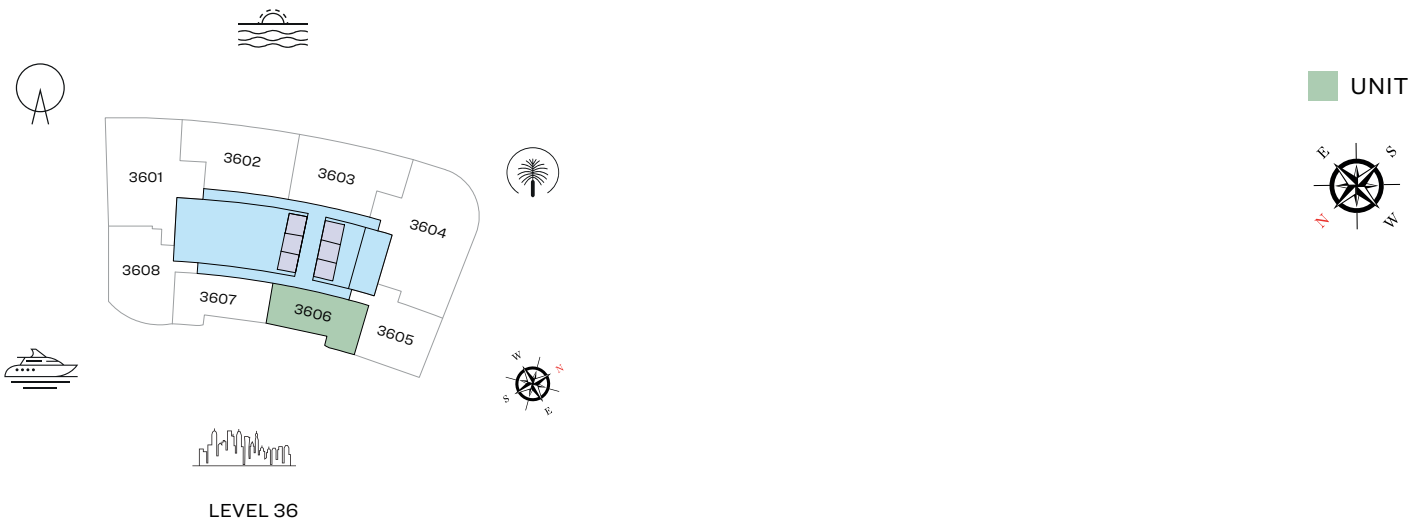
TYPE A (with powder room + balcony)

TOTAL SALEABLE AREA

SUITE = 801.05 SQ.FT.

BALCONY = 70.83 SQ.FT.

TOTAL = 871.88 SQ.FT.



List of unit numbers with this unit plan:

VIEWS

Marina, Marina Skyline
3606

Disclaimer: 1. All dimensions are in metric, measured to wall finishes. 2. All materials, dimensions & drawings are approximate. 3. Information is subject to change without notice, at developer's absolute discretion. 4. Actual area may vary from the stated area. 5. Drawing are not to scale. 6. All images used are for illustrative purpose only and do not represent the actual size, features, specifications, fittings and furnishings. 7. The developer reserves the right to make revisions/ alterations, at its absolute discretion, without any liability whatsoever.

1 BEDROOM APARTMENT

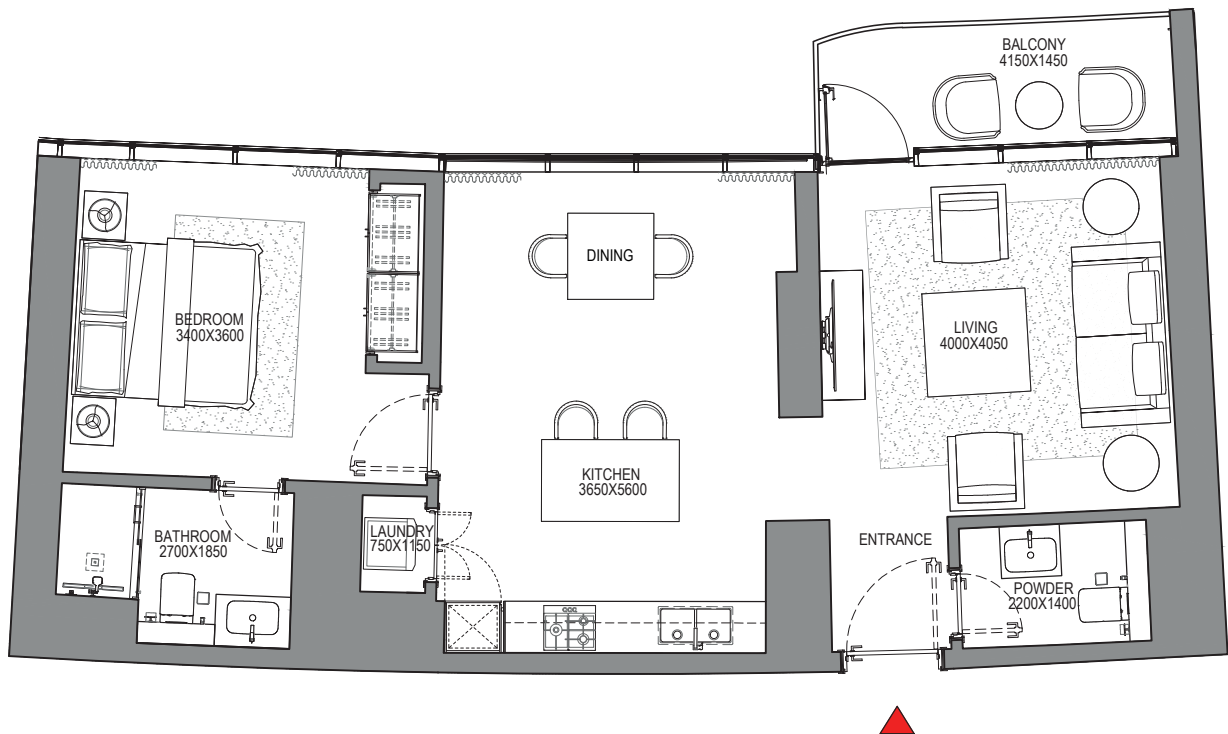
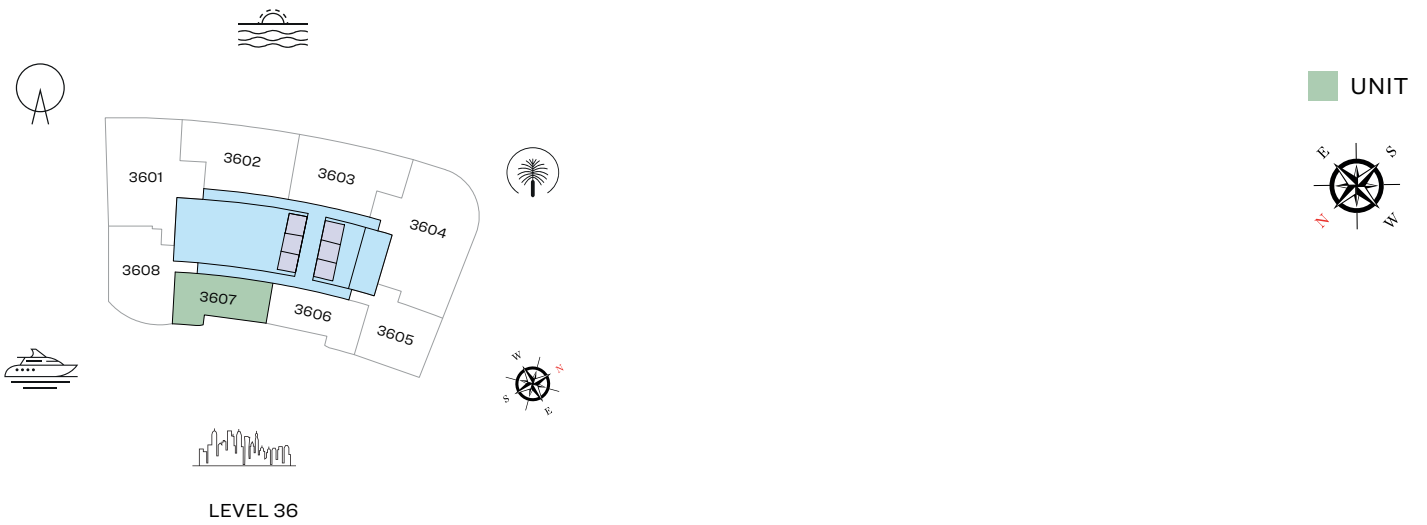
TYPE B (with powder room + balcony)

TOTAL SALEABLE AREA

SUITE = 799.33 SQ.FT.

BALCONY = 68.57 SQ.FT.

TOTAL = 867.9 SQ.FT.



List of unit numbers with this unit plan:

VIEWS

Marina, Marina Skyline
3607

Disclaimer: 1. All dimensions are in metric, measured to wall finishes. 2. All materials, dimensions & drawings are approximate. 3. Information is subject to change without notice, at developer's absolute discretion. 4. Actual area may vary from the stated area. 5. Drawing are not to scale. 6. All images used are for illustrative purpose only and do not represent the actual size, features, specifications, fittings and furnishings. 7. The developer reserves the right to make revisions/ alterations, at its absolute discretion, without any liability whatsoever.

1 BEDROOM APARTMENT

TYPE C (with powder room + balcony)

TOTAL SALEABLE AREA

SUITE = 990.49 SQ.FT.

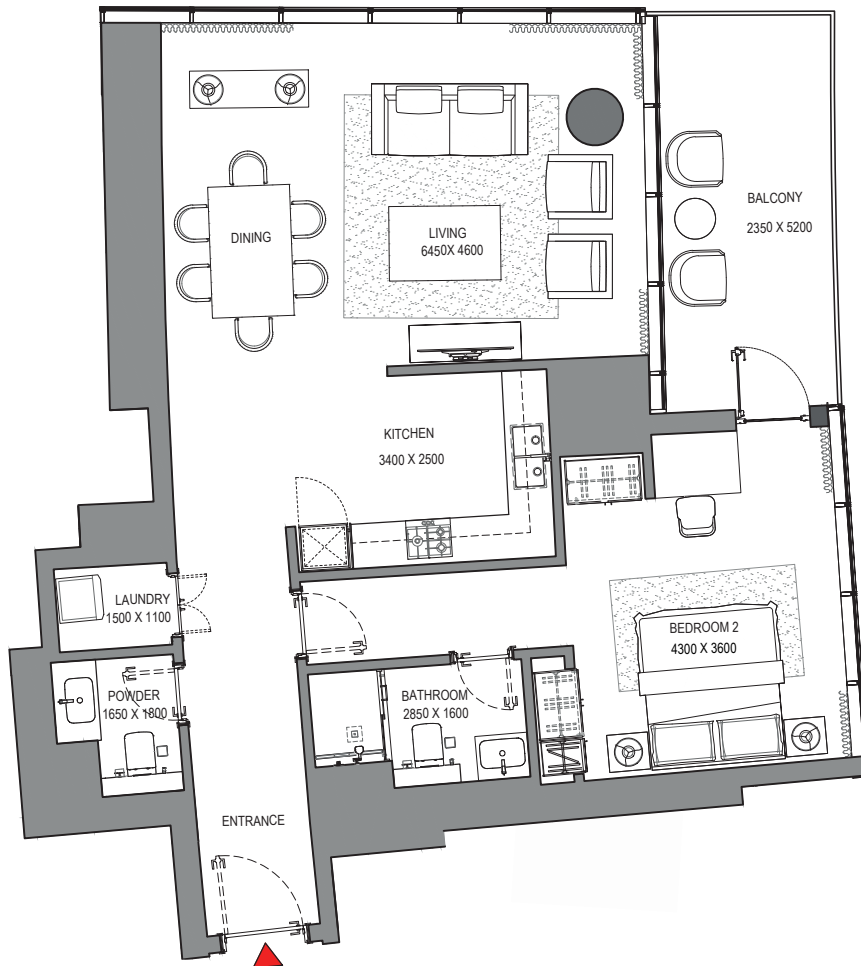
BALCONY = 140.15 SQ.FT.

TOTAL = 1,130.64 SQ.FT.



LEVEL 36

UNIT



List of unit numbers with this unit plan:

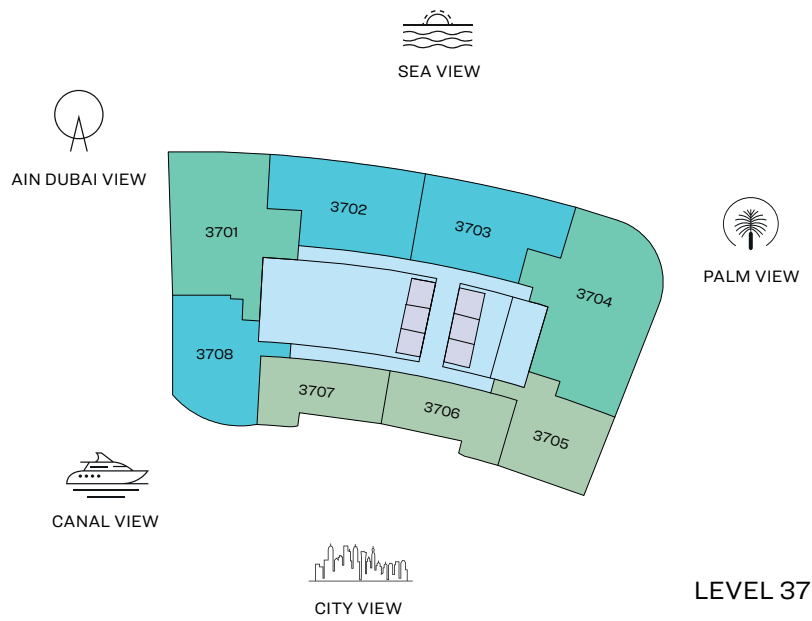
VIEWS

Marina, Marina Skyline
3605

Disclaimer: 1. All dimensions are in metric, measured to wall finishes. 2. All materials, dimensions & drawings are approximate. 3. Information is subject to change without notice, at developer's absolute discretion. 4. Actual area may vary from the stated area. 5. Drawing are not to scale. 6. All images used are for illustrative purpose only and do not represent the actual size, features, specifications, fittings and furnishings. 7. The developer reserves the right to make revisions/ alterations, at its absolute discretion, without any liability whatsoever.

FLOOR PLAN LAYOUT

TOWER A



- 1 BED UNIT
- 2 BED UNIT
- 3 BED UNIT
- LOBBIES, CORRIDORS & STAIRS
- LIFTS

Disclaimer: 1. All dimensions are in metric, measured to wall finishes. 2. All materials, dimensions & drawings are approximate. 3. Information is subject to change without notice, at developer's absolute discretion. 4. Actual area may vary from the stated area. 5. Drawing are not to scale. 6. All images used are for illustrative purpose only and do not represent the actual size, features, specifications, fittings and furnishings. 7. The developer reserves the right to make revisions/ alterations, at its absolute discretion, without any liability whatsoever.

3 BEDROOM APARTMENT

TYPE A (with maid room and powder room + balcony)

TOTAL SALEABLE AREA

SUITE = 1,933.63 SQ.FT.

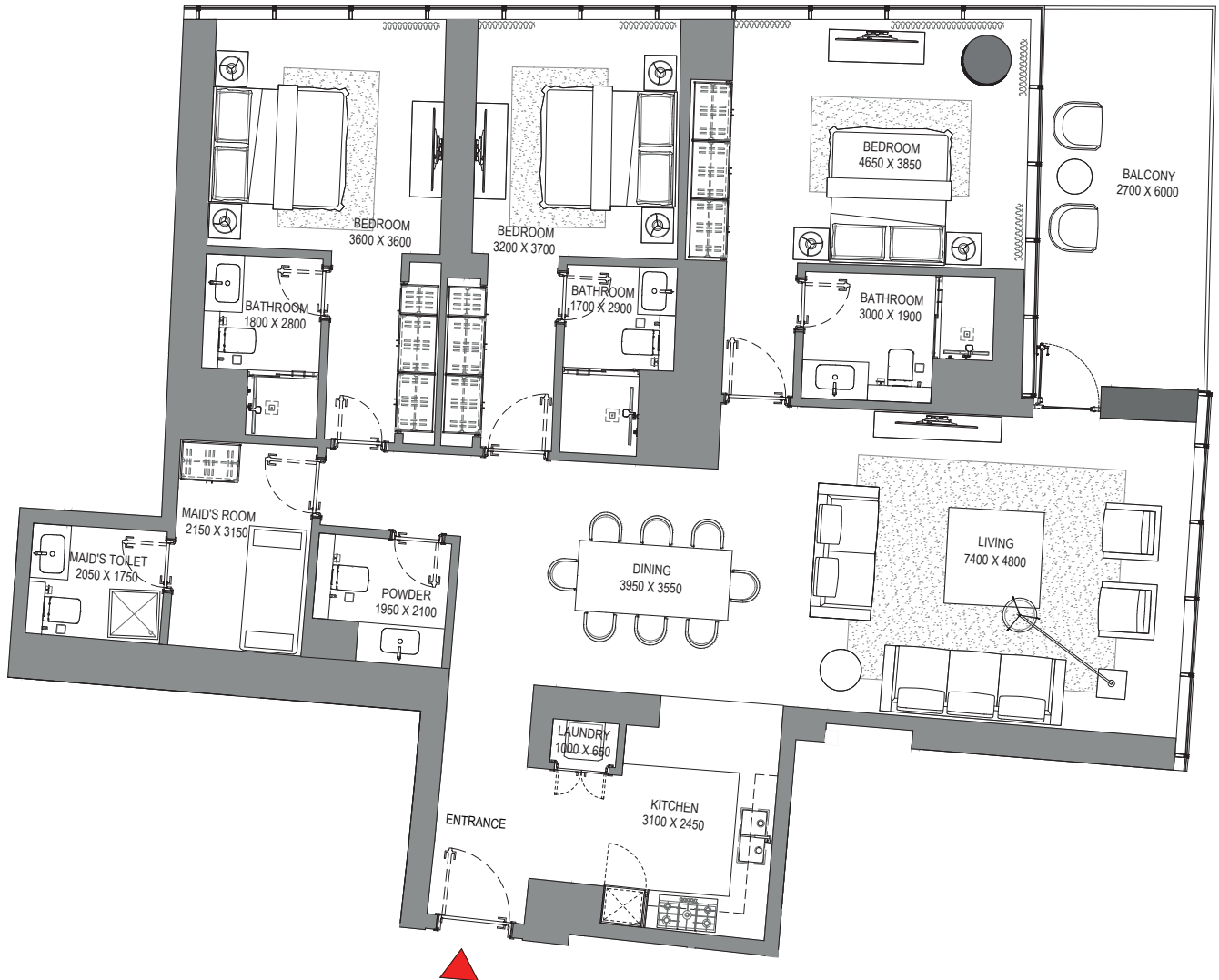
BALCONY = 183.96 SQ.FT.

TOTAL = 2,117.59 SQ.FT.



LEVEL 37

UNIT



List of unit numbers with this unit plan:

VIEWS

Blue waters, Ain Dubai, Palm Jumeirah, Harbour, JBR Beach, Marina, Sea, Marina Skyline, Skydive 3701

Disclaimer: 1. All dimensions are in metric, measured to wall finishes. 2. All materials, dimensions & drawings are approximate. 3. Information is subject to change without notice, at developer's absolute discretion. 4. Actual area may vary from the stated area. 5. Drawing are not to scale. 6. All images used are for illustrative purpose only and do not represent the actual size, features, specifications, fittings and furnishings. 7. The developer reserves the right to make revisions/ alterations, at its absolute discretion, without any liability whatsoever.

3 BEDROOM APARTMENT

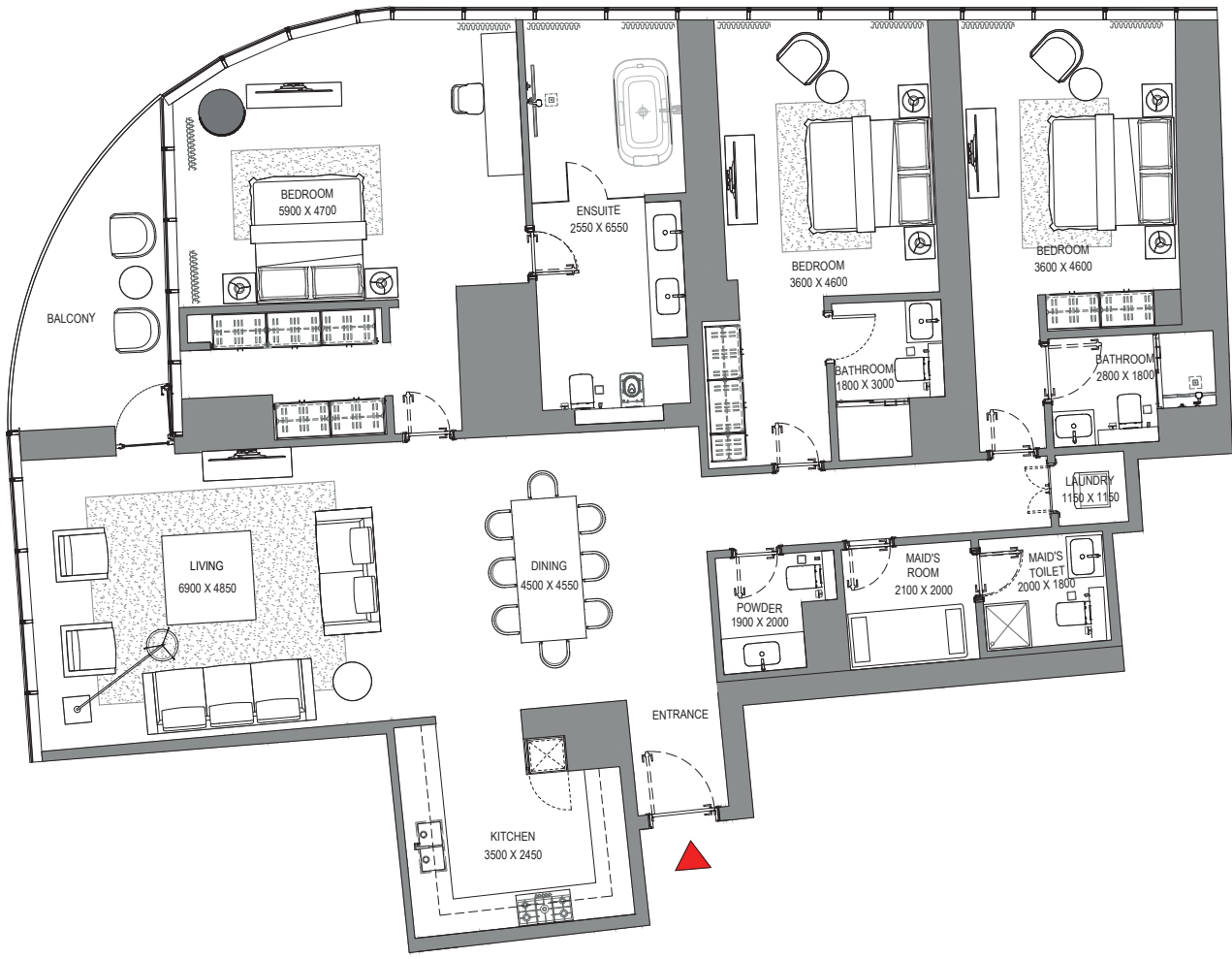

TYPE C (with maid room and powder room + balcony)

TOTAL SALEABLE AREA

SUITE = 2,404.98 SQ.FT.

BALCONY = 123.25 SQ.FT.

TOTAL = 2,528.23 SQ.FT.



List of unit numbers with this unit plan:

VIEWS

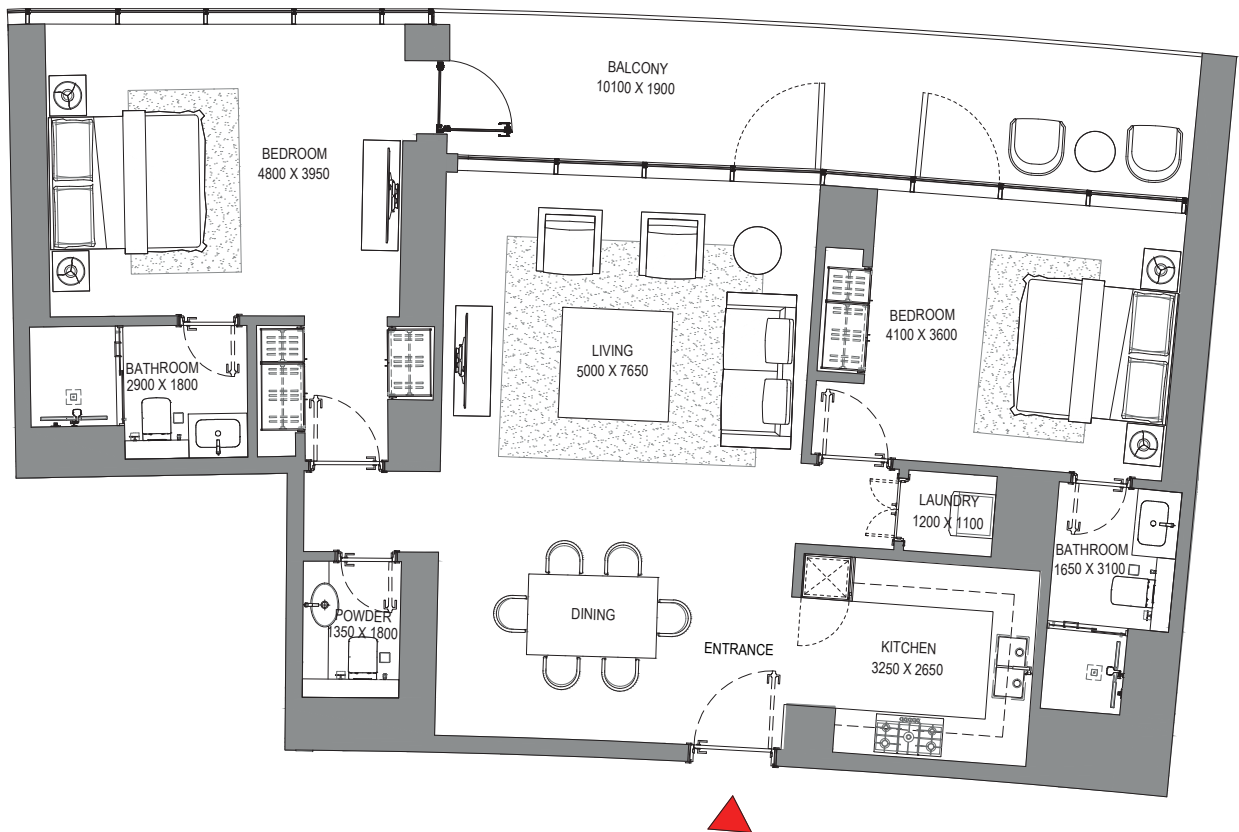
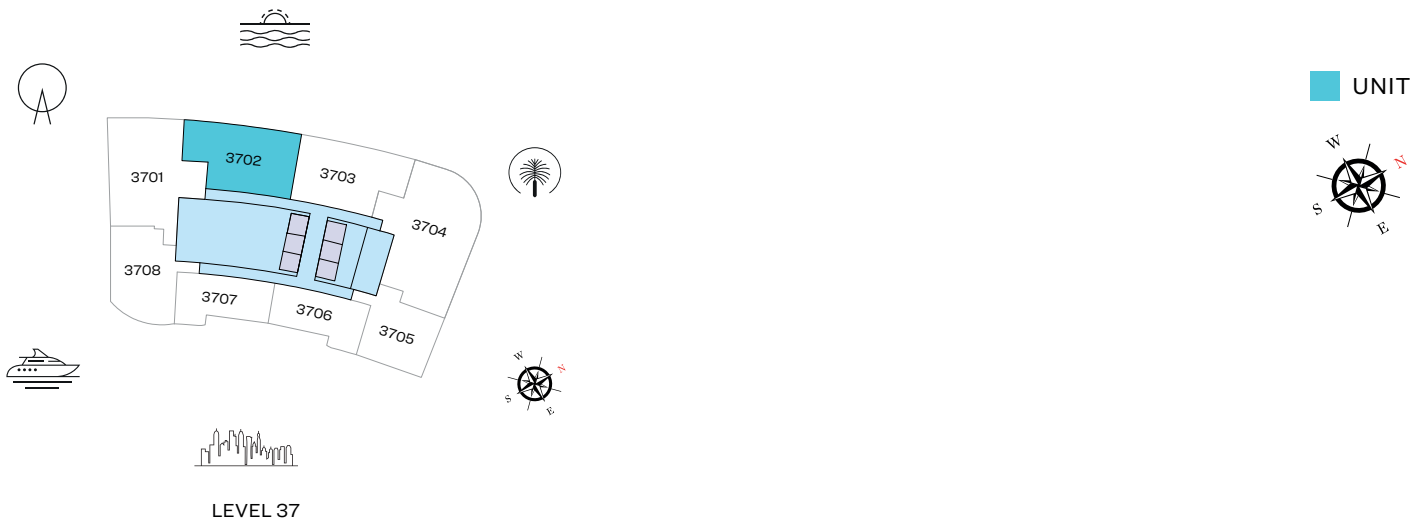
Palm Jumeirah, Harbour, Sea, Skydive
3704

Disclaimer: 1. All dimensions are in metric, measured to wall finishes. 2. All materials, dimensions & drawings are approximate. 3. Information is subject to change without notice, at developer's absolute discretion. 4. Actual area may vary from the stated area. 5. Drawing are not to scale. 6. All images used are for illustrative purpose only and do not represent the actual size, features, specifications, fittings and furnishings. 7. The developer reserves the right to make revisions/ alterations, at its absolute discretion, without any liability whatsoever.

2 BEDROOM APARTMENT

TYPE A (with powder room + balcony)

TOTAL SALEABLE AREA
 SUITE = 1,284.24 SQ.FT.
 BALCONY = 232.61 SQ.FT.
 TOTAL = 1,516.85 SQ.FT.



List of unit numbers with this unit plan:

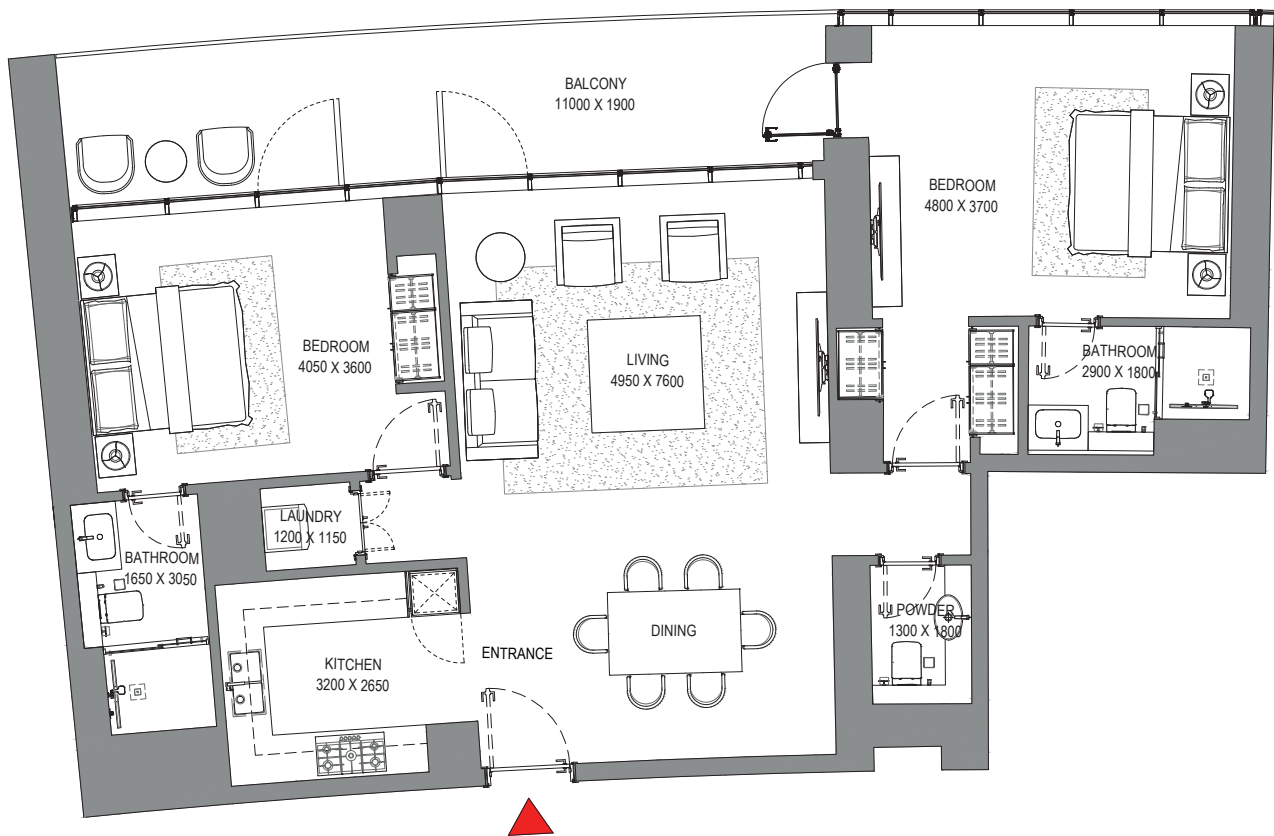
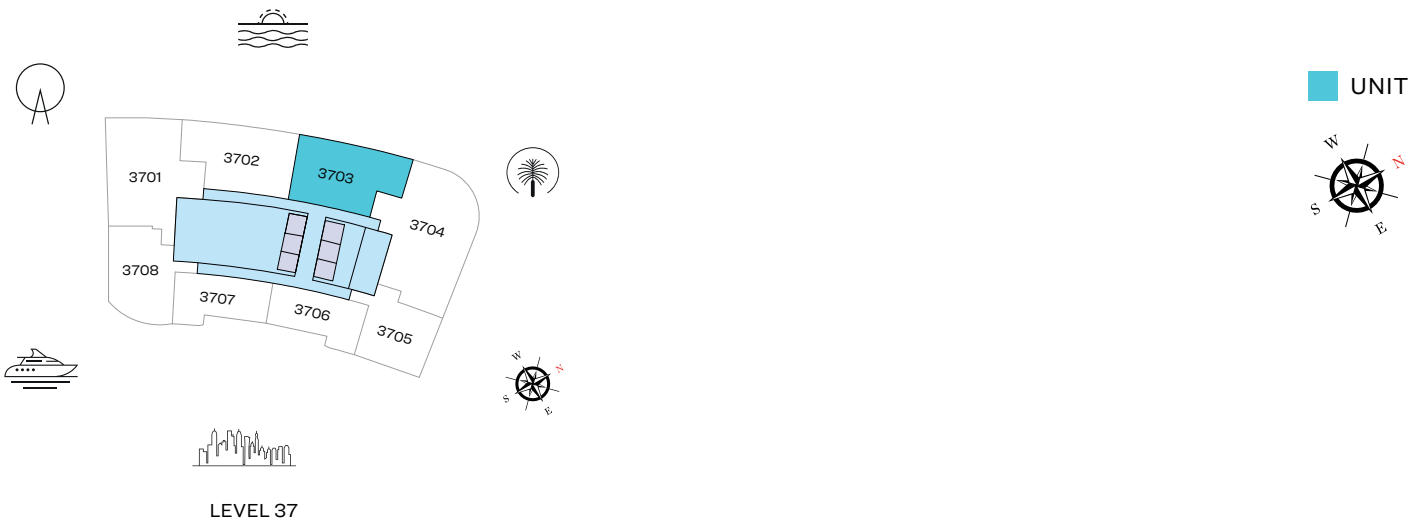
VIEWS

Blue waters, Ain Dubai, Palm Jumeirah, Harbour, Sea, Skydive
 3702

Disclaimer: 1. All dimensions are in metric, measured to wall finishes. 2. All materials, dimensions & drawings are approximate. 3. Information is subject to change without notice, at developer's absolute discretion. 4. Actual area may vary from the stated area. 5. Drawing are not to scale. 6. All images used are for illustrative purpose only and do not represent the actual size, features, specifications, fittings and furnishings. 7. The developer reserves the right to make revisions/ alterations, at its absolute discretion, without any liability whatsoever.

2 BEDROOM APARTMENT
TYPE B (with powder room + balcony)

TOTAL SALEABLE AREA
 SUITE = 1,266.59 SQ.FT.
 BALCONY = 235.73 SQ.FT.
 TOTAL = 1,502.32 SQ.FT.



List of unit numbers with this unit plan:

VIEWS

Palm Jumeirah, Harbour, Sea, Skydive
 3703

Disclaimer: 1. All dimensions are in metric, measured to wall finishes. 2. All materials, dimensions & drawings are approximate. 3. Information is subject to change without notice, at developer's absolute discretion. 4. Actual area may vary from the stated area. 5. Drawing are not to scale. 6. All images used are for illustrative purpose only and do not represent the actual size, features, specifications, fittings and furnishings. 7. The developer reserves the right to make revisions/ alterations, at its absolute discretion, without any liability whatsoever.

2 BEDROOM APARTMENT

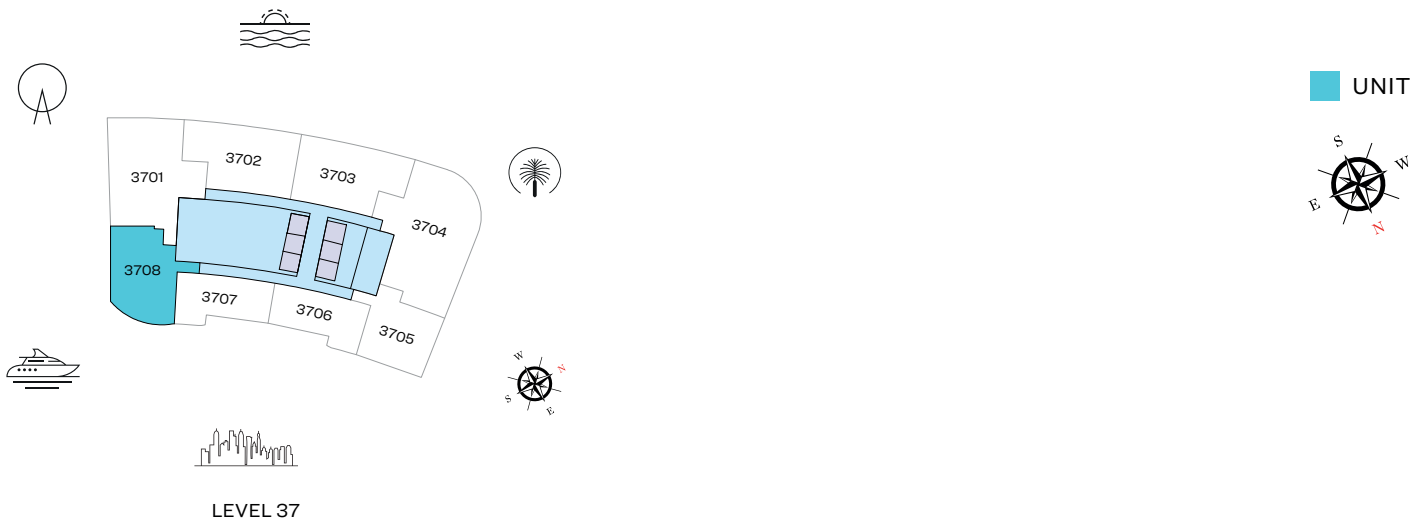
TYPE D (with powder room + balcony)

TOTAL SALEABLE AREA

SUITE = 1,250.34 SQ.FT.

BALCONY = 75.99 SQ.FT.

TOTAL = 1,326.33 SQ.FT.



List of unit numbers with this unit plan:

VIEWES

Blue waters, Ain Dubai, JBR Beach, Marina, Sea
3708

Disclaimer: 1. All dimensions are in metric, measured to wall finishes. 2. All materials, dimensions & drawings are approximate. 3. Information is subject to change without notice, at developer's absolute discretion. 4. Actual area may vary from the stated area. 5. Drawing are not to scale. 6. All images used are for illustrative purpose only and do not represent the actual size, features, specifications, fittings and furnishings. 7. The developer reserves the right to make revisions/ alterations, at its absolute discretion, without any liability whatsoever.

1 BEDROOM APARTMENT

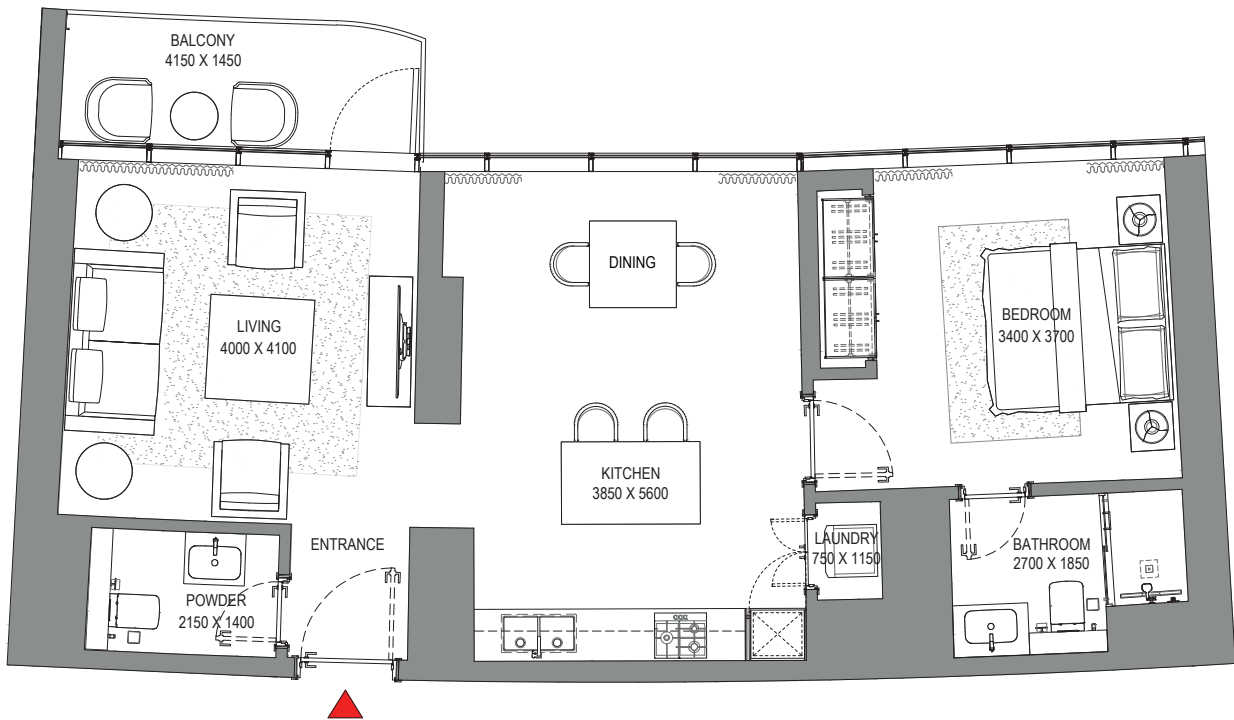
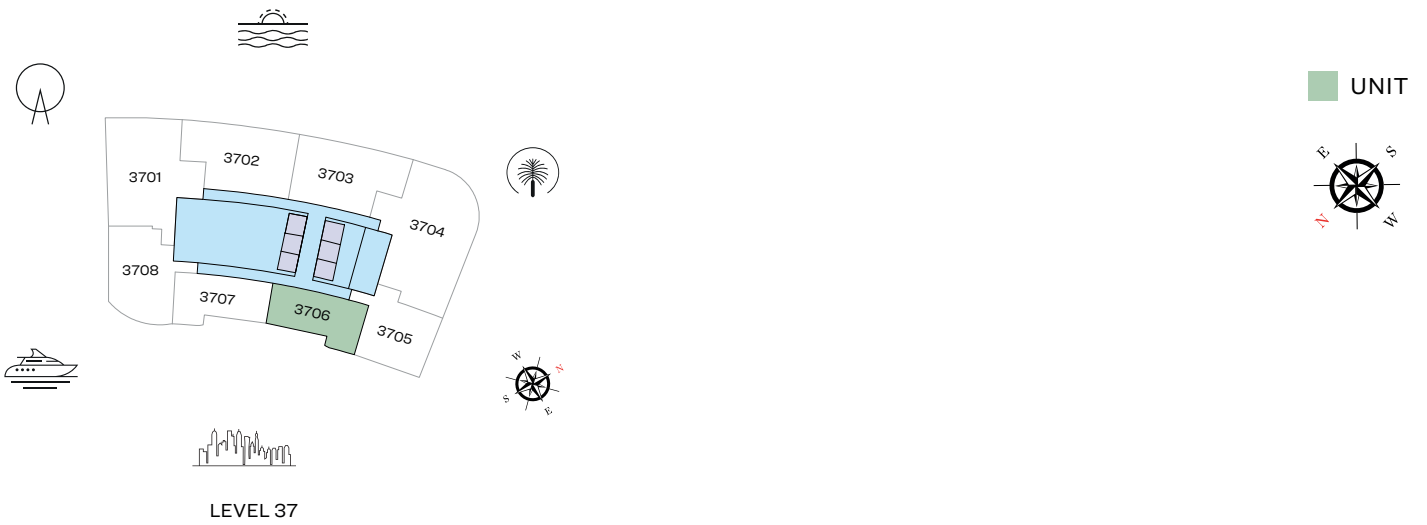
TYPE A (with powder room + balcony)

TOTAL SALEABLE AREA

SUITE = 808.15 SQ.FT.

BALCONY = 70.72 SQ.FT.

TOTAL = 878.87 SQ.FT.



List of unit numbers with this unit plan:

VIEWS

Marina, Marina Skyline
3706

Disclaimer: 1. All dimensions are in metric, measured to wall finishes. 2. All materials, dimensions & drawings are approximate. 3. Information is subject to change without notice, at developer's absolute discretion. 4. Actual area may vary from the stated area. 5. Drawing are not to scale. 6. All images used are for illustrative purpose only and do not represent the actual size, features, specifications, fittings and furnishings. 7. The developer reserves the right to make revisions/ alterations, at its absolute discretion, without any liability whatsoever.

1 BEDROOM APARTMENT

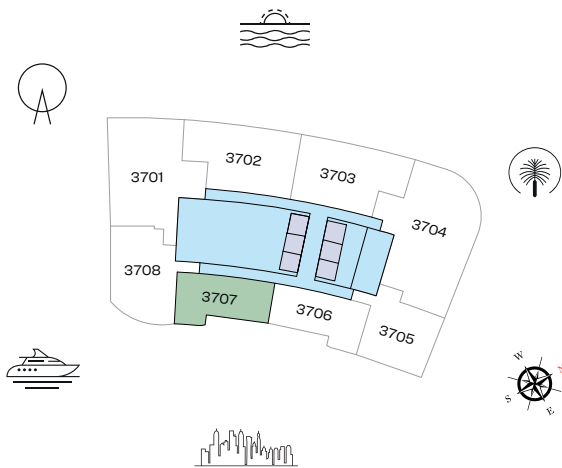
TYPE B (with powder room + balcony)

TOTAL SALEABLE AREA

SUITE = 806.43 SQ.FT.

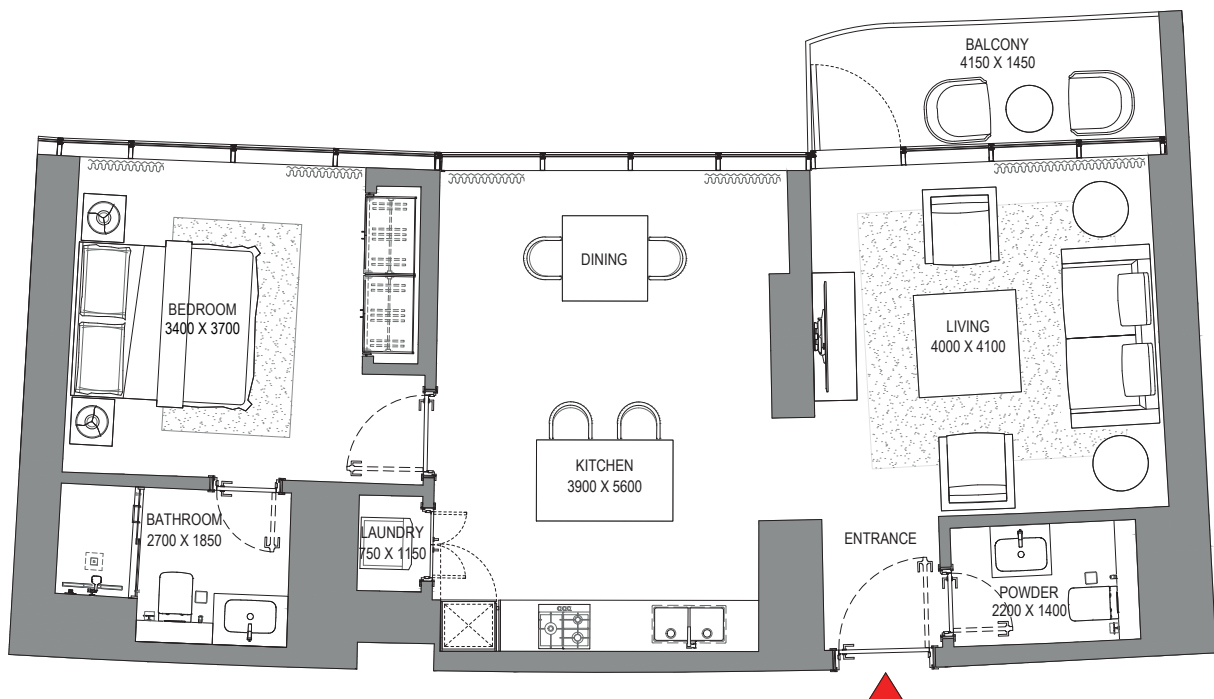
BALCONY = 68.57 SQ.FT.

TOTAL = 875.00 SQ.FT.



LEVEL 37

UNIT



List of unit numbers with this unit plan:

VIEWS

Marina, Marina Skyline
3707

Disclaimer: 1. All dimensions are in metric, measured to wall finishes. 2. All materials, dimensions & drawings are approximate. 3. Information is subject to change without notice, at developer's absolute discretion. 4. Actual area may vary from the stated area. 5. Drawing are not to scale. 6. All images used are for illustrative purpose only and do not represent the actual size, features, specifications, fittings and furnishings. 7. The developer reserves the right to make revisions/ alterations, at its absolute discretion, without any liability whatsoever.

1 BEDROOM APARTMENT

TYPE C (with powder room + balcony)

TOTAL SALEABLE AREA

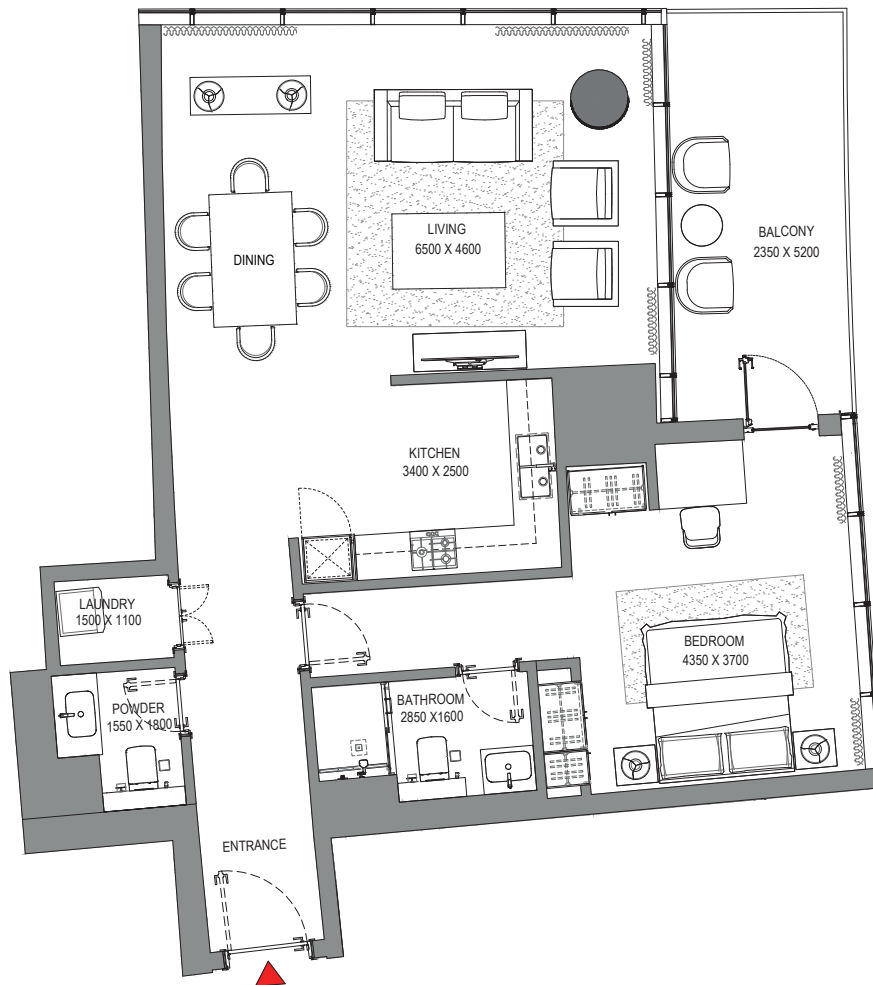
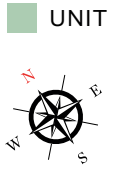
SUITE = 999.86 SQ.FT.

BALCONY = 142.30 SQ.FT.

TOTAL = 1,142.16 SQ.FT.



LEVEL 37



List of unit numbers with this unit plan:

VIEWS

Marina, Marina Skyline
3705

Disclaimer: 1. All dimensions are in metric, measured to wall finishes. 2. All materials, dimensions & drawings are approximate. 3. Information is subject to change without notice, at developer's absolute discretion. 4. Actual area may vary from the stated area. 5. Drawing are not to scale. 6. All images used are for illustrative purpose only and do not represent the actual size, features, specifications, fittings and furnishings. 7. The developer reserves the right to make revisions/ alterations, at its absolute discretion, without any liability whatsoever.

FLOOR PLAN LAYOUT

TOWER A



- 1 BED UNIT
- 2 BED UNIT
- 3 BED UNIT
- LIFTS
- LOBBIES, CORRIDORS & STAIRS

Disclaimer: 1. All dimensions are in metric, measured to wall finishes. 2. All materials, dimensions & drawings are approximate. 3. Information is subject to change without notice, at developer's absolute discretion. 4. Actual area may vary from the stated area. 5. Drawing are not to scale. 6. All images used are for illustrative purpose only and do not represent the actual size, features, specifications, fittings and furnishings. 7. The developer reserves the right to make revisions/ alterations, at its absolute discretion, without any liability whatsoever.

3 BEDROOM APARTMENT

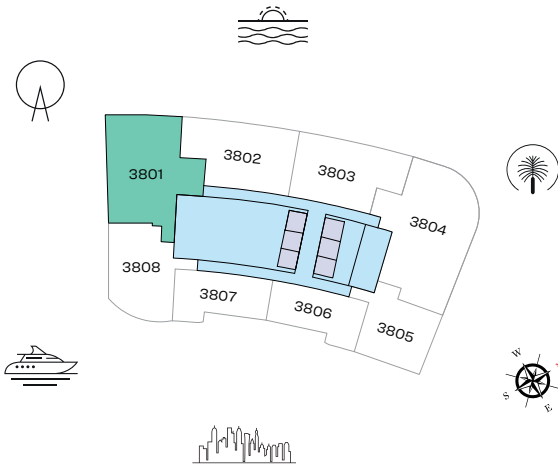
TYPE A (with maid room and powder room + balcony)

TOTAL SALEABLE AREA

SUITE = 1,948.91 SQ.FT.

BALCONY = 190.84 SQ.FT.

TOTAL = 2,139.75 SQ.FT.



UNIT



LEVEL 38



List of unit numbers with this unit plan:

VIEWS

Blue waters, Ain Dubai, Palm Jumeirah, Harbour, JBR Beach, Marina, Sea, Marina Skyline, Skydive 3801

Disclaimer: 1. All dimensions are in metric, measured to wall finishes. 2. All materials, dimensions & drawings are approximate. 3. Information is subject to change without notice, at developer's absolute discretion. 4. Actual area may vary from the stated area. 5. Drawing are not to scale. 6. All images used are for illustrative purpose only and do not represent the actual size, features, specifications, fittings and furnishings. 7. The developer reserves the right to make revisions/ alterations, at its absolute discretion, without any liability whatsoever.

3 BEDROOM APARTMENT

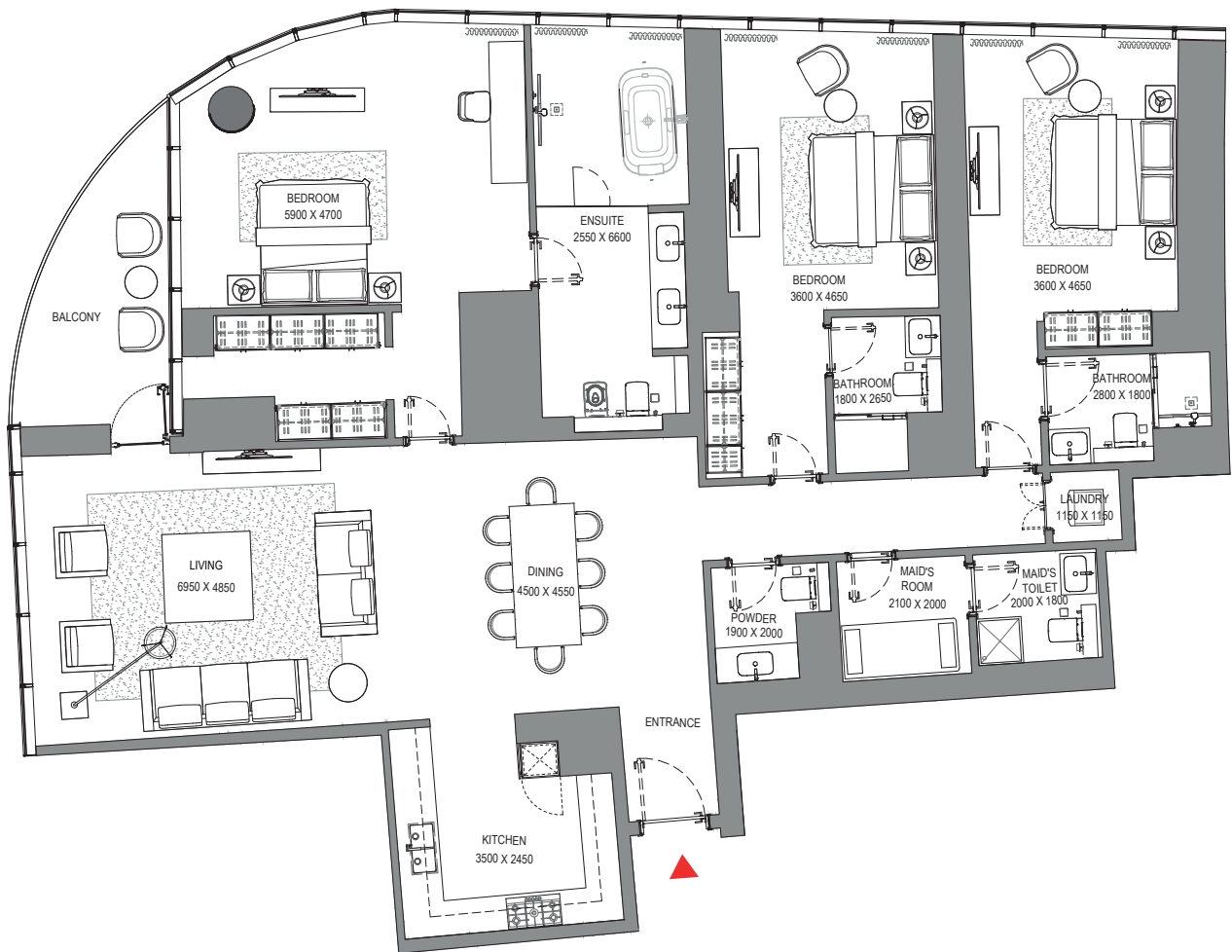

TYPE C (with maid room and powder room + balcony)

TOTAL SALEABLE AREA

SUITE = 2,424.14 SQ.FT.

BALCONY = 118.62 SQ.FT.

TOTAL = 2,542.76 SQ.FT.



List of unit numbers with this unit plan:

VIEWS

Palm Jumeirah, Harbour, Sea, Skydive
3804

Disclaimer: 1. All dimensions are in metric, measured to wall finishes. 2. All materials, dimensions & drawings are approximate. 3. Information is subject to change without notice, at developer's absolute discretion. 4. Actual area may vary from the stated area. 5. Drawing are not to scale. 6. All images used are for illustrative purpose only and do not represent the actual size, features, specifications, fittings and furnishings. 7. The developer reserves the right to make revisions/ alterations, at its absolute discretion, without any liability whatsoever.

2 BEDROOM APARTMENT

TYPE A (with powder room + balcony)

TOTAL SALEABLE AREA

SUITE = 1,296.73 SQ.FT.

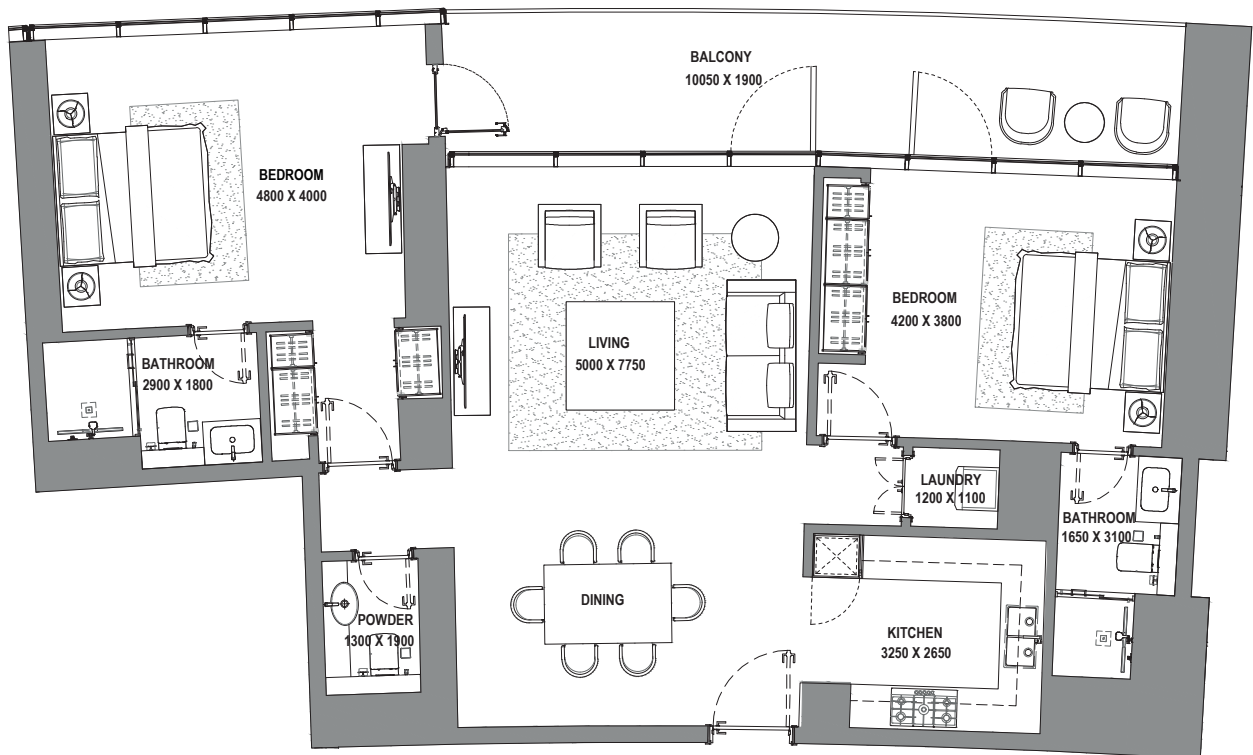
BALCONY = 230.35 SQ.FT.

TOTAL = 1,527.08 SQ.FT.



LEVEL 38

UNIT



List of unit numbers with this unit plan:

VIEWS

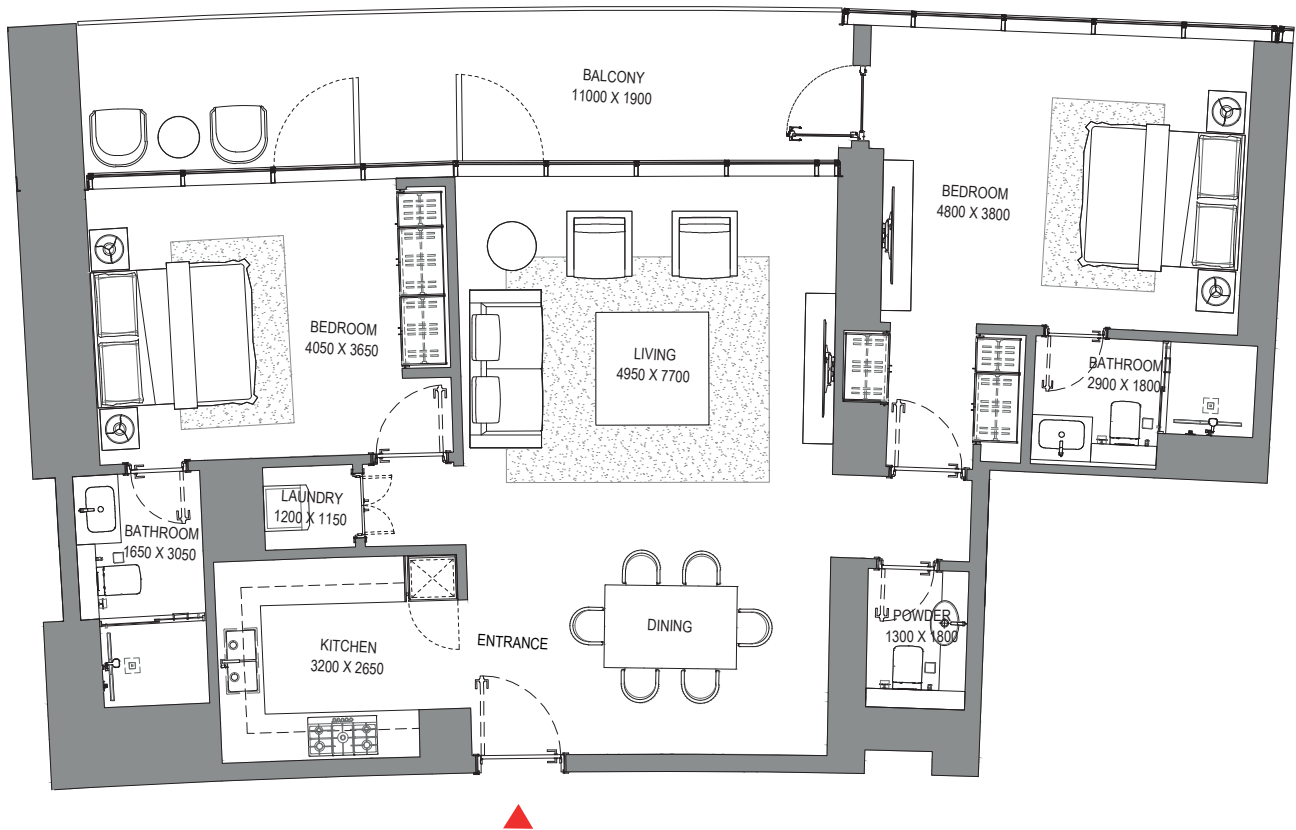
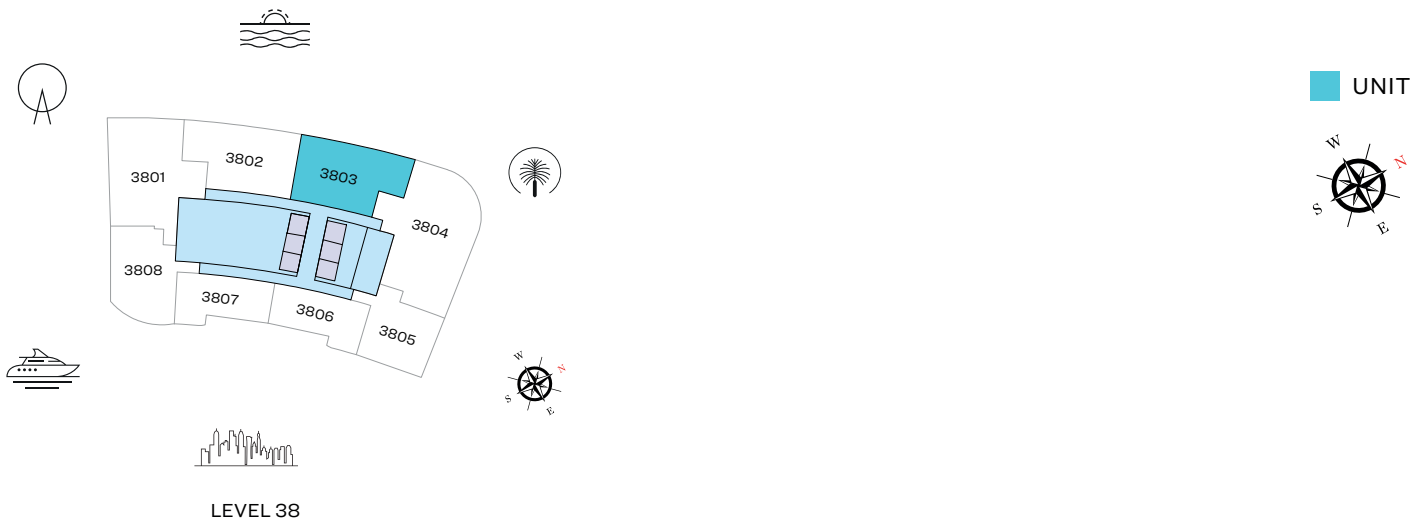
Blue waters, Ain Dubai, Palm Jumeirah, Harbour, Sea, Skydive
3802

Disclaimer: 1. All dimensions are in metric, measured to wall finishes. 2. All materials, dimensions & drawings are approximate. 3. Information is subject to change without notice, at developer's absolute discretion. 4. Actual area may vary from the stated area. 5. Drawing are not to scale. 6. All images used are for illustrative purpose only and do not represent the actual size, features, specifications, fittings and furnishings. 7. The developer reserves the right to make revisions/ alterations, at its absolute discretion, without any liability whatsoever.

2 BEDROOM APARTMENT

TYPE B (with powder room + balcony)

TOTAL SALEABLE AREA
 SUITE RANGE = 1,278.97 SQ.FT.
 BALCONY = 236.38 SQ.FT.
 TOTAL = 1,515.35 SQ.FT.



List of unit numbers with this unit plan:

VIEWS

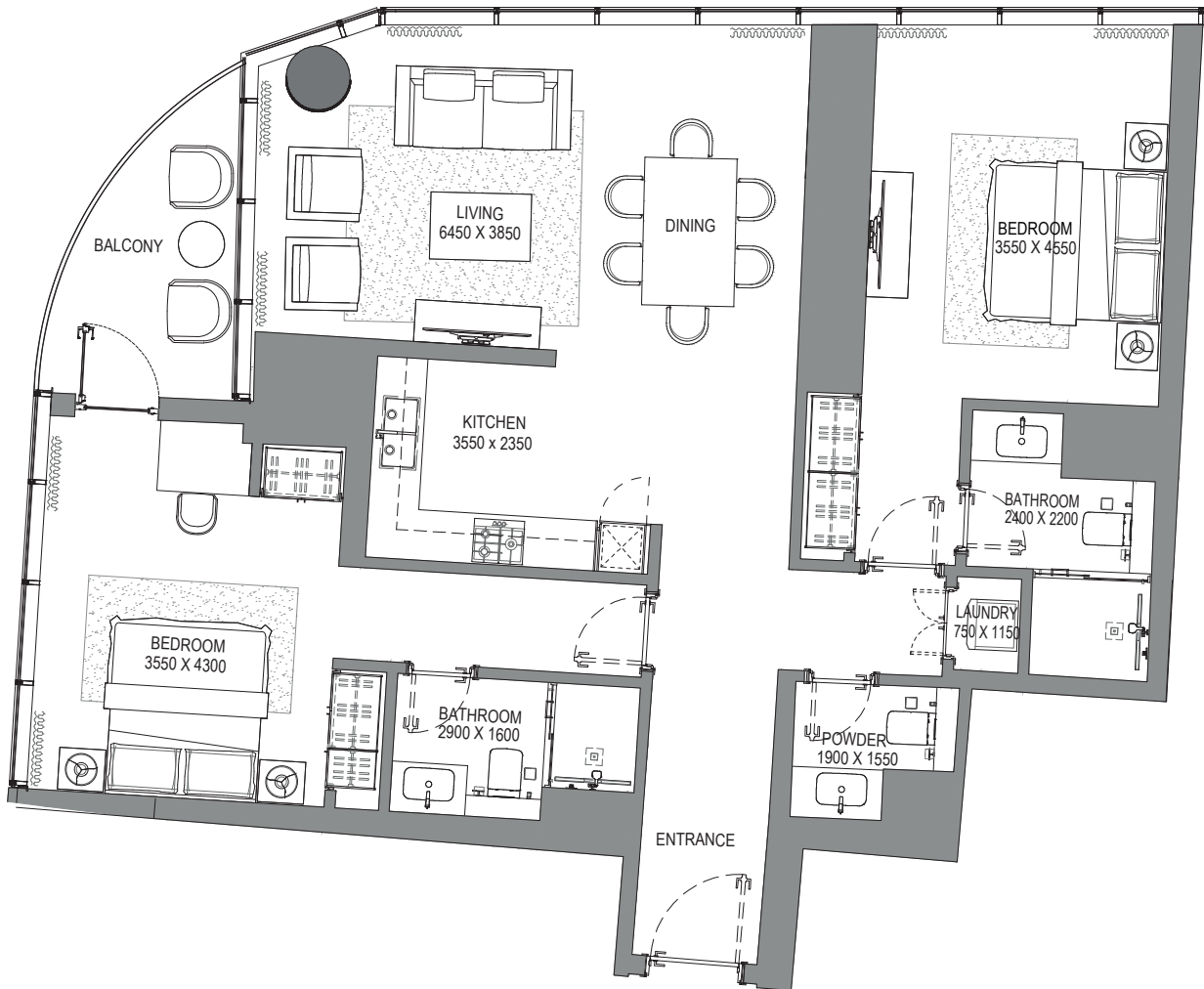
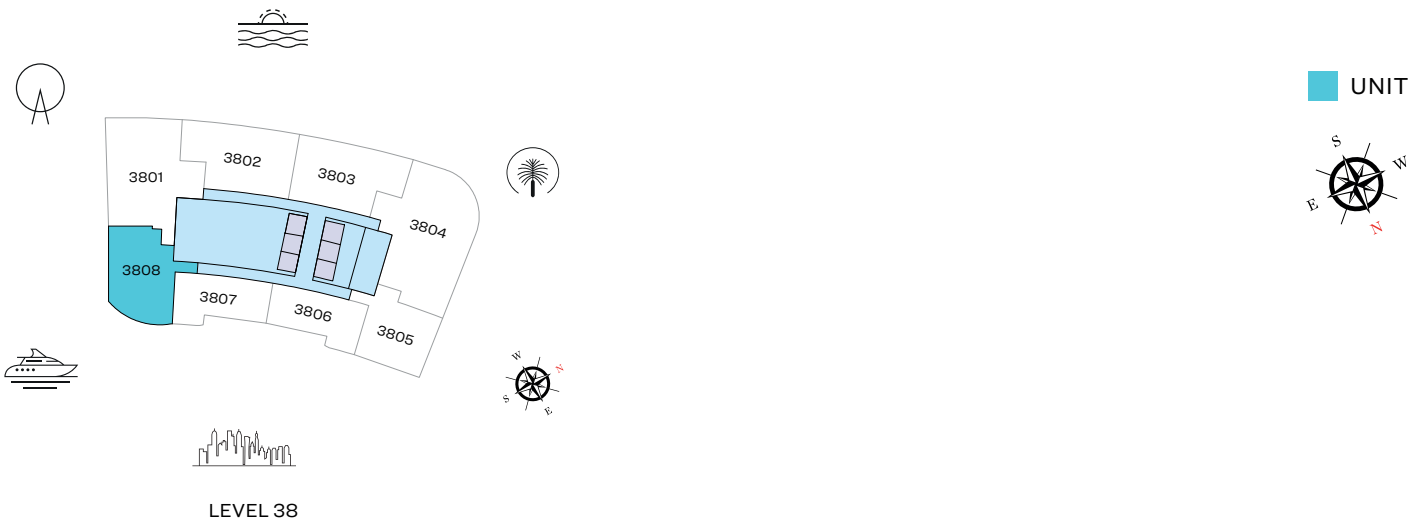
Palm Jumeirah, Harbour, Sea, Skydive
 3803

Disclaimer: 1. All dimensions are in metric, measured to wall finishes. 2. All materials, dimensions & drawings are approximate. 3. Information is subject to change without notice, at developer's absolute discretion. 4. Actual area may vary from the stated area. 5. Drawing are not to scale. 6. All images used are for illustrative purpose only and do not represent the actual size, features, specifications, fittings and furnishings. 7. The developer reserves the right to make revisions/ alterations, at its absolute discretion, without any liability whatsoever.

2 BEDROOM APARTMENT

TYPE D (with powder room + balcony)

TOTAL SALEABLE AREA
 SUITE RANGE = 1,257.22 SQ.FT.
 BALCONY = 75.99 SQ.FT.
 TOTAL = 1,333.21 SQ.FT.



List of unit numbers with this unit plan:

VIEWES

Blue waters, Ain Dubai, JBR Beach, Marina, Sea
 3808

Disclaimer: 1. All dimensions are in metric, measured to wall finishes. 2. All materials, dimensions & drawings are approximate. 3. Information is subject to change without notice, at developer's absolute discretion. 4. Actual area may vary from the stated area. 5. Drawing are not to scale. 6. All images used are for illustrative purpose only and do not represent the actual size, features, specifications, fittings and furnishings. 7. The developer reserves the right to make revisions/ alterations, at its absolute discretion, without any liability whatsoever.

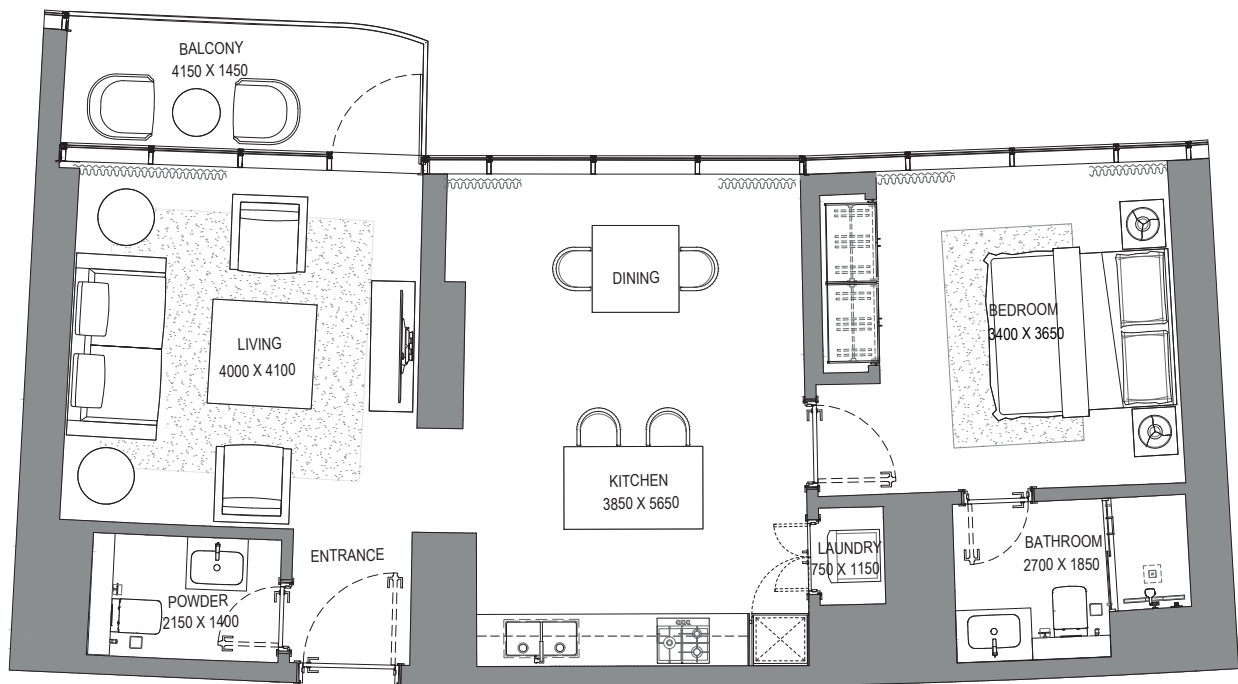
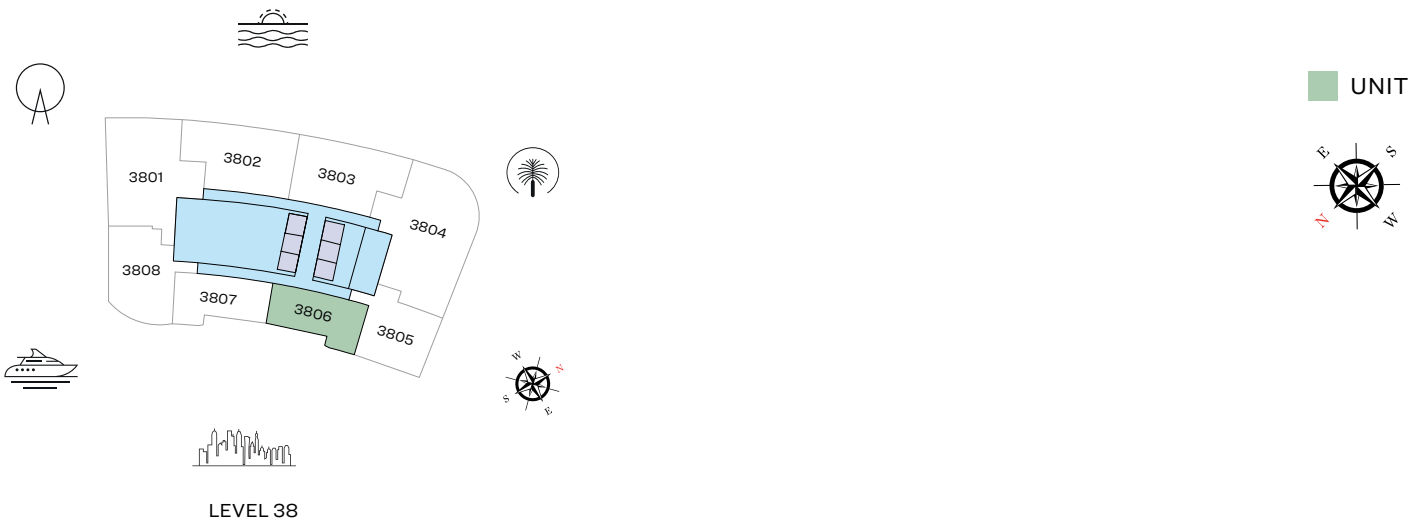
1 BEDROOM APARTMENT
TYPE A (with powder room + balcony)

TOTAL SALEABLE AREA

SUITE = 808.05 SQ.FT.

BALCONY = 70.72 SQ.FT.

TOTAL = 878.77 SQ.FT.



List of unit numbers with this unit plan:

VIEWS

Marina, Marina Skyline
 3806

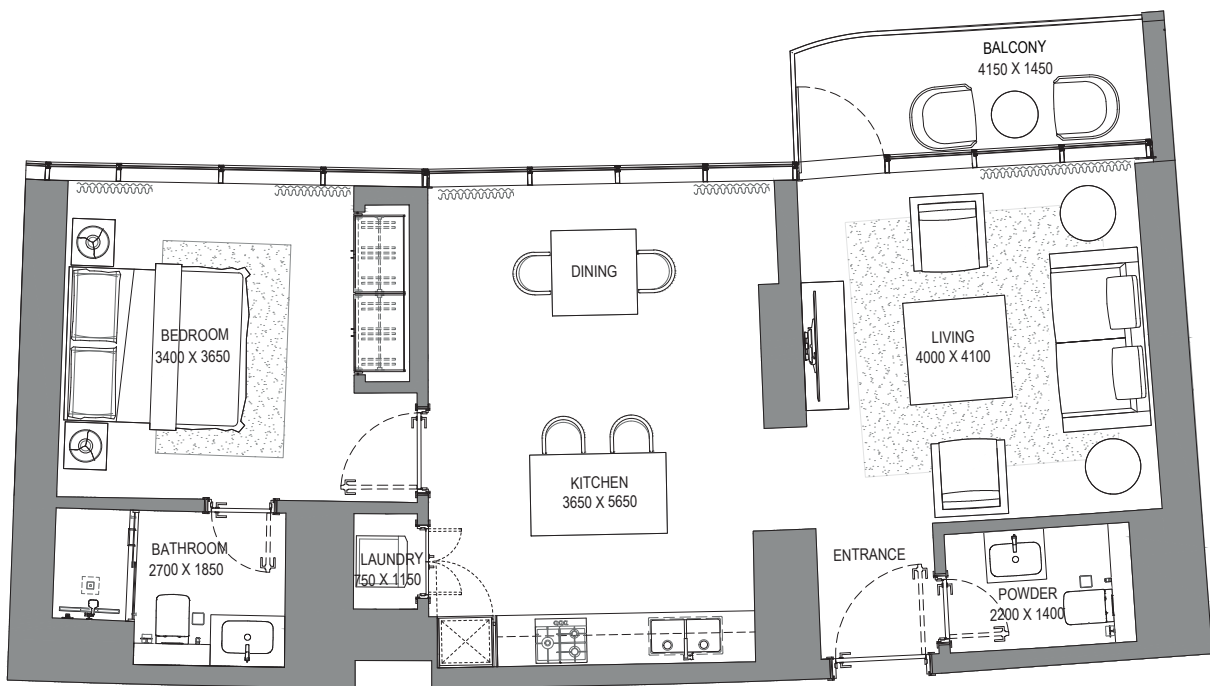
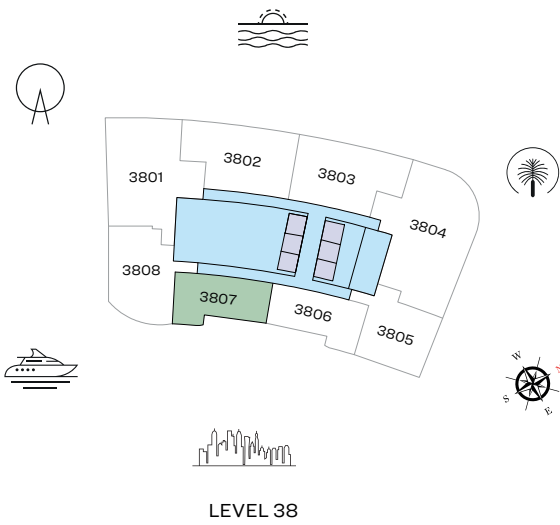
Disclaimer: 1. All dimensions are in metric, measured to wall finishes. 2. All materials, dimensions & drawings are approximate. 3. Information is subject to change without notice, at developer's absolute discretion. 4. Actual area may vary from the stated area. 5. Drawing are not to scale. 6. All images used are for illustrative purpose only and do not represent the actual size, features, specifications, fittings and furnishings. 7. The developer reserves the right to make revisions/ alterations, at its absolute discretion, without any liability whatsoever.

1 BEDROOM APARTMENT

TYPE B (with powder room + balcony)

TOTAL SALEABLE AREA

SUITE = 806.43 SQ.FT.
 BALCONY = 68.57 SQ.FT.
 TOTAL = 875.00 SQ.FT.



List of unit numbers with this unit plan:

VIEWS

Marina, Marina Skyline
 3807

Disclaimer: 1. All dimensions are in metric, measured to wall finishes. 2. All materials, dimensions & drawings are approximate. 3. Information is subject to change without notice, at developer's absolute discretion. 4. Actual area may vary from the stated area. 5. Drawing are not to scale. 6. All images used are for illustrative purpose only and do not represent the actual size, features, specifications, fittings and furnishings. 7. The developer reserves the right to make revisions/ alterations, at its absolute discretion, without any liability whatsoever.

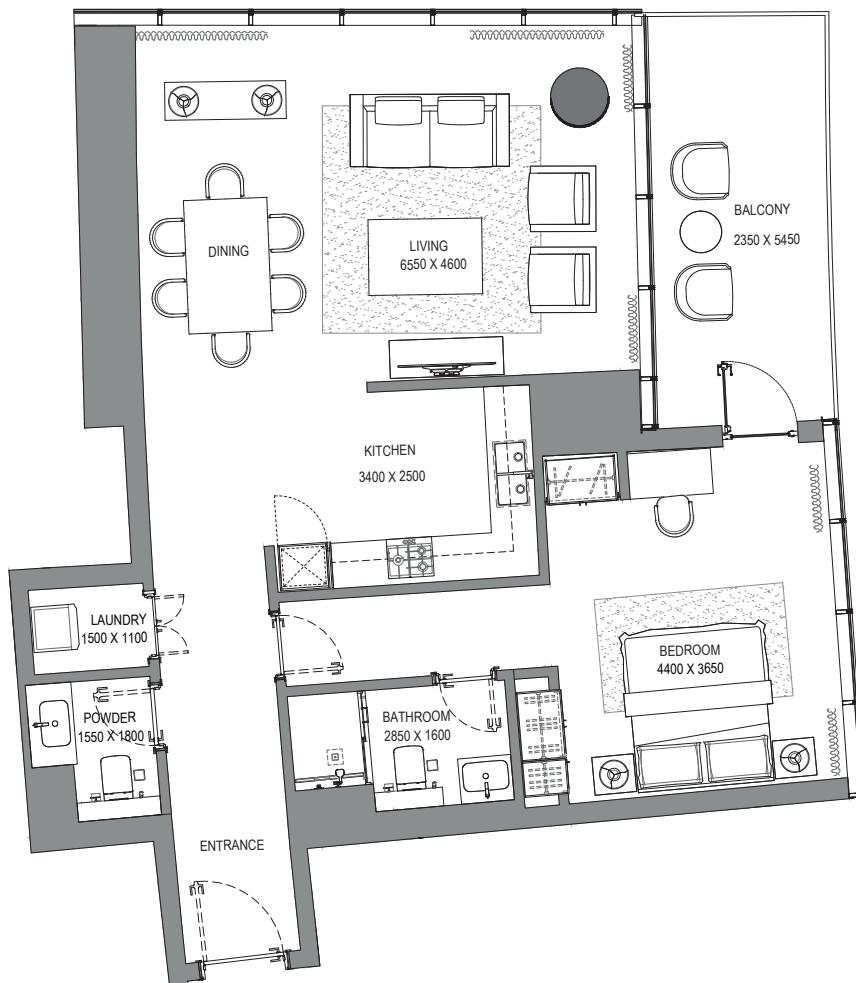
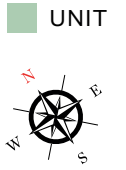
1 BEDROOM APARTMENT

TYPE C (with powder room + balcony)

TOTAL SALEABLE AREA
 SUITE = 1,002.23 SQ.FT.
 BALCONY = 142.30 SQ.FT.
 TOTAL = 1,144.53 SQ.FT.



LEVEL 38



List of unit numbers with this unit plan:

VIEWS

Marina, Marina Skyline
 3805

Disclaimer: 1. All dimensions are in metric, measured to wall finishes. 2. All materials, dimensions & drawings are approximate. 3. Information is subject to change without notice, at developer's absolute discretion. 4. Actual area may vary from the stated area. 5. Drawing are not to scale. 6. All images used are for illustrative purpose only and do not represent the actual size, features, specifications, fittings and furnishings. 7. The developer reserves the right to make revisions/ alterations, at its absolute discretion, without any liability whatsoever.

FLOOR PLAN LAYOUT

TOWER A



- 1 BED UNIT
- 2 BED UNIT
- 3 BED UNIT
- LOBBIES, CORRIDORS & STAIRS
- LIFTS

Disclaimer: 1. All dimensions are in metric, measured to wall finishes. 2. All materials, dimensions & drawings are approximate. 3. Information is subject to change without notice, at developer's absolute discretion. 4. Actual area may vary from the stated area. 5. Drawing are not to scale. 6. All images used are for illustrative purpose only and do not represent the actual size, features, specifications, fittings and furnishings. 7. The developer reserves the right to make revisions/ alterations, at its absolute discretion, without any liability whatsoever.

3 BEDROOM APARTMENT

TYPE A (with maid room and powder room + balcony)

TOTAL SALEABLE AREA

SUITE = 1,965.49 SQ.FT.

BALCONY = 191.71 SQ.FT.

TOTAL = 2,157.20 SQ.FT.



UNIT



LEVEL 39



List of unit numbers with this unit plan:

VIEWS

Blue waters, Ain Dubai, Palm Jumeirah, Harbour, JBR Beach, Marina, Sea, Marina Skyline, Skydive 3901

Disclaimer: 1. All dimensions are in metric, measured to wall finishes. 2. All materials, dimensions & drawings are approximate. 3. Information is subject to change without notice, at developer's absolute discretion. 4. Actual area may vary from the stated area. 5. Drawing are not to scale. 6. All images used are for illustrative purpose only and do not represent the actual size, features, specifications, fittings and furnishings. 7. The developer reserves the right to make revisions/ alterations, at its absolute discretion, without any liability whatsoever.

3 BEDROOM APARTMENT

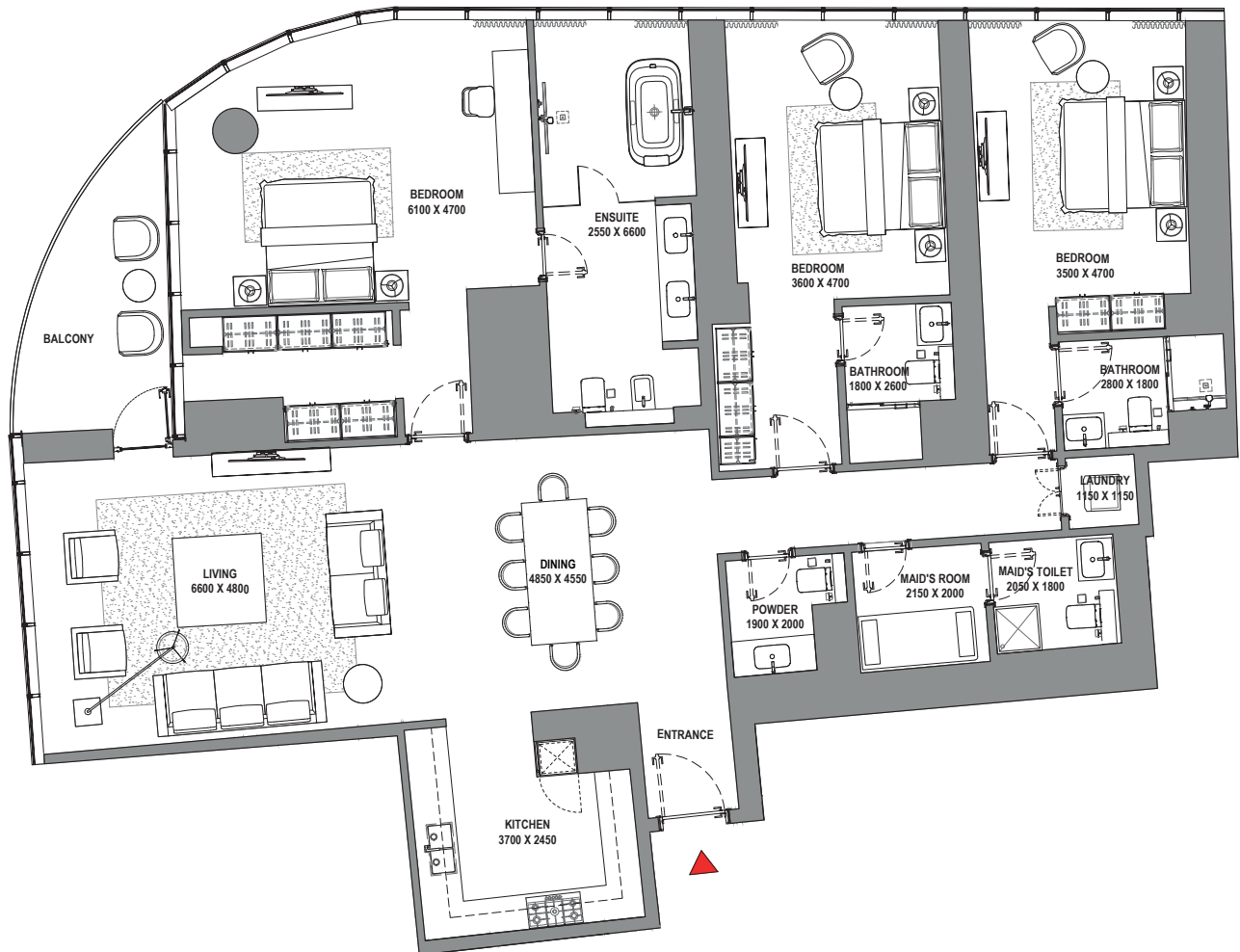

TYPE C (with maid room and powder room + balcony)

TOTAL SALEABLE AREA

SUITE = 2,432.43 SQ.FT.

BALCONY = 119.26 SQ.FT.

TOTAL = 2,551.69 SQ.FT.



List of unit numbers with this unit plan:

VIEWS

Palm Jumeirah, Harbour, Sea, Skydive
3904

Disclaimer: 1. All dimensions are in metric, measured to wall finishes. 2. All materials, dimensions & drawings are approximate. 3. Information is subject to change without notice, at developer's absolute discretion. 4. Actual area may vary from the stated area. 5. Drawing are not to scale. 6. All images used are for illustrative purpose only and do not represent the actual size, features, specifications, fittings and furnishings. 7. The developer reserves the right to make revisions/ alterations, at its absolute discretion, without any liability whatsoever.

2 BEDROOM APARTMENT

TYPE A (with powder room + balcony)

TOTAL SALEABLE AREA

SUITE = 1,309.11 SQ.FT.

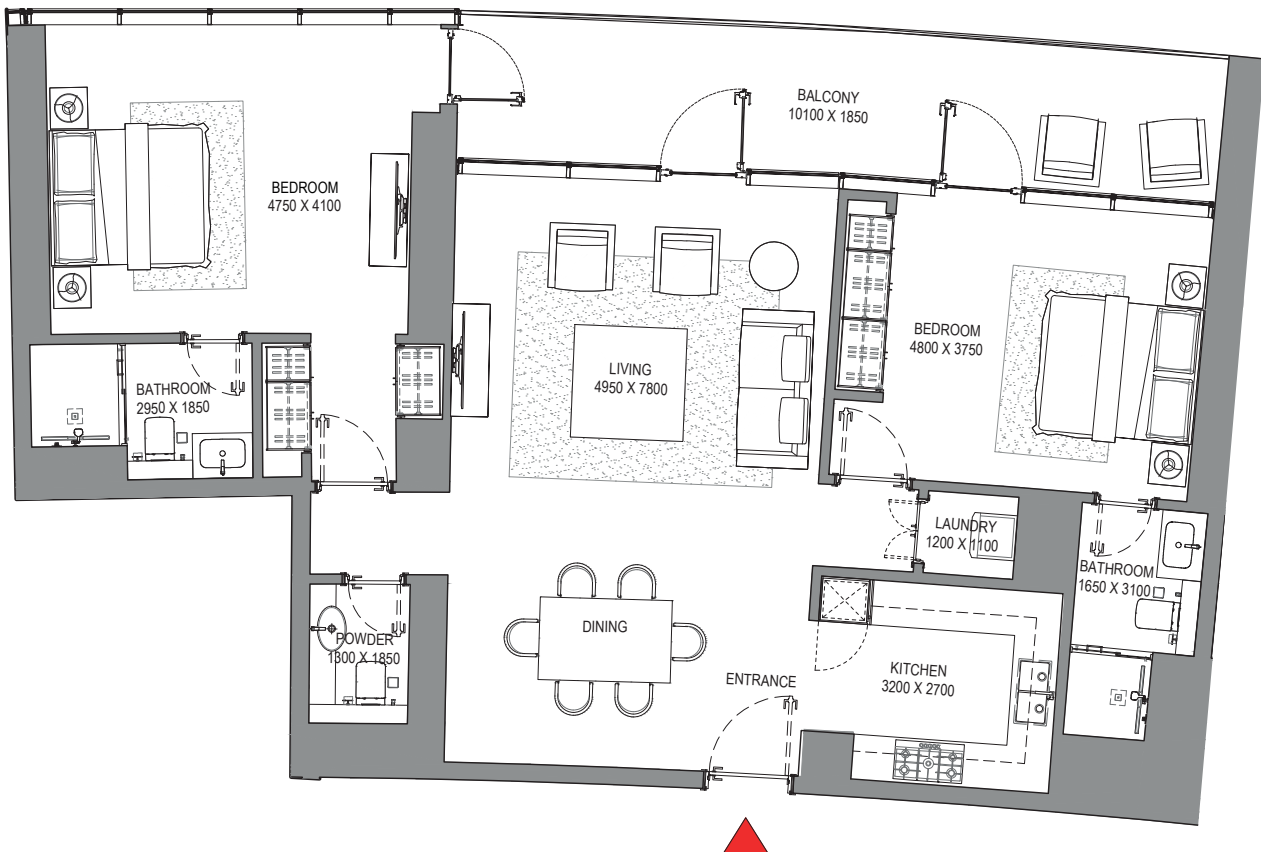
BALCONY = 230.46 SQ.FT.

TOTAL = 1,539.57 SQ.FT.



LEVEL 39

UNIT



List of unit numbers with this unit plan:

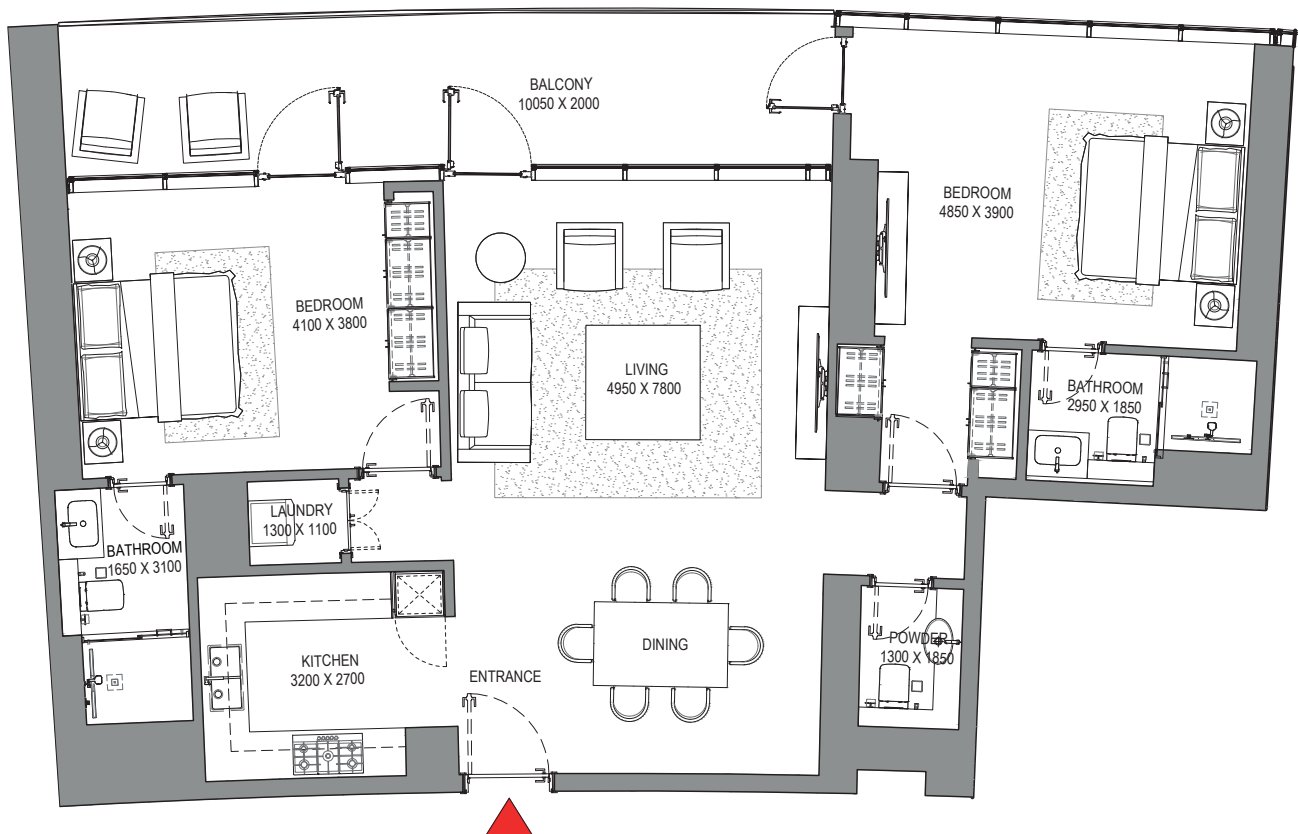
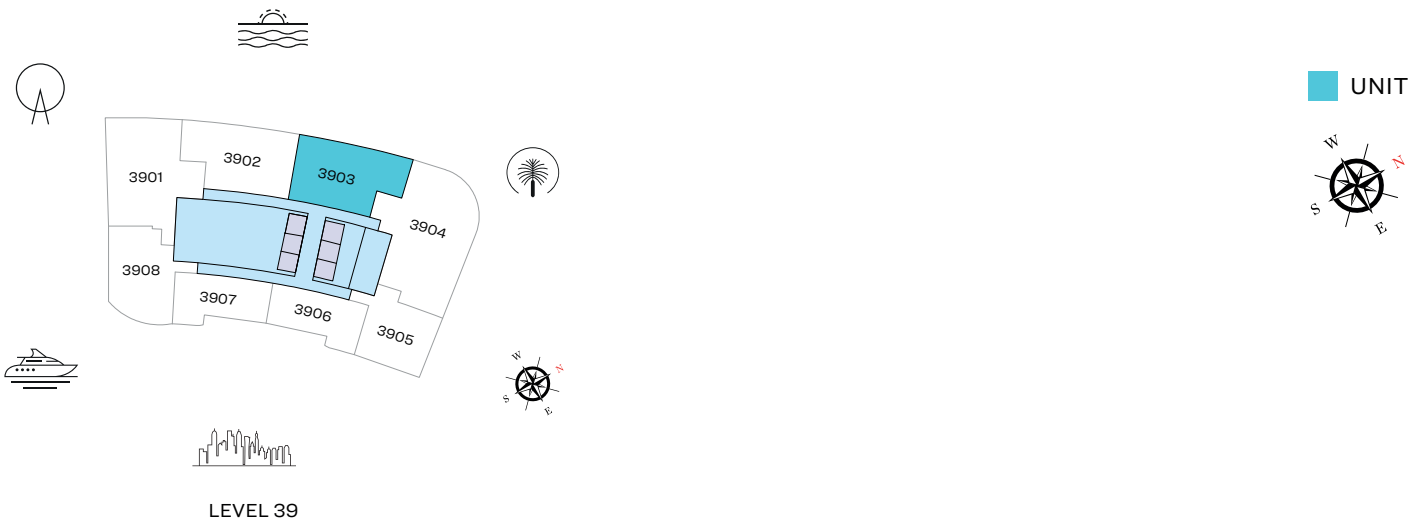
VIEWS

Blue waters, Ain Dubai, Palm Jumeirah, Harbour, Sea, Skydive
3902

Disclaimer: 1. All dimensions are in metric, measured to wall finishes. 2. All materials, dimensions & drawings are approximate. 3. Information is subject to change without notice, at developer's absolute discretion. 4. Actual area may vary from the stated area. 5. Drawing are not to scale. 6. All images used are for illustrative purpose only and do not represent the actual size, features, specifications, fittings and furnishings. 7. The developer reserves the right to make revisions/ alterations, at its absolute discretion, without any liability whatsoever.

2 BEDROOM APARTMENT
TYPE B (with powder room + balcony)

TOTAL SALEABLE AREA
 SUITE = 1,291.45 SQ.FT.
 BALCONY = 236.48 SQ.FT.
 TOTAL = 1,527.93 SQ.FT.



List of unit numbers with this unit plan:

VIEWS

Palm Jumeirah, Harbour, Sea, Skydive
 3903

Disclaimer: 1. All dimensions are in metric, measured to wall finishes. 2. All materials, dimensions & drawings are approximate. 3. Information is subject to change without notice, at developer's absolute discretion. 4. Actual area may vary from the stated area. 5. Drawing are not to scale. 6. All images used are for illustrative purpose only and do not represent the actual size, features, specifications, fittings and furnishings. 7. The developer reserves the right to make revisions/ alterations, at its absolute discretion, without any liability whatsoever.

2 BEDROOM APARTMENT

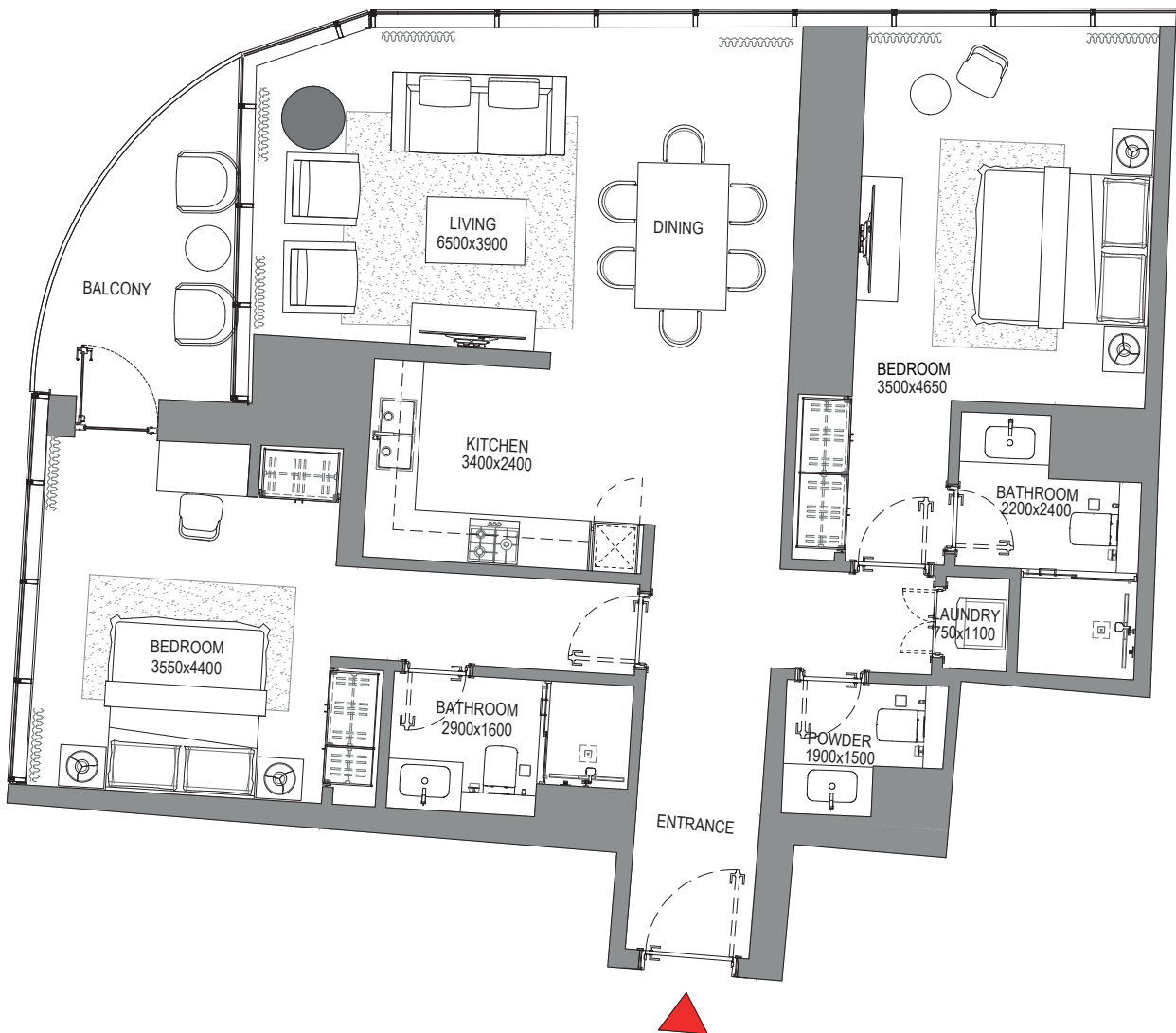
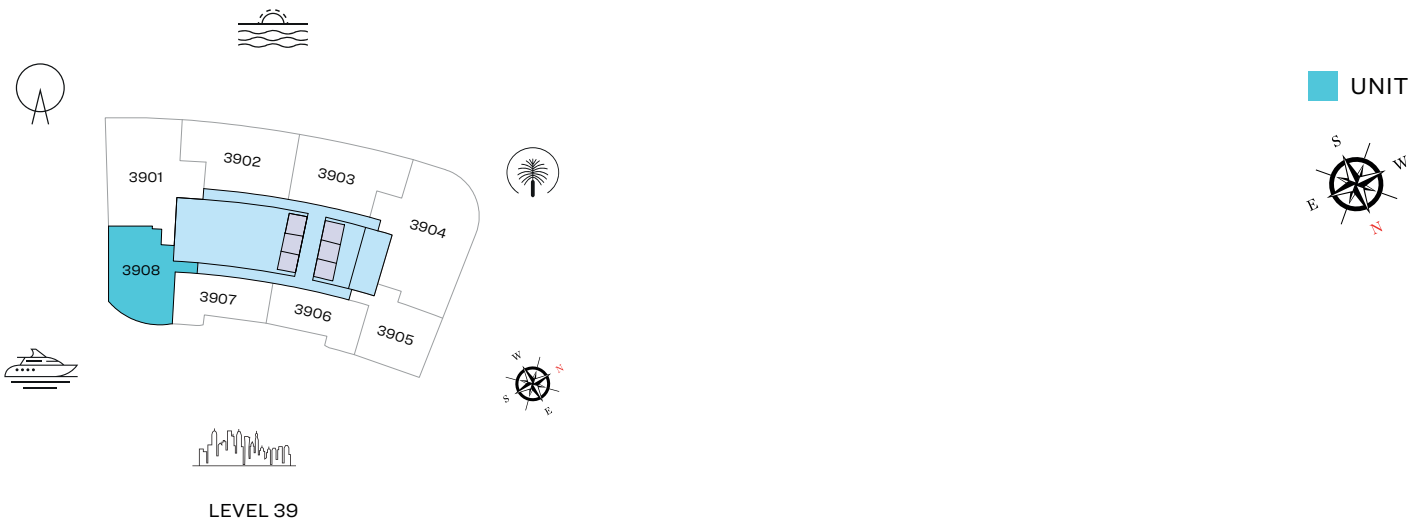
TYPE D (with powder room + balcony)

TOTAL SALEABLE AREA

SUITE = 1,266.05 SQ.FT.

BALCONY = 82.24 SQ.FT.

TOTAL = 1,348.29 SQ.FT.



List of unit numbers with this unit plan:

VIEWS

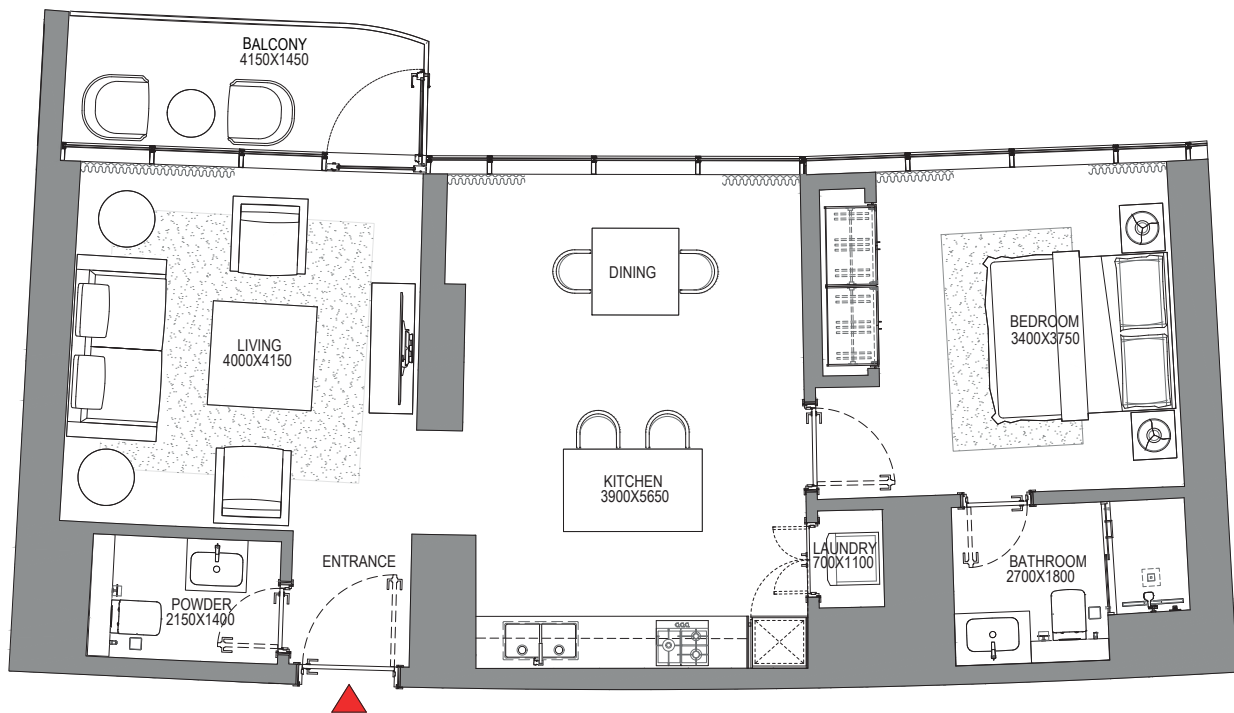
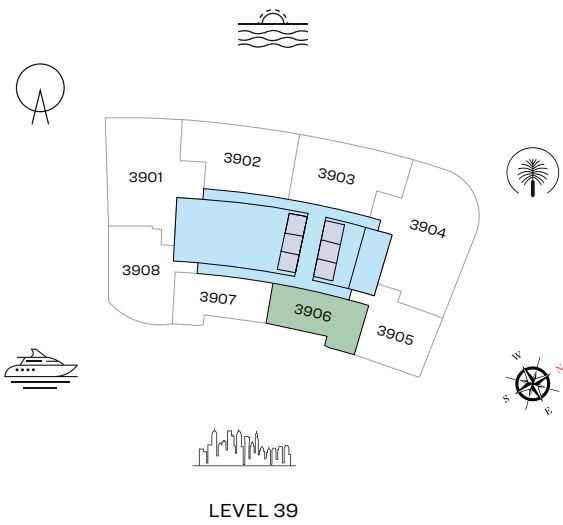
Blue waters, Ain Dubai, JBR Beach, Marina, Sea
3908

Disclaimer: 1. All dimensions are in metric, measured to wall finishes. 2. All materials, dimensions & drawings are approximate. 3. Information is subject to change without notice, at developer's absolute discretion. 4. Actual area may vary from the stated area. 5. Drawing are not to scale. 6. All images used are for illustrative purpose only and do not represent the actual size, features, specifications, fittings and furnishings. 7. The developer reserves the right to make revisions/ alterations, at its absolute discretion, without any liability whatsoever.

1 BEDROOM APARTMENT
TYPE A (with powder room + balcony)

TOTAL SALEABLE AREA

SUITE = 815.15 SQ.FT.
 BALCONY = 70.93 SQ.FT.
 TOTAL = 886.08 SQ.FT.



List of unit numbers with this unit plan:

VIEWS

Marina, Marina Skyline
 3906

Disclaimer: 1. All dimensions are in metric, measured to wall finishes. 2. All materials, dimensions & drawings are approximate. 3. Information is subject to change without notice, at developer's absolute discretion. 4. Actual area may vary from the stated area. 5. Drawing are not to scale. 6. All images used are for illustrative purpose only and do not represent the actual size, features, specifications, fittings and furnishings. 7. The developer reserves the right to make revisions/ alterations, at its absolute discretion, without any liability whatsoever.

1 BEDROOM APARTMENT

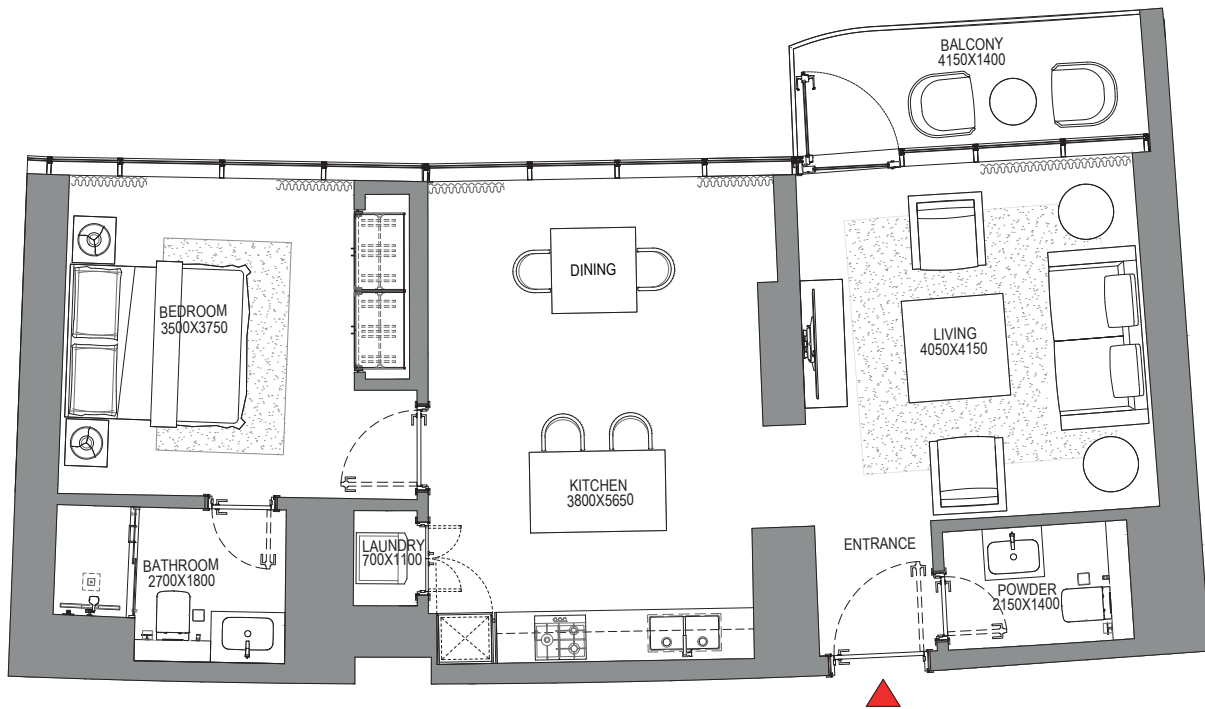
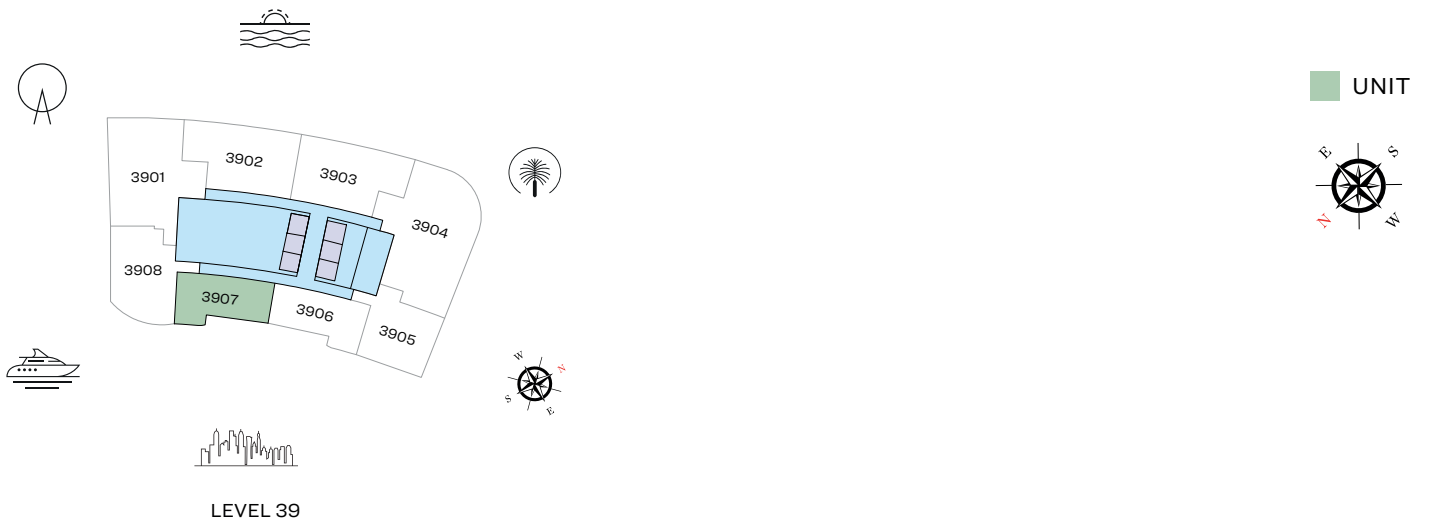
TYPE B (with powder room + balcony)

TOTAL SALEABLE AREA

SUITE = 813.54 SQ.FT.

BALCONY = 68.89 SQ.FT.

TOTAL = 882.43 SQ.FT.



List of unit numbers with this unit plan:

VIEWS

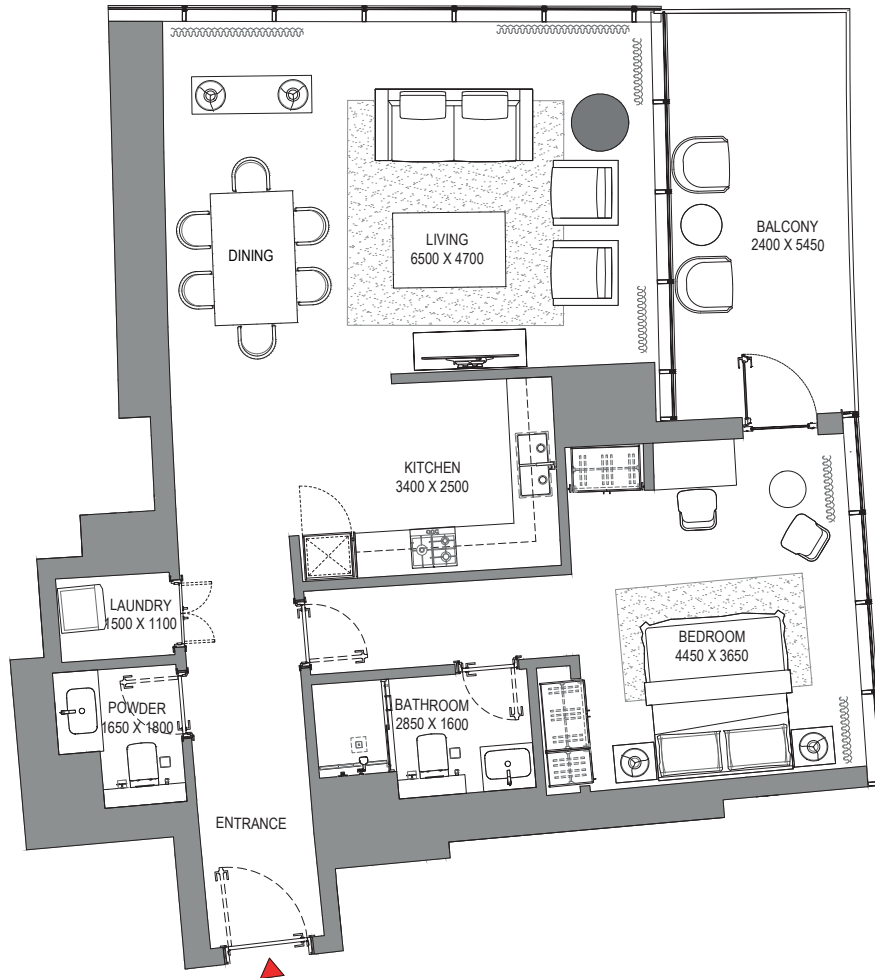
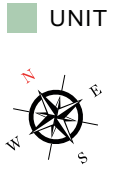
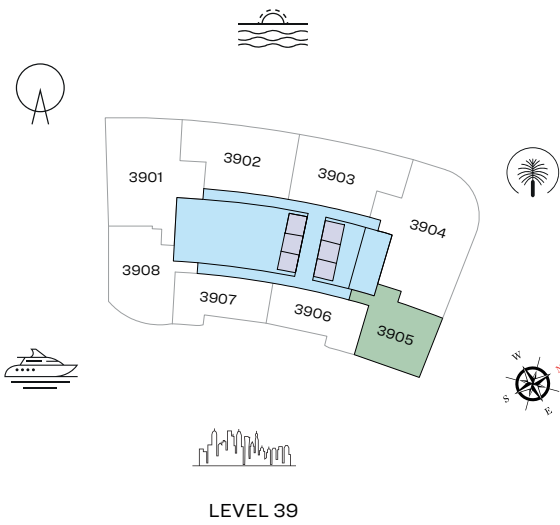
Marina, Marina Skyline
3907

Disclaimer: 1. All dimensions are in metric, measured to wall finishes. 2. All materials, dimensions & drawings are approximate. 3. Information is subject to change without notice, at developer's absolute discretion. 4. Actual area may vary from the stated area. 5. Drawing are not to scale. 6. All images used are for illustrative purpose only and do not represent the actual size, features, specifications, fittings and furnishings. 7. The developer reserves the right to make revisions/ alterations, at its absolute discretion, without any liability whatsoever.

1 BEDROOM APARTMENT

TYPE C (with powder room + balcony)

TOTAL SALEABLE AREA
 SUITE = 1,004.27 SQ.FT.
 BALCONY = 145.96 SQ.FT.
 TOTAL = 1,150.23 SQ.FT.



List of unit numbers with this unit plan:

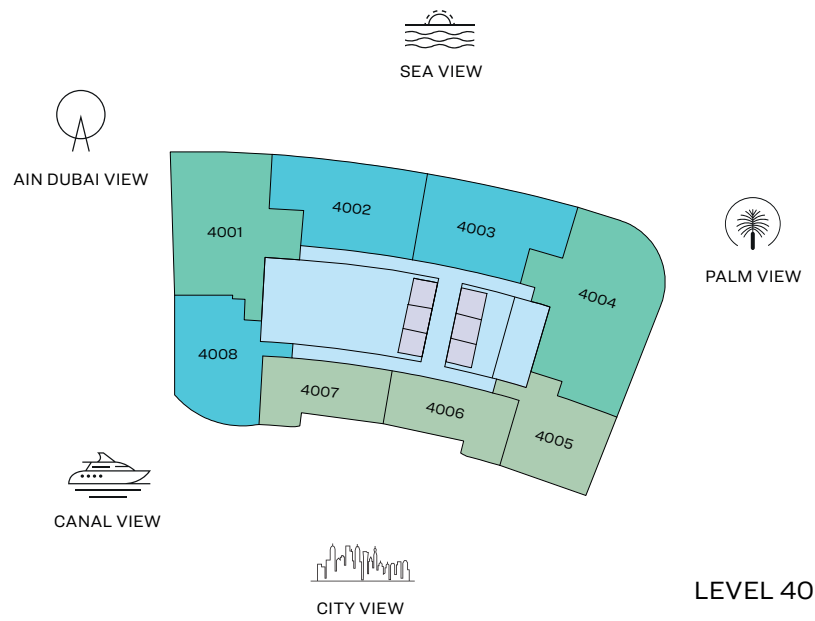
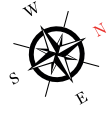
VIEWS

Marina, Marina Skyline
 3905

Disclaimer: 1. All dimensions are in metric, measured to wall finishes. 2. All materials, dimensions & drawings are approximate. 3. Information is subject to change without notice, at developer's absolute discretion. 4. Actual area may vary from the stated area. 5. Drawing are not to scale. 6. All images used are for illustrative purpose only and do not represent the actual size, features, specifications, fittings and furnishings. 7. The developer reserves the right to make revisions/ alterations, at its absolute discretion, without any liability whatsoever.

FLOOR PLAN LAYOUT

TOWER A



- 1 BED UNIT
- 2 BED UNIT
- 3 BED UNIT
- LOBBIES, CORRIDORS & STAIRS
- LIFTS

Disclaimer: 1. All dimensions are in metric, measured to wall finishes. 2. All materials, dimensions & drawings are approximate. 3. Information is subject to change without notice, at developer's absolute discretion. 4. Actual area may vary from the stated area. 5. Drawing are not to scale. 6. All images used are for illustrative purpose only and do not represent the actual size, features, specifications, fittings and furnishings. 7. The developer reserves the right to make revisions/ alterations, at its absolute discretion, without any liability whatsoever.

3 BEDROOM APARTMENT

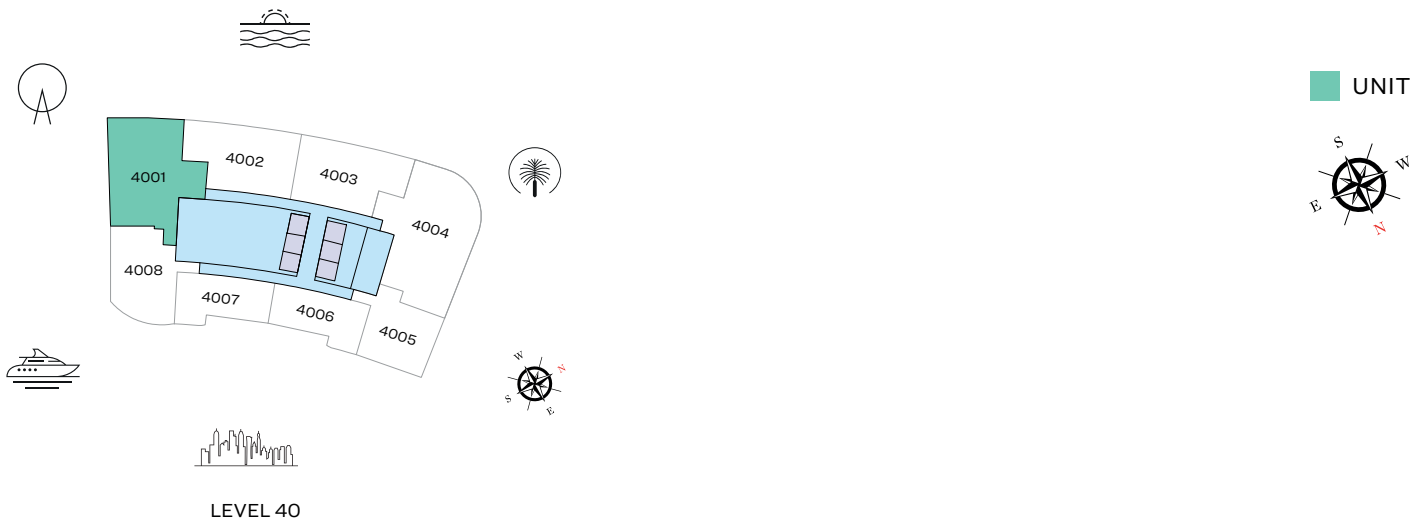
TYPE A (with maid room and powder room + balcony)

TOTAL SALEABLE AREA

SUITE = 1,977.98 SQ.FT.

BALCONY = 202.04 SQ.FT.

TOTAL = 2,180.02 SQ.FT.



List of unit numbers with this unit plan:

VIEWS

Blue waters, Ain Dubai, Palm Jumeirah, Harbour, JBR Beach, Marina, Sea, Marina Skyline, Skydive 4001

Disclaimer: 1. All dimensions are in metric, measured to wall finishes. 2. All materials, dimensions & drawings are approximate. 3. Information is subject to change without notice, at developer's absolute discretion. 4. Actual area may vary from the stated area. 5. Drawing are not to scale. 6. All images used are for illustrative purpose only and do not represent the actual size, features, specifications, fittings and furnishings. 7. The developer reserves the right to make revisions/ alterations, at its absolute discretion, without any liability whatsoever.

2 BEDROOM APARTMENT

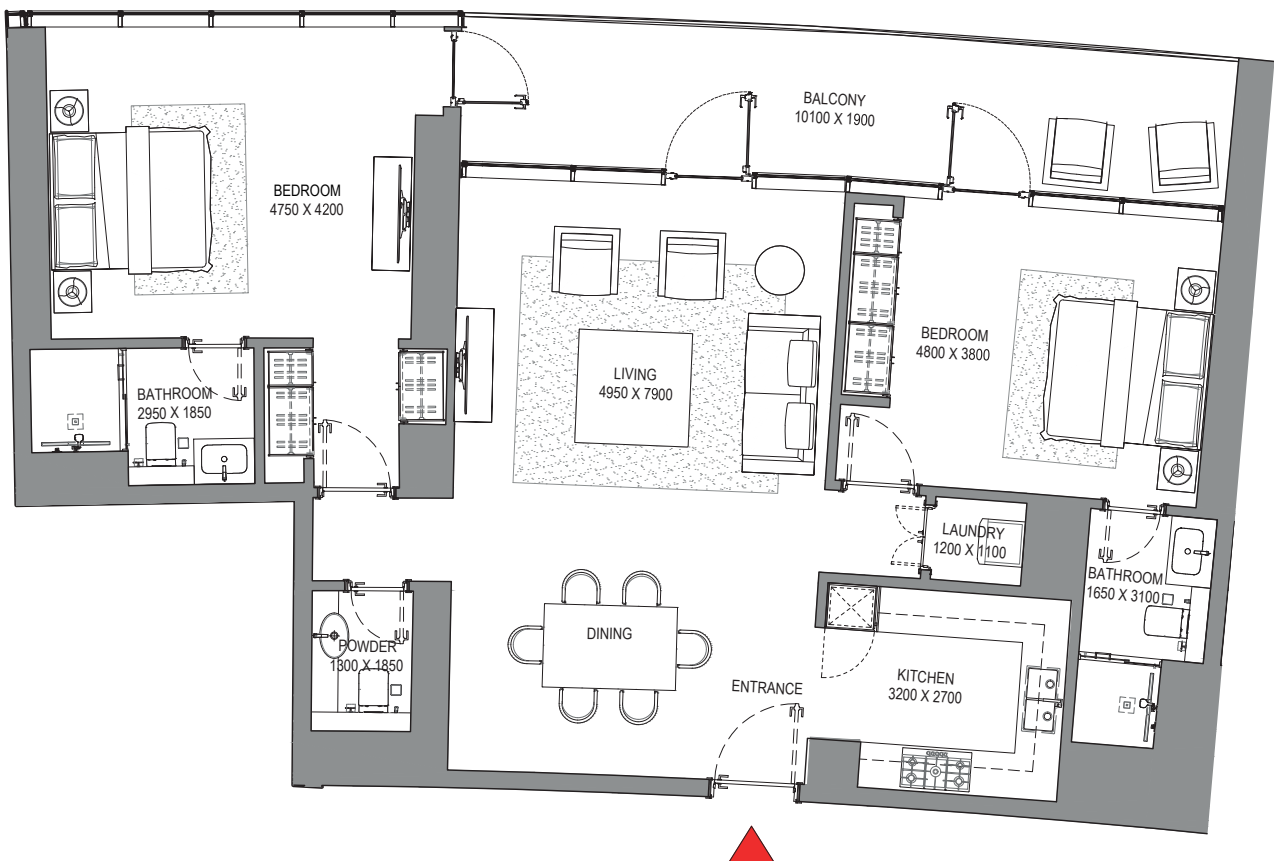
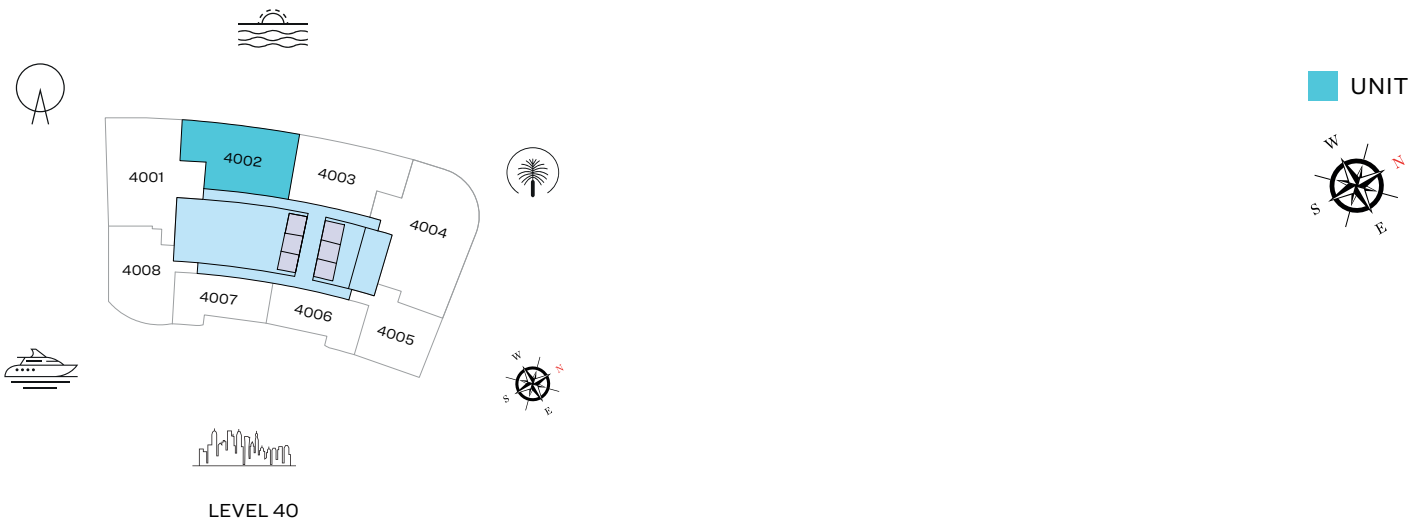
TYPE A (with powder room + balcony)

TOTAL SALEABLE AREA

SUITE = 1,321.05 SQ.FT.

BALCONY = 233.04 SQ.FT.

TOTAL = 1,554.09 SQ.FT.



List of unit numbers with this unit plan:

VIEWS

Blue waters, Ain Dubai, Palm Jumeirah, Harbour, Sea, Skydive
4002

Disclaimer: 1. All dimensions are in metric, measured to wall finishes. 2. All materials, dimensions & drawings are approximate. 3. Information is subject to change without notice, at developer's absolute discretion. 4. Actual area may vary from the stated area. 5. Drawing are not to scale. 6. All images used are for illustrative purpose only and do not represent the actual size, features, specifications, fittings and furnishings. 7. The developer reserves the right to make revisions/ alterations, at its absolute discretion, without any liability whatsoever.

2 BEDROOM APARTMENT

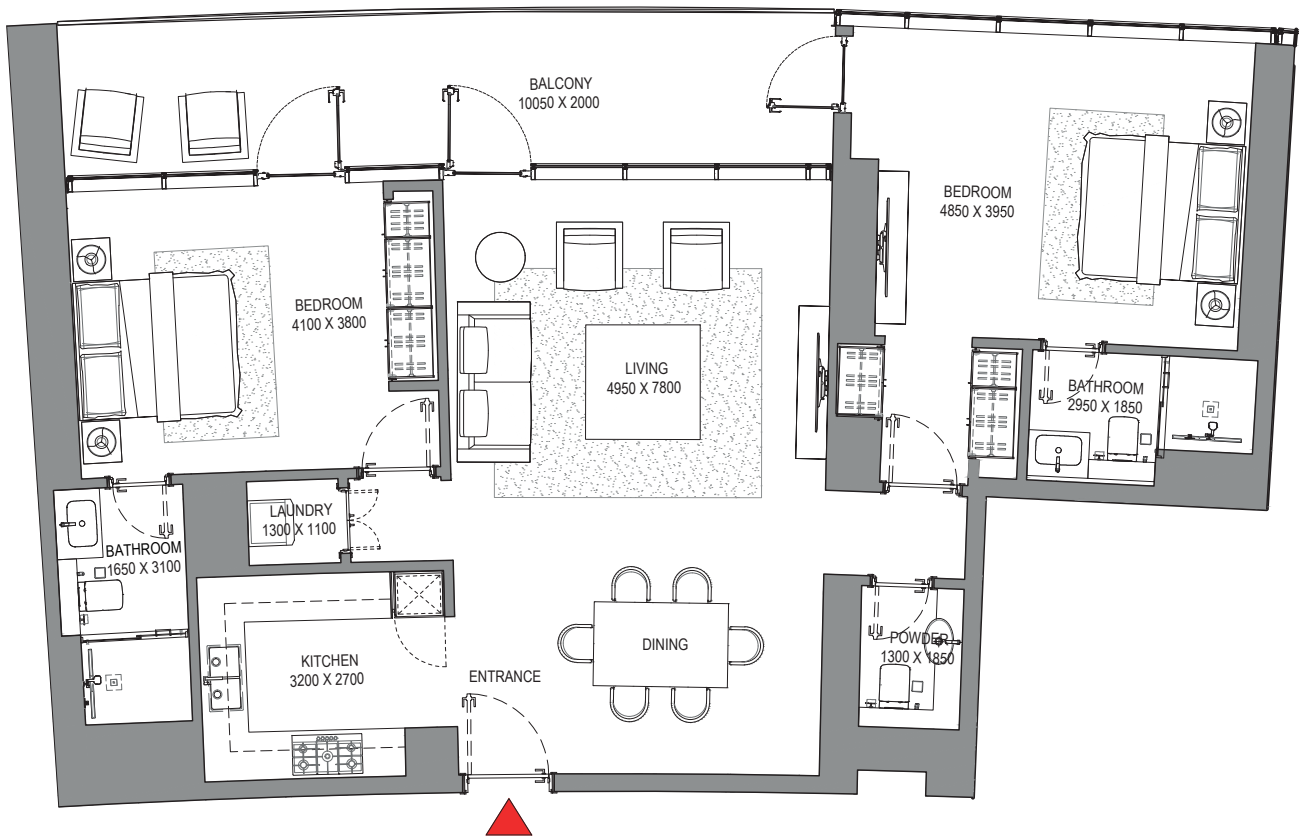
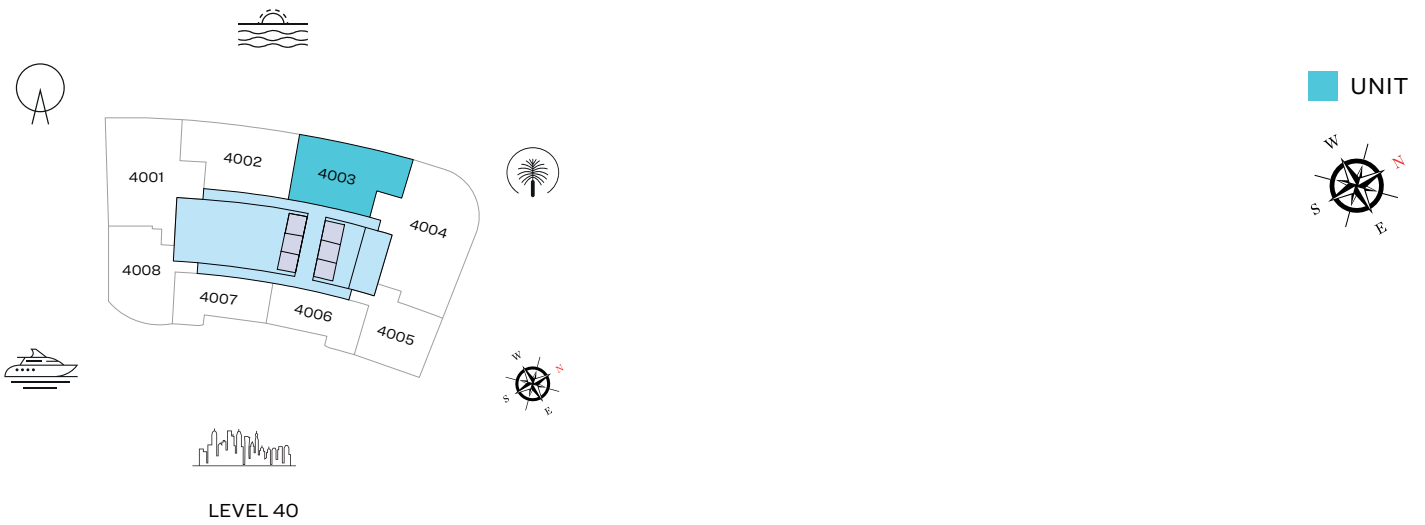
TYPE B (with powder room + balcony)

TOTAL SALEABLE AREA

SUITE = 1,303.72 SQ.FT.

BALCONY = 236.7 SQ.FT.

TOTAL = 1,540.42 SQ.FT.



List of unit numbers with this unit plan:

VIEWS

Palm Jumeirah, Harbour, Sea, Skydive
4003

Disclaimer: 1. All dimensions are in metric, measured to wall finishes. 2. All materials, dimensions & drawings are approximate. 3. Information is subject to change without notice, at developer's absolute discretion. 4. Actual area may vary from the stated area. 5. Drawing are not to scale. 6. All images used are for illustrative purpose only and do not represent the actual size, features, specifications, fittings and furnishings. 7. The developer reserves the right to make revisions/ alterations, at its absolute discretion, without any liability whatsoever.

3 BEDROOM APARTMENT

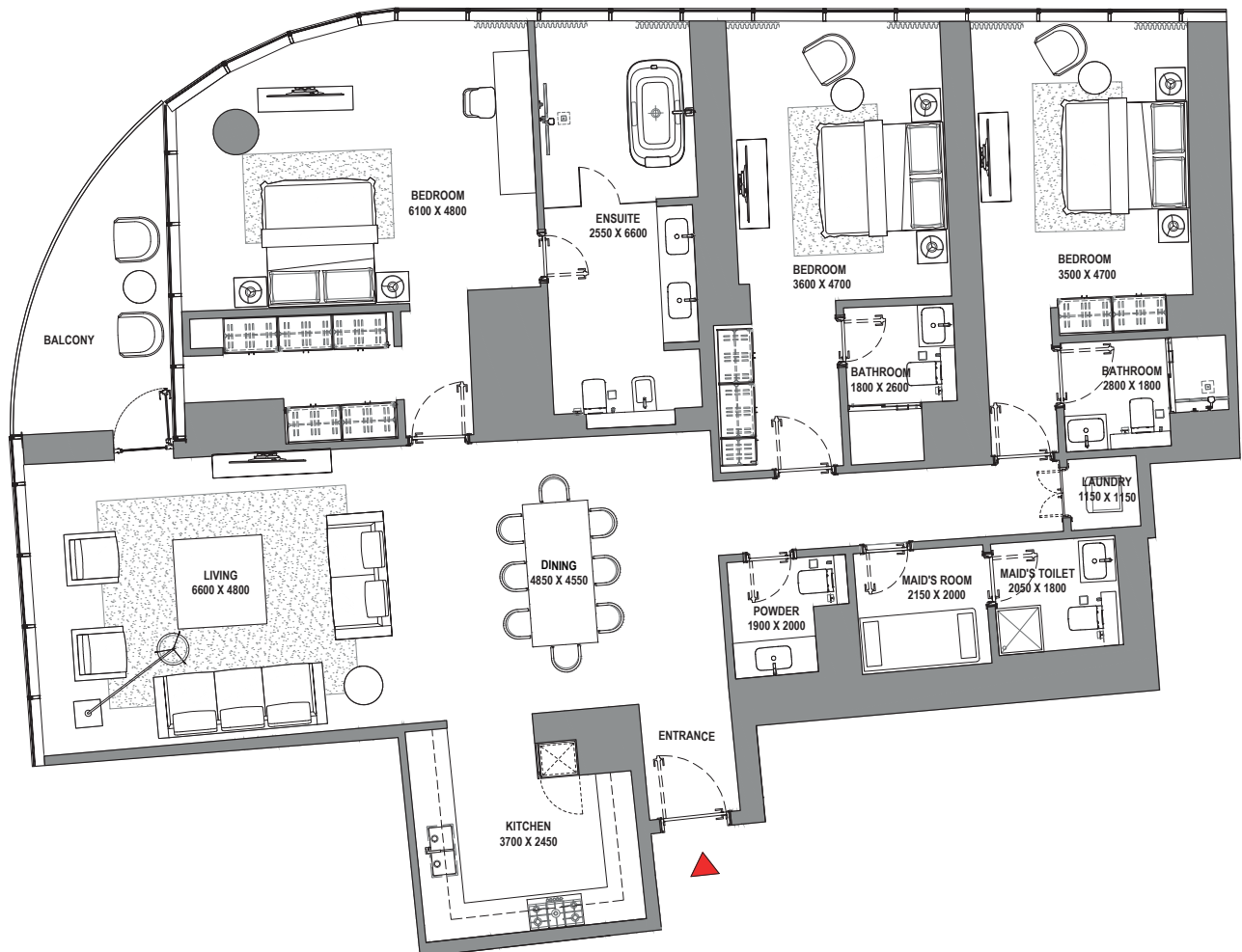

TYPE C (with maid room and powder room + balcony)

TOTAL SALEABLE AREA

SUITE = 2,446.31 SQ.FT.

BALCONY = 119.16 SQ.FT.

TOTAL = 2,565.47 SQ.FT.



List of unit numbers with this unit plan:

VIEWS

Palm Jumeirah, Harbour, Sea, Skydive
4004

Disclaimer: 1. All dimensions are in metric, measured to wall finishes. 2. All materials, dimensions & drawings are approximate. 3. Information is subject to change without notice, at developer's absolute discretion. 4. Actual area may vary from the stated area. 5. Drawing are not to scale. 6. All images used are for illustrative purpose only and do not represent the actual size, features, specifications, fittings and furnishings. 7. The developer reserves the right to make revisions/ alterations, at its absolute discretion, without any liability whatsoever.

1 BEDROOM APARTMENT

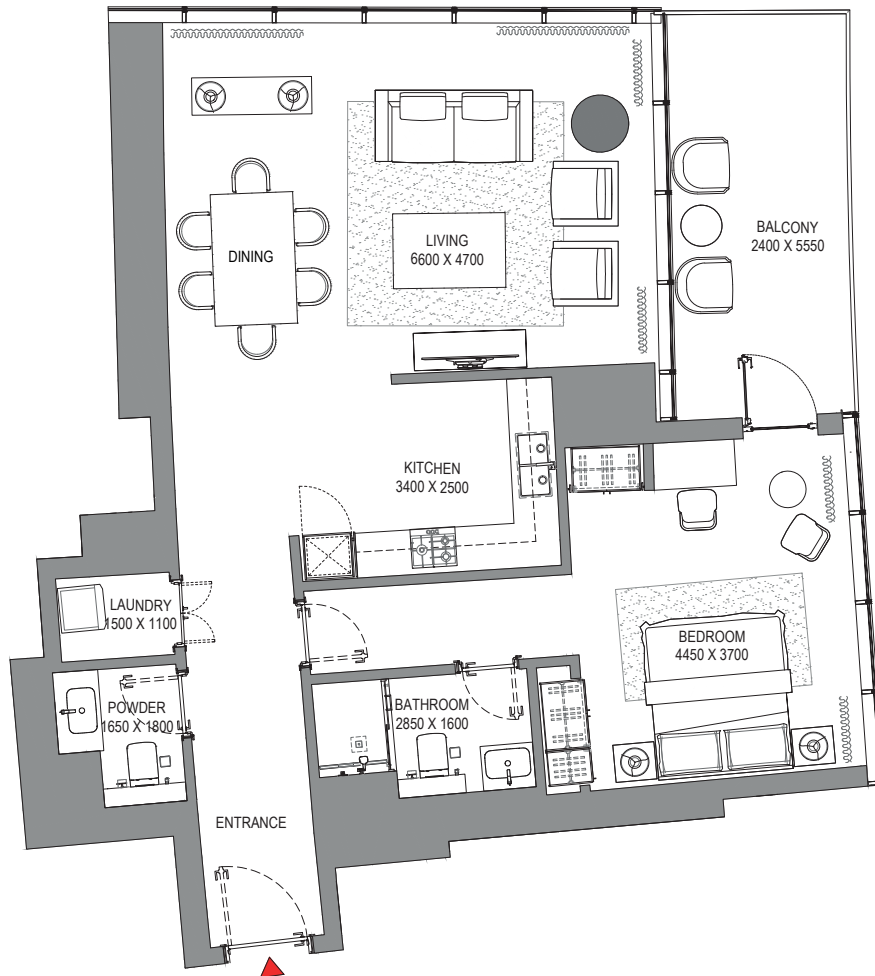
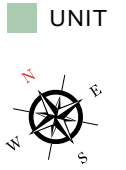
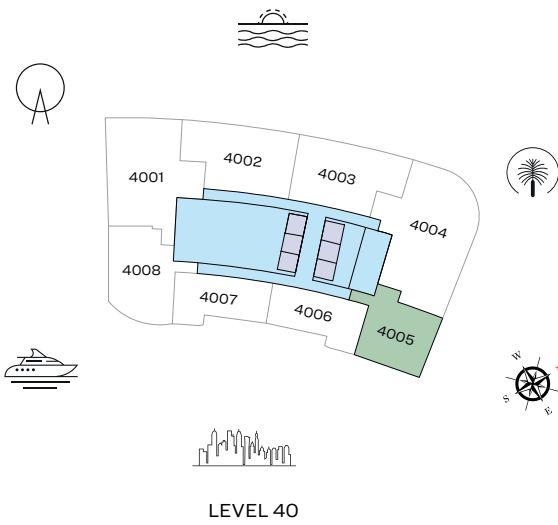
TYPE C (with powder room + balcony)

TOTAL SALEABLE AREA

SUITE = 1,008.15 SQ.FT.

BALCONY = 147.90 SQ.FT.

TOTAL = 1,156.05 SQ.FT.



List of unit numbers with this unit plan:

VIEWS

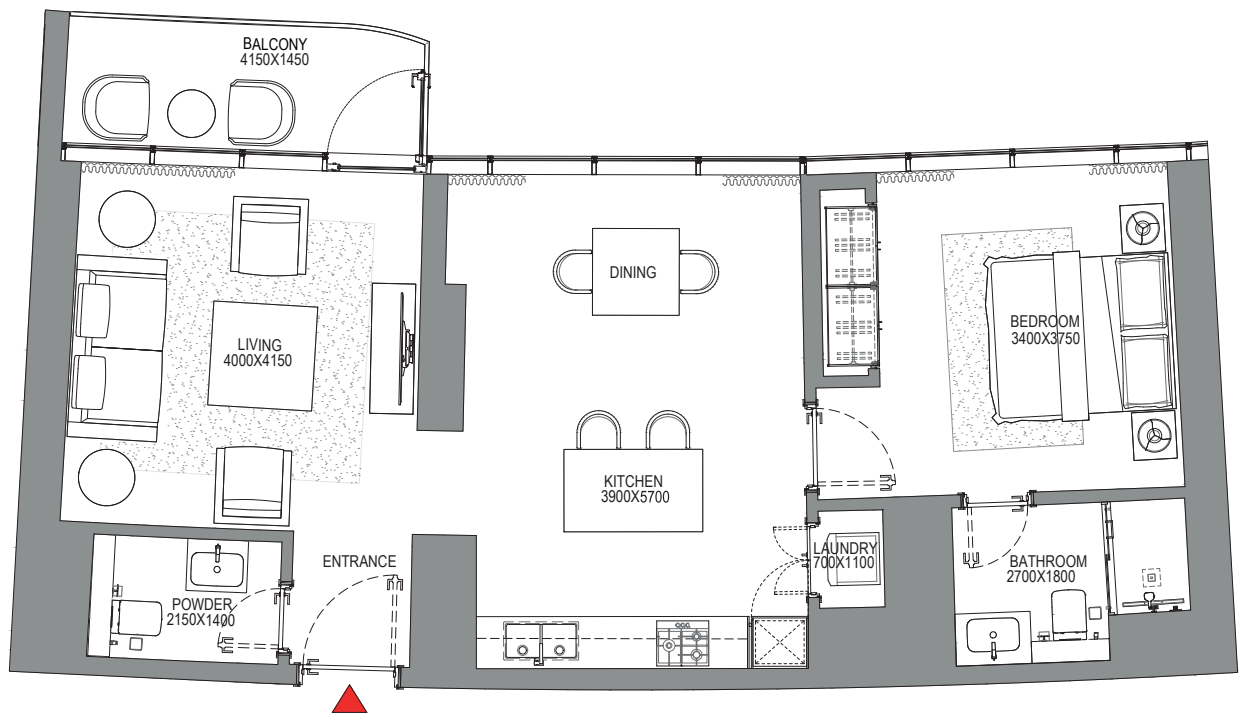
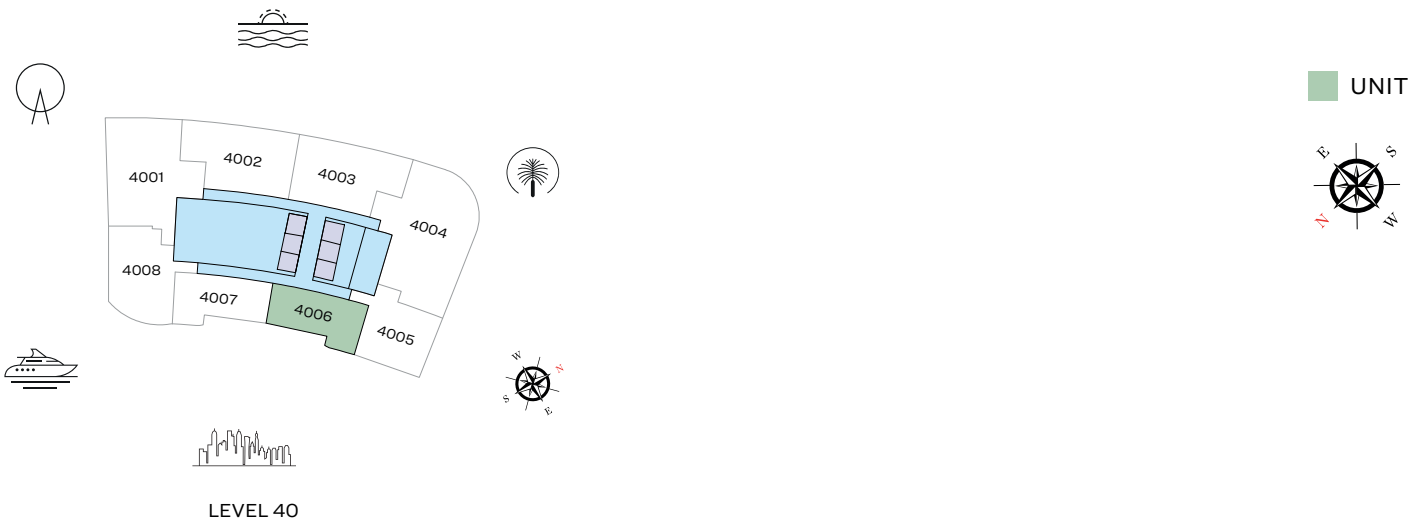
Marina, Marina Skyline
4005

Disclaimer: 1. All dimensions are in metric, measured to wall finishes. 2. All materials, dimensions & drawings are approximate. 3. Information is subject to change without notice, at developer's absolute discretion. 4. Actual area may vary from the stated area. 5. Drawing are not to scale. 6. All images used are for illustrative purpose only and do not represent the actual size, features, specifications, fittings and furnishings. 7. The developer reserves the right to make revisions/ alterations, at its absolute discretion, without any liability whatsoever.

1 BEDROOM APARTMENT
TYPE A (with powder room + balcony)

TOTAL SALEABLE AREA

SUITE = 815.15 SQ.FT.
 BALCONY = 70.72 SQ.FT.
 TOTAL = 885.87 SQ.FT.



List of unit numbers with this unit plan:

VIEWS

Marina, Marina Skyline
 4006

Disclaimer: 1. All dimensions are in metric, measured to wall finishes. 2. All materials, dimensions & drawings are approximate. 3. Information is subject to change without notice, at developer's absolute discretion. 4. Actual area may vary from the stated area. 5. Drawing are not to scale. 6. All images used are for illustrative purpose only and do not represent the actual size, features, specifications, fittings and furnishings. 7. The developer reserves the right to make revisions/ alterations, at its absolute discretion, without any liability whatsoever.

1 BEDROOM APARTMENT

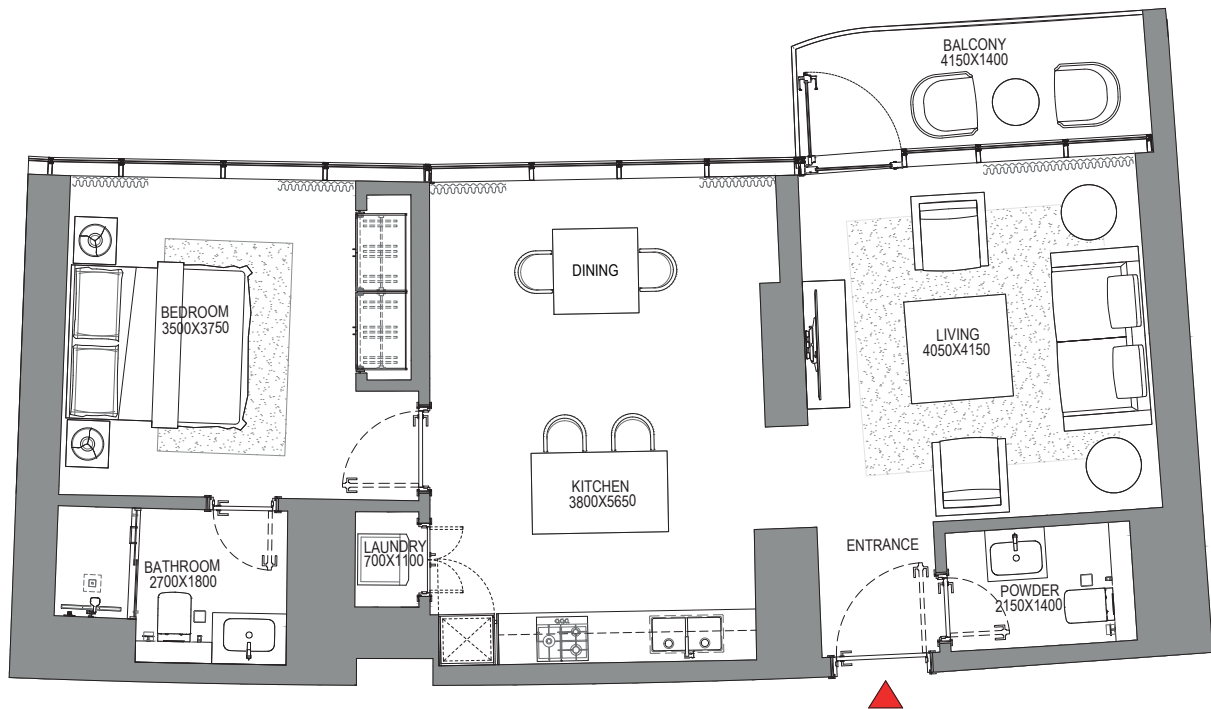
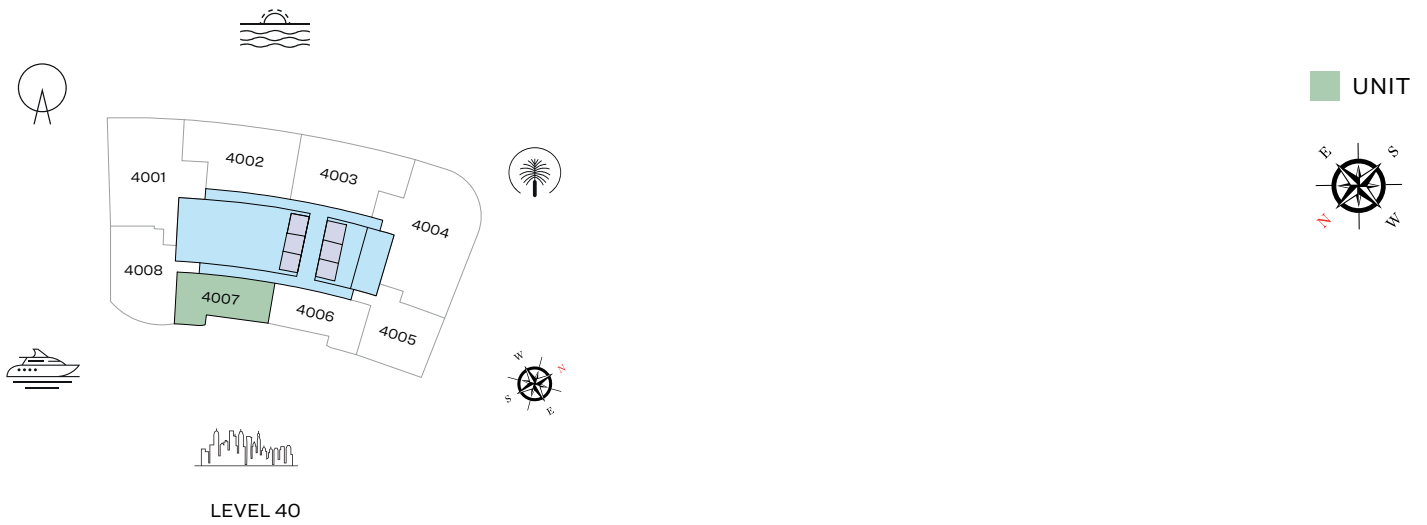
TYPE B (with powder room + balcony)

TOTAL SALEABLE AREA

SUITE = 813.43 SQ.FT.

BALCONY = 68.46 SQ.FT.

TOTAL = 881.89 SQ.FT.



List of unit numbers with this unit plan:

VIEWS

Marina, Marina Skyline
4007

Disclaimer: 1. All dimensions are in metric, measured to wall finishes. 2. All materials, dimensions & drawings are approximate. 3. Information is subject to change without notice, at developer's absolute discretion. 4. Actual area may vary from the stated area. 5. Drawing are not to scale. 6. All images used are for illustrative purpose only and do not represent the actual size, features, specifications, fittings and furnishings. 7. The developer reserves the right to make revisions/ alterations, at its absolute discretion, without any liability whatsoever.

2 BEDROOM APARTMENT

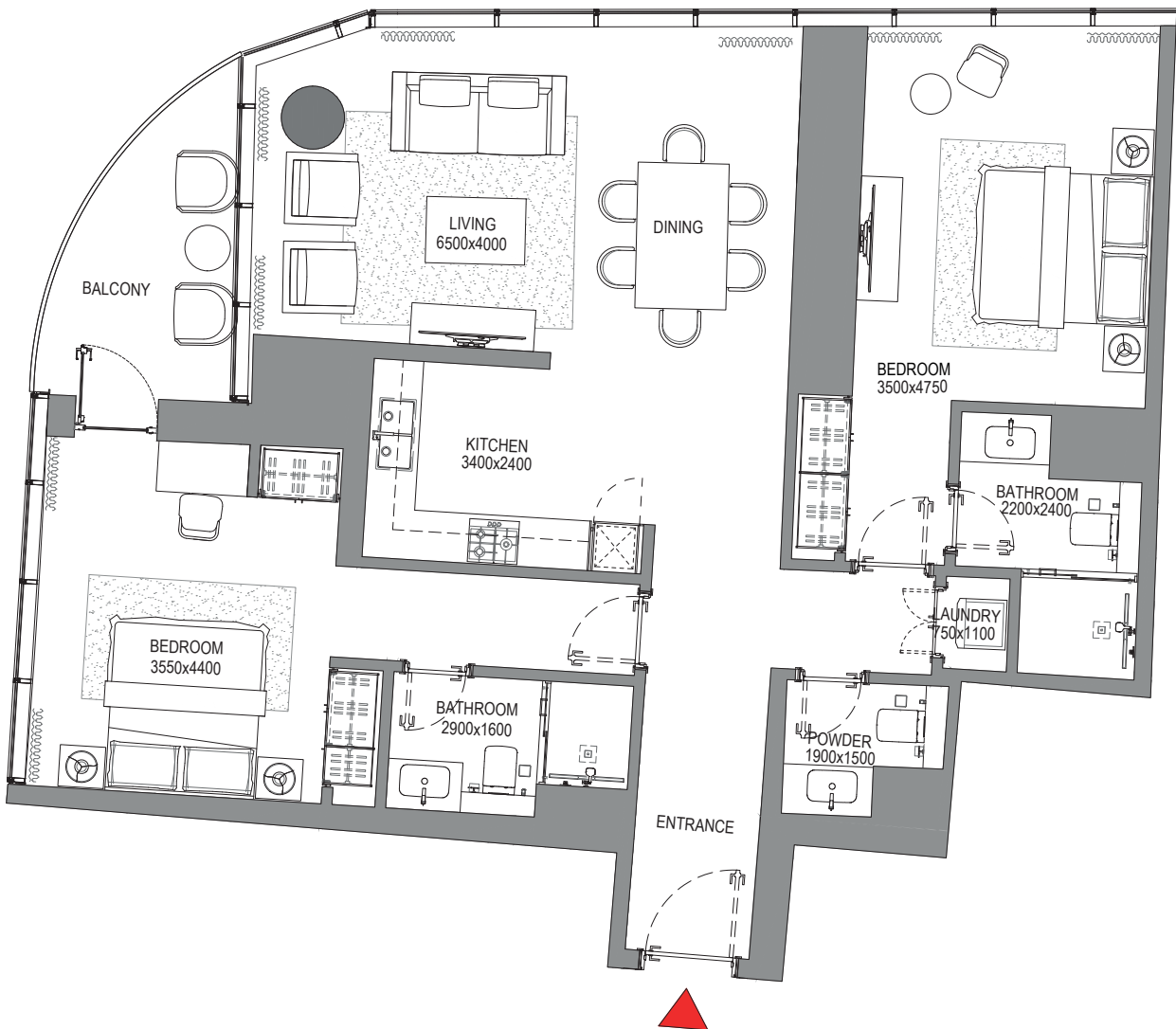
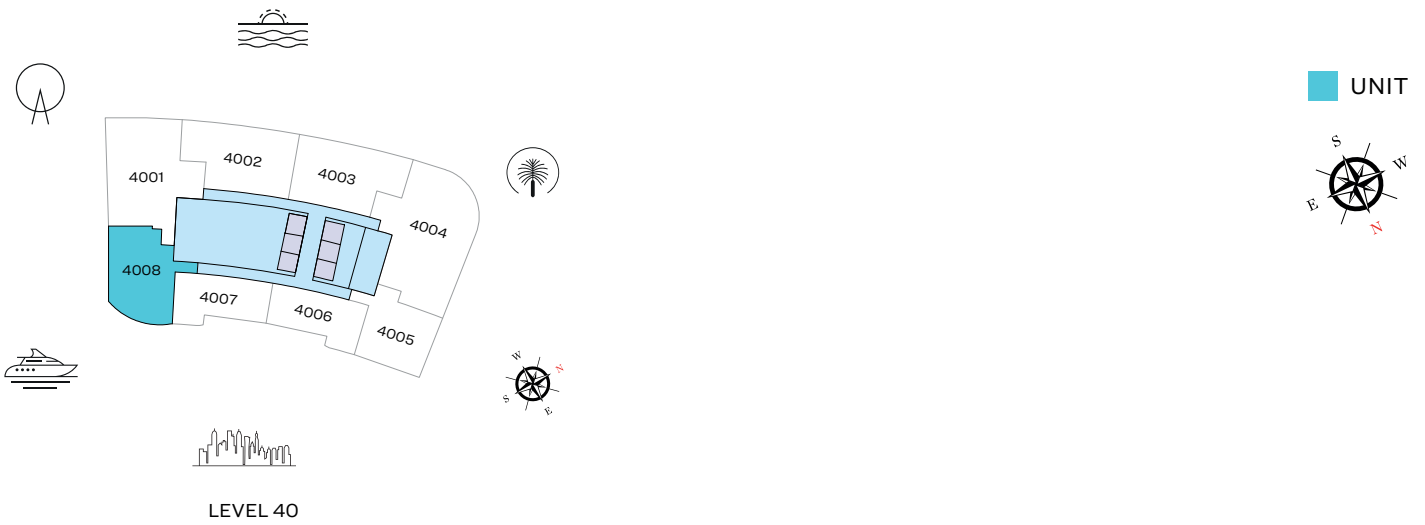
TYPE D (with powder room + balcony)

TOTAL SALEABLE AREA

SUITE = 1,275.52 SQ.FT.

BALCONY = 83.31 SQ.FT.

TOTAL = 1,358.83 SQ.FT.



List of unit numbers with this unit plan:

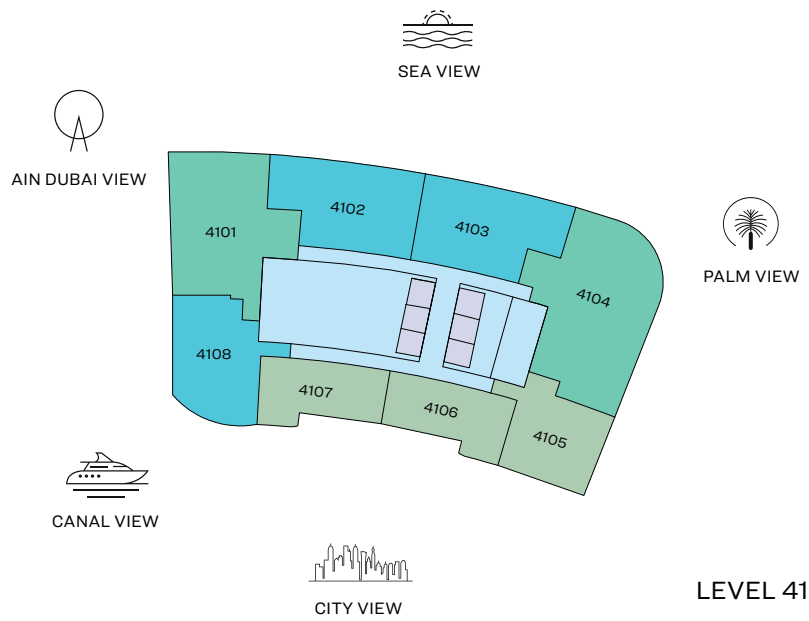
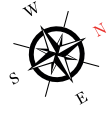
VIEWS

Blue waters, Ain Dubai, JBR Beach, Marina, Sea
4008

Disclaimer: 1. All dimensions are in metric, measured to wall finishes. 2. All materials, dimensions & drawings are approximate. 3. Information is subject to change without notice, at developer's absolute discretion. 4. Actual area may vary from the stated area. 5. Drawing are not to scale. 6. All images used are for illustrative purpose only and do not represent the actual size, features, specifications, fittings and furnishings. 7. The developer reserves the right to make revisions/ alterations, at its absolute discretion, without any liability whatsoever.

FLOOR PLAN LAYOUT

TOWER A



- 1 BED UNIT
- 2 BED UNIT
- 3 BED UNIT
- LOBBIES, CORRIDORS & STAIRS
- LIFTS

Disclaimer: 1. All dimensions are in metric, measured to wall finishes. 2. All materials, dimensions & drawings are approximate. 3. Information is subject to change without notice, at developer's absolute discretion. 4. Actual area may vary from the stated area. 5. Drawing are not to scale. 6. All images used are for illustrative purpose only and do not represent the actual size, features, specifications, fittings and furnishings. 7. The developer reserves the right to make revisions/ alterations, at its absolute discretion, without any liability whatsoever.

3 BEDROOM APARTMENT

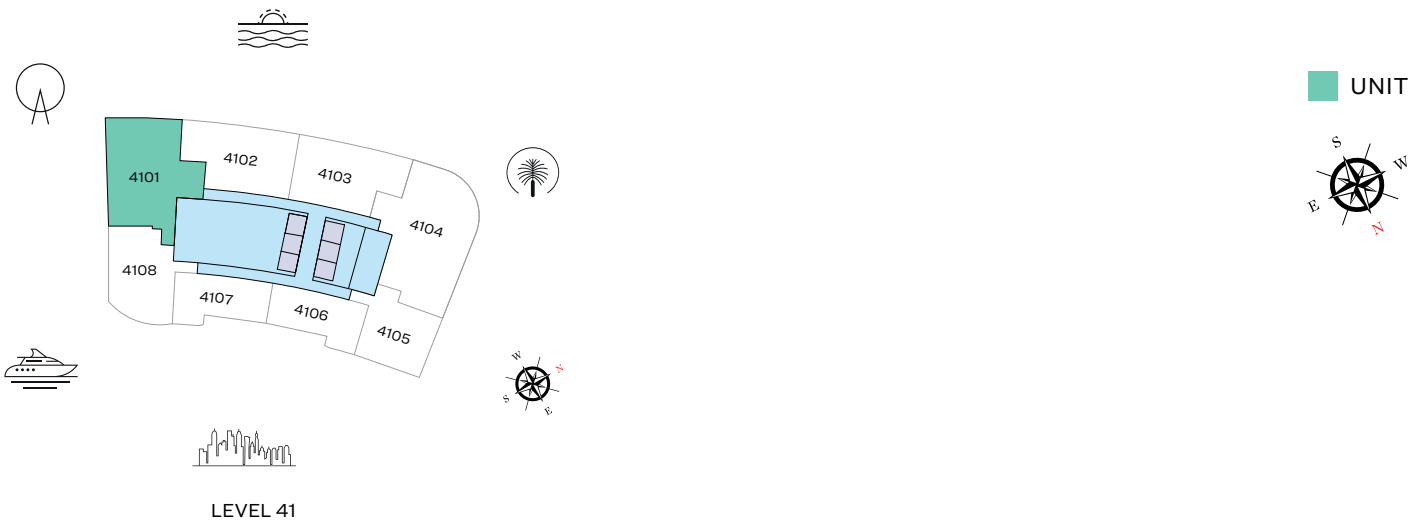
TYPE A (with maid room and powder room + balcony)

TOTAL SALEABLE AREA

SUITE = 1,996.71 SQ.FT.

BALCONY = 203.65 SQ.FT.

TOTAL = 2,200.36 SQ.FT.



List of unit numbers with this unit plan:

VIEWS

Blue waters, Ain Dubai, Palm Jumeirah, Harbour, JBR Beach, Marina, Sea, Marina Skyline, Skydive 4101

Disclaimer: 1. All dimensions are in metric, measured to wall finishes. 2. All materials, dimensions & drawings are approximate. 3. Information is subject to change without notice, at developer's absolute discretion. 4. Actual area may vary from the stated area. 5. Drawing are not to scale. 6. All images used are for illustrative purpose only and do not represent the actual size, features, specifications, fittings and furnishings. 7. The developer reserves the right to make revisions/ alterations, at its absolute discretion, without any liability whatsoever.

3 BEDROOM APARTMENT

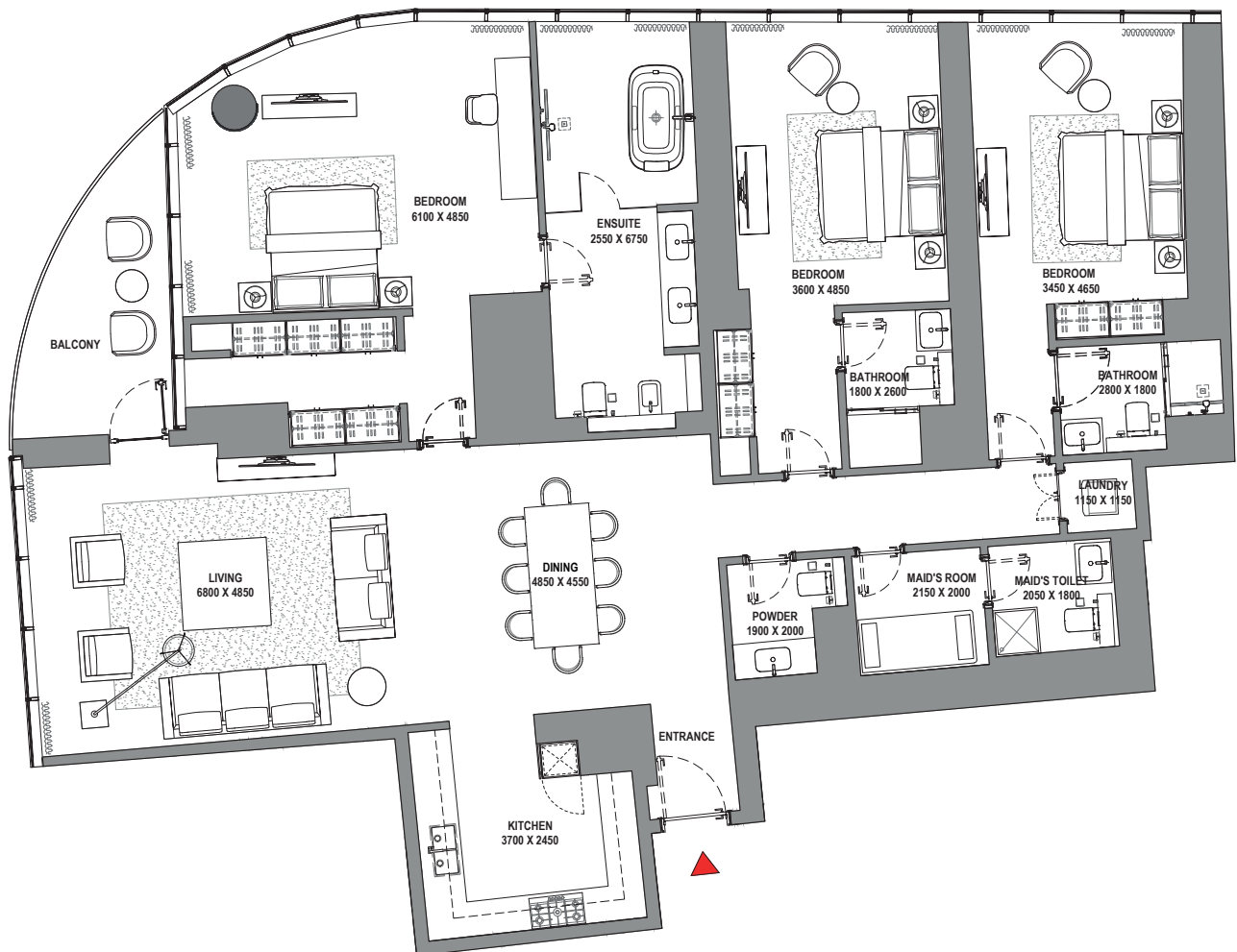

TYPE C (with maid room and powder room + balcony)

TOTAL SALEABLE AREA

SUITE = 2,466.44 SQ.FT.

BALCONY = 120.88 SQ.FT.

TOTAL = 2,587.32 SQ.FT.



List of unit numbers with this unit plan:

VIEWS

Palm Jumeirah, Harbour, Sea, Skydive
4104

Disclaimer: 1. All dimensions are in metric, measured to wall finishes. 2. All materials, dimensions & drawings are approximate. 3. Information is subject to change without notice, at developer's absolute discretion. 4. Actual area may vary from the stated area. 5. Drawing are not to scale. 6. All images used are for illustrative purpose only and do not represent the actual size, features, specifications, fittings and furnishings. 7. The developer reserves the right to make revisions/ alterations, at its absolute discretion, without any liability whatsoever.

2 BEDROOM APARTMENT

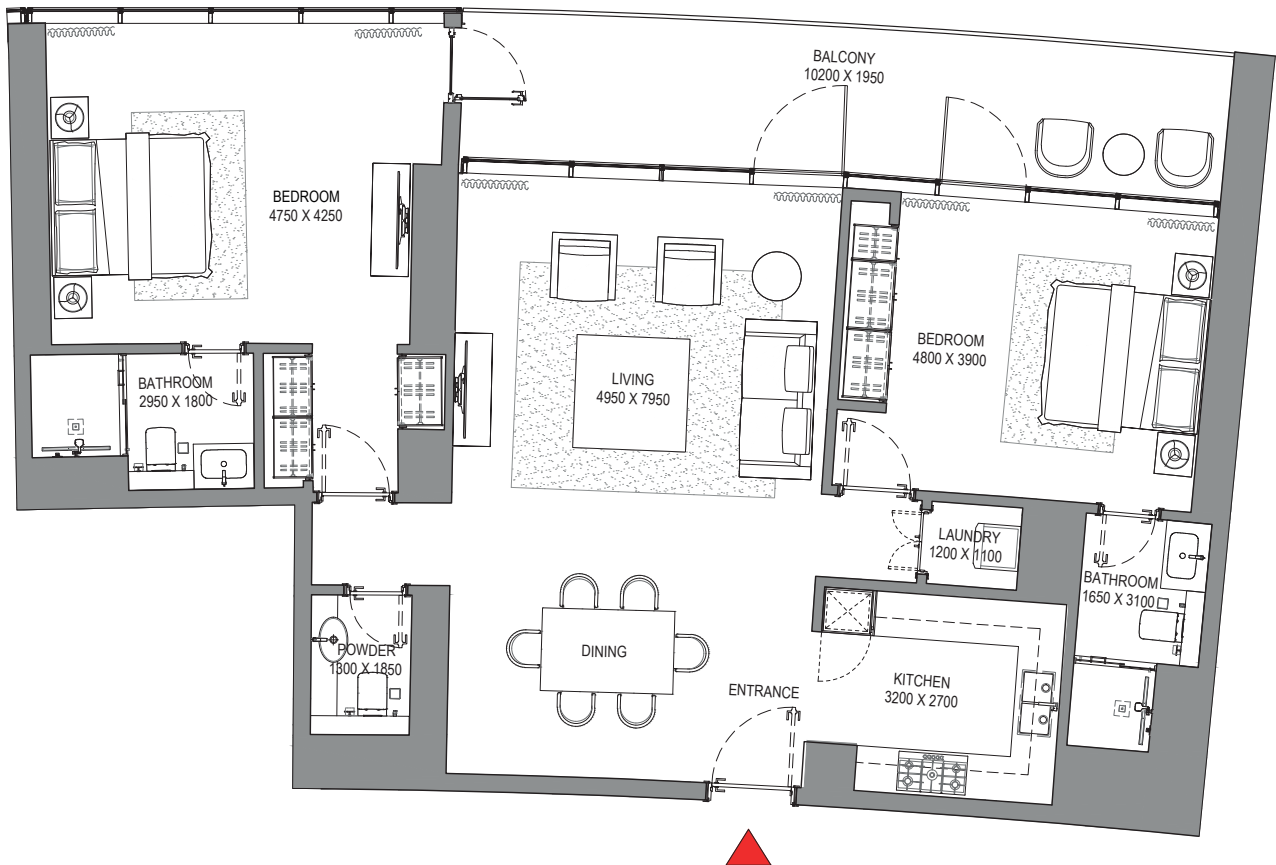
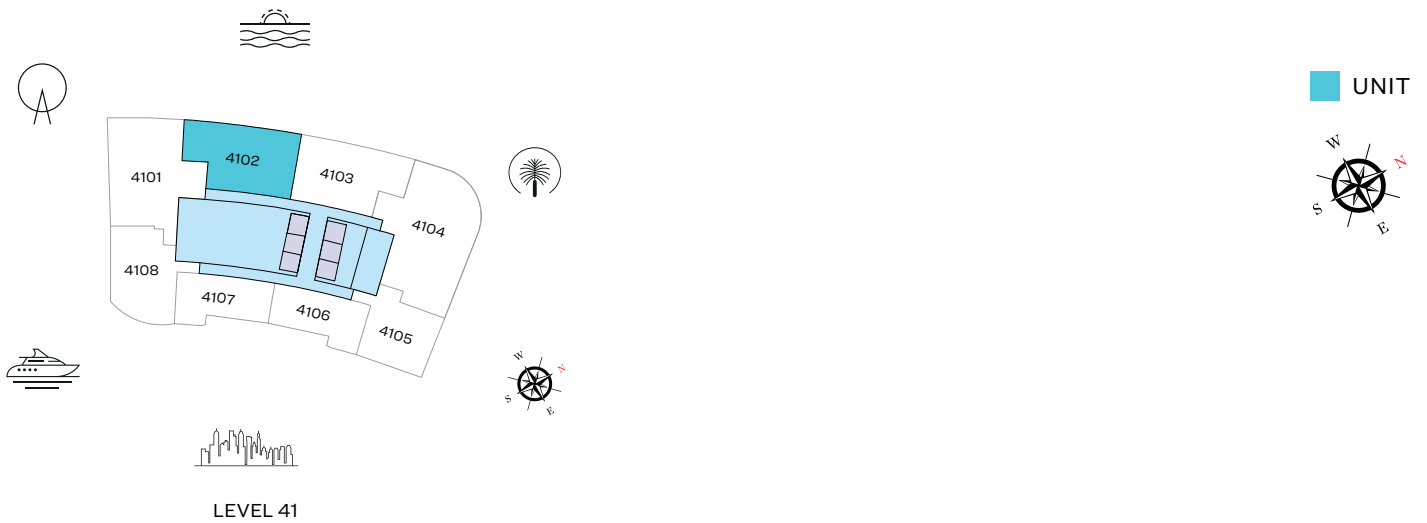
TYPE A (with powder room + balcony)

TOTAL SALEABLE AREA

SUITE = 1,333.54 SQ.FT.

BALCONY = 233.15 SQ.FT.

TOTAL = 1,566.69 SQ.FT.



List of unit numbers with this unit plan:

VIEWS

Blue waters, Ain Dubai, Palm Jumeirah, Harbour, Sea, Skydive
4102

Disclaimer: 1. All dimensions are in metric, measured to wall finishes. 2. All materials, dimensions & drawings are approximate. 3. Information is subject to change without notice, at developer's absolute discretion. 4. Actual area may vary from the stated area. 5. Drawing are not to scale. 6. All images used are for illustrative purpose only and do not represent the actual size, features, specifications, fittings and furnishings. 7. The developer reserves the right to make revisions/ alterations, at its absolute discretion, without any liability whatsoever.

2 BEDROOM APARTMENT

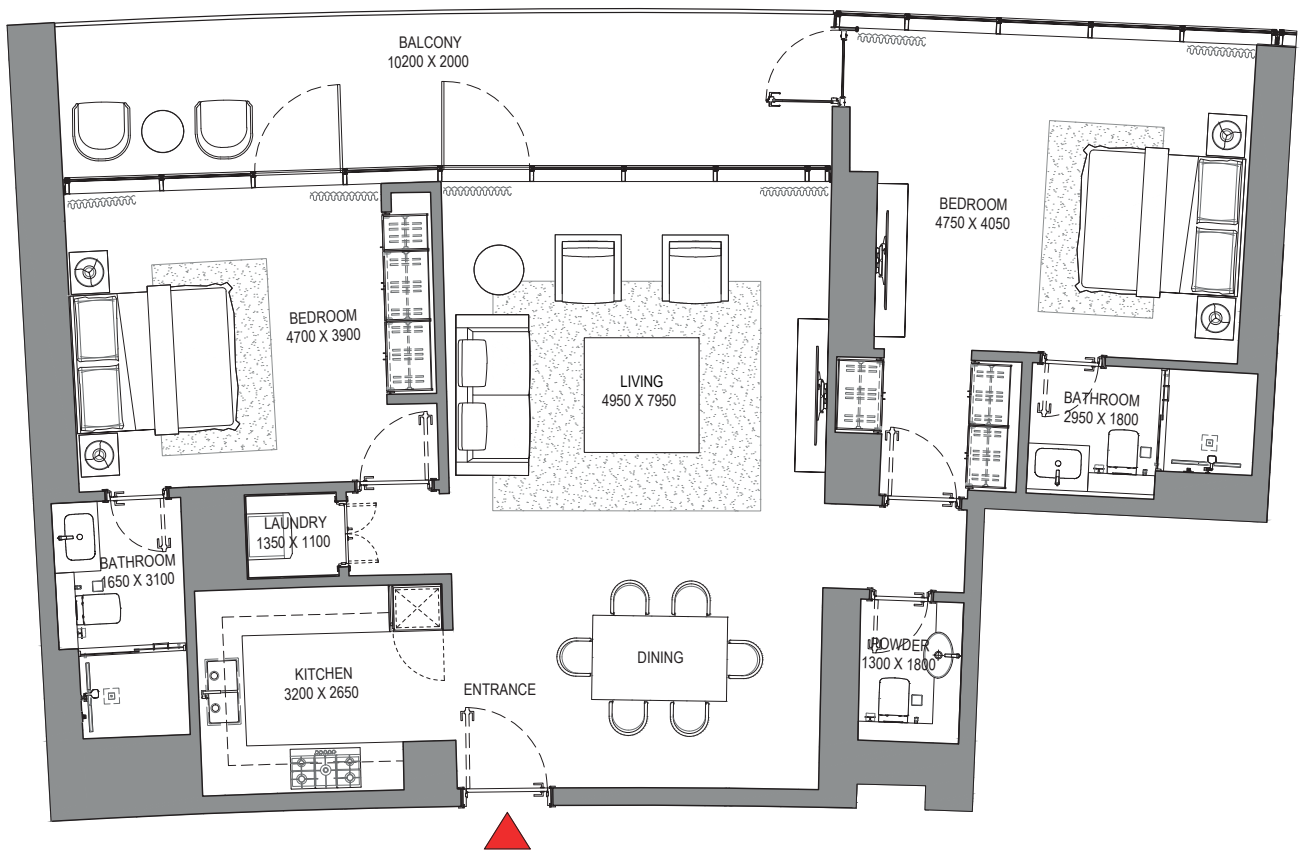
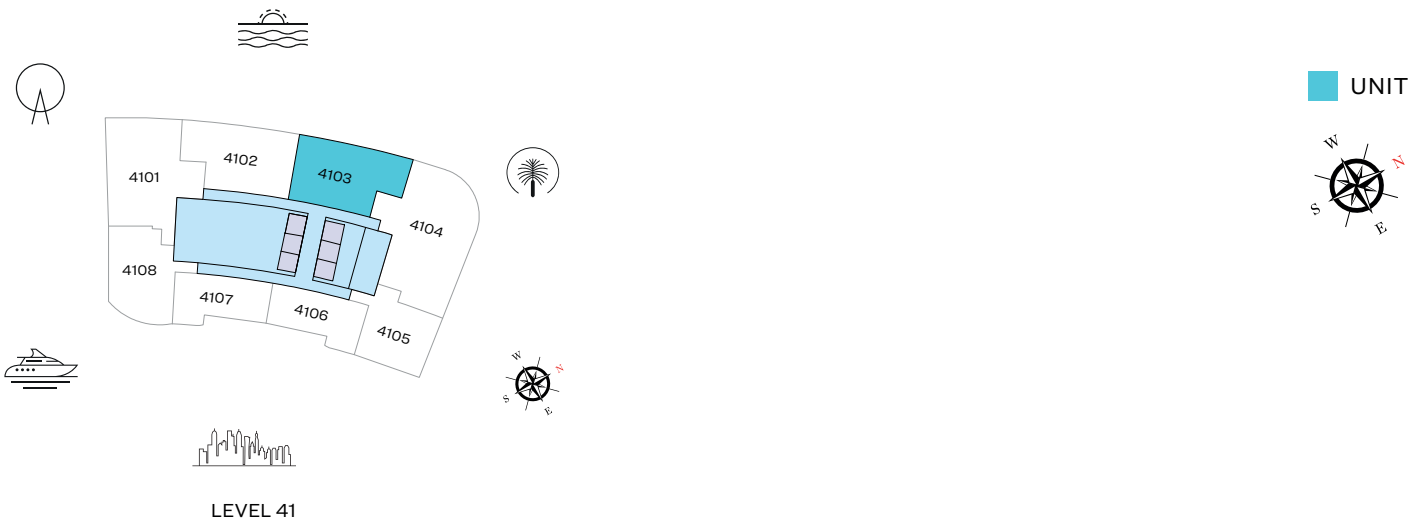
TYPE B (with powder room + balcony)

TOTAL SALEABLE AREA

SUITE = 1,316.21 SQ.FT.

BALCONY = 236.81 SQ.FT.

TOTAL = 1,553.02 SQ.FT.



List of unit numbers with this unit plan:

VIEWS

Palm Jumeirah, Harbour, Sea, Skydive
4103

Disclaimer: 1. All dimensions are in metric, measured to wall finishes. 2. All materials, dimensions & drawings are approximate. 3. Information is subject to change without notice, at developer's absolute discretion. 4. Actual area may vary from the stated area. 5. Drawing are not to scale. 6. All images used are for illustrative purpose only and do not represent the actual size, features, specifications, fittings and furnishings. 7. The developer reserves the right to make revisions/ alterations, at its absolute discretion, without any liability whatsoever.

2 BEDROOM APARTMENT

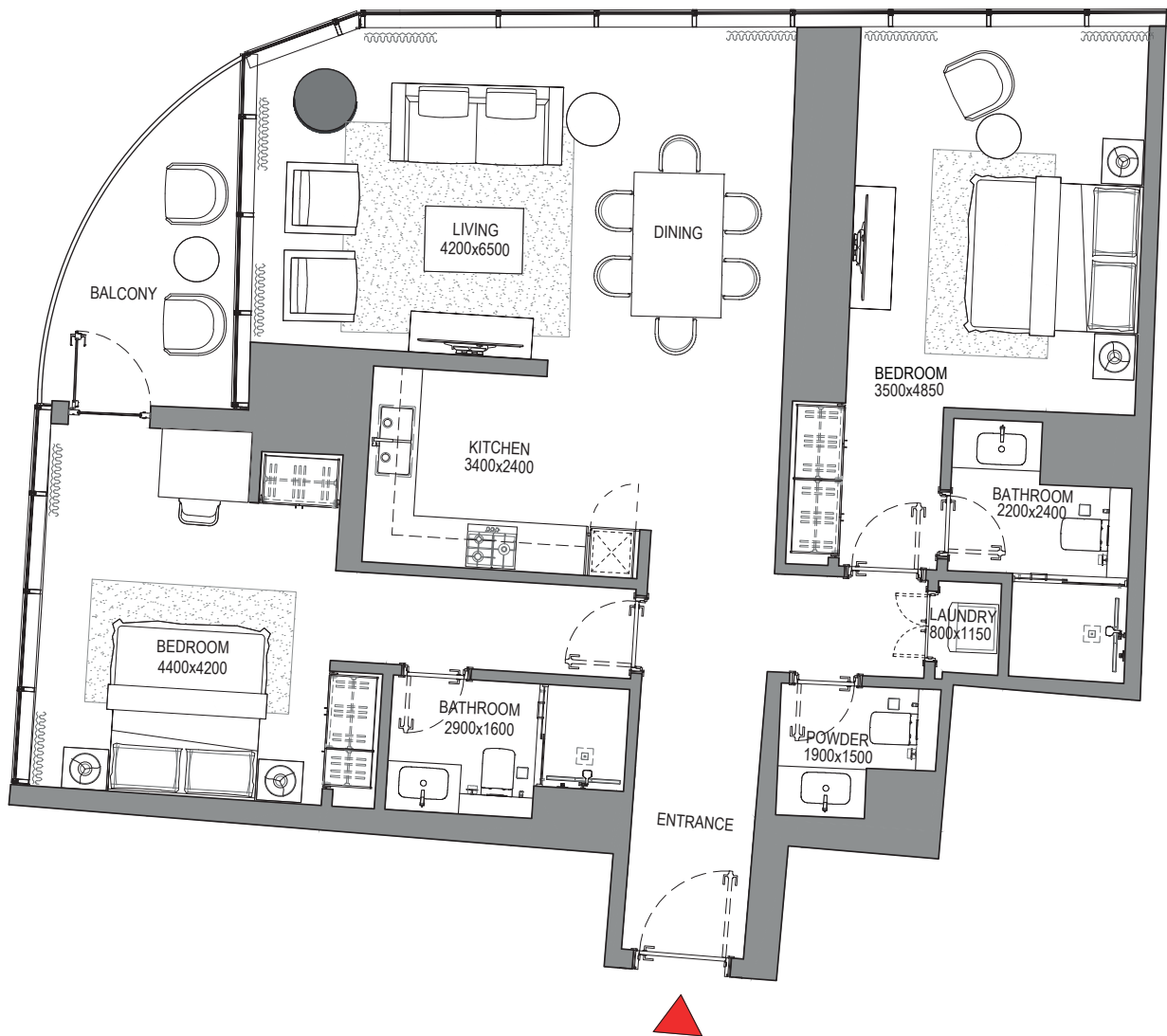
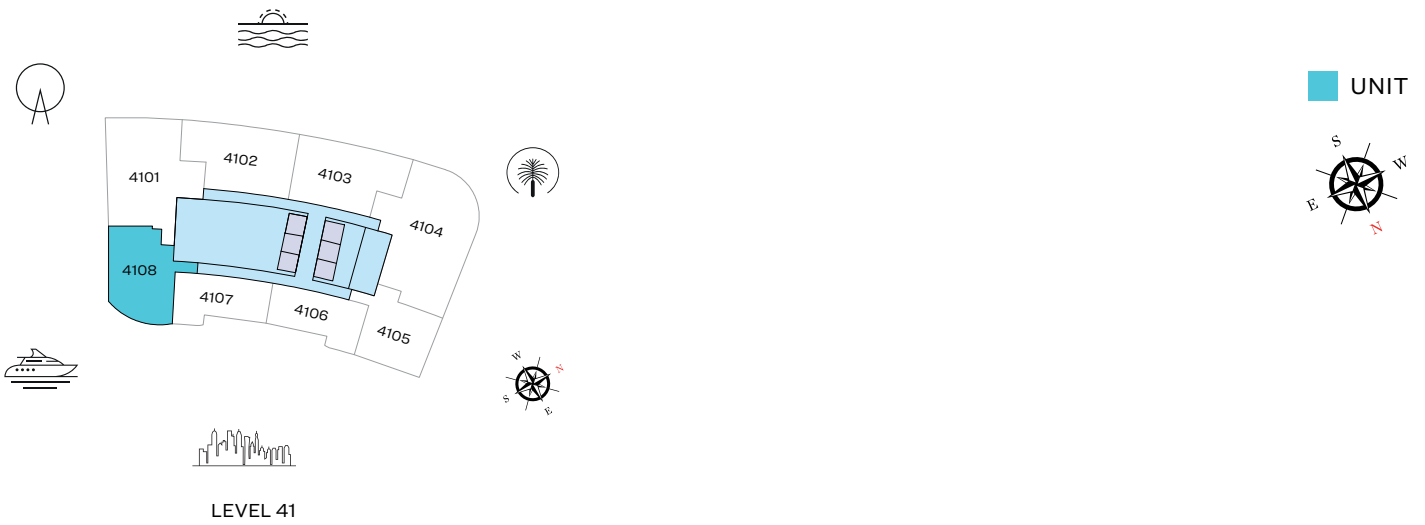
TYPE D (with powder room + balcony)

TOTAL SALEABLE AREA

SUITE = 1,284.03 SQ.FT.

BALCONY = 82.02 SQ.FT.

TOTAL = 1,366.05 SQ.FT.



List of unit numbers with this unit plan:

VIEWS

Blue waters, Ain Dubai, JBR Beach, Marina, Sea
4108

Disclaimer: 1. All dimensions are in metric, measured to wall finishes. 2. All materials, dimensions & drawings are approximate. 3. Information is subject to change without notice, at developer's absolute discretion. 4. Actual area may vary from the stated area. 5. Drawing are not to scale. 6. All images used are for illustrative purpose only and do not represent the actual size, features, specifications, fittings and furnishings. 7. The developer reserves the right to make revisions/ alterations, at its absolute discretion, without any liability whatsoever.

1 BEDROOM APARTMENT

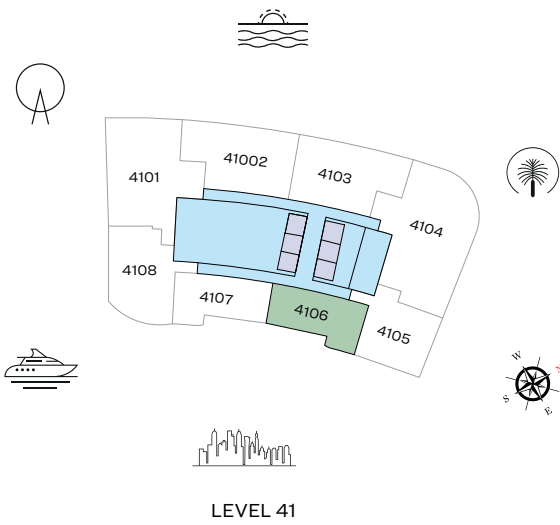
TYPE A (with powder room + balcony)

TOTAL SALEABLE AREA

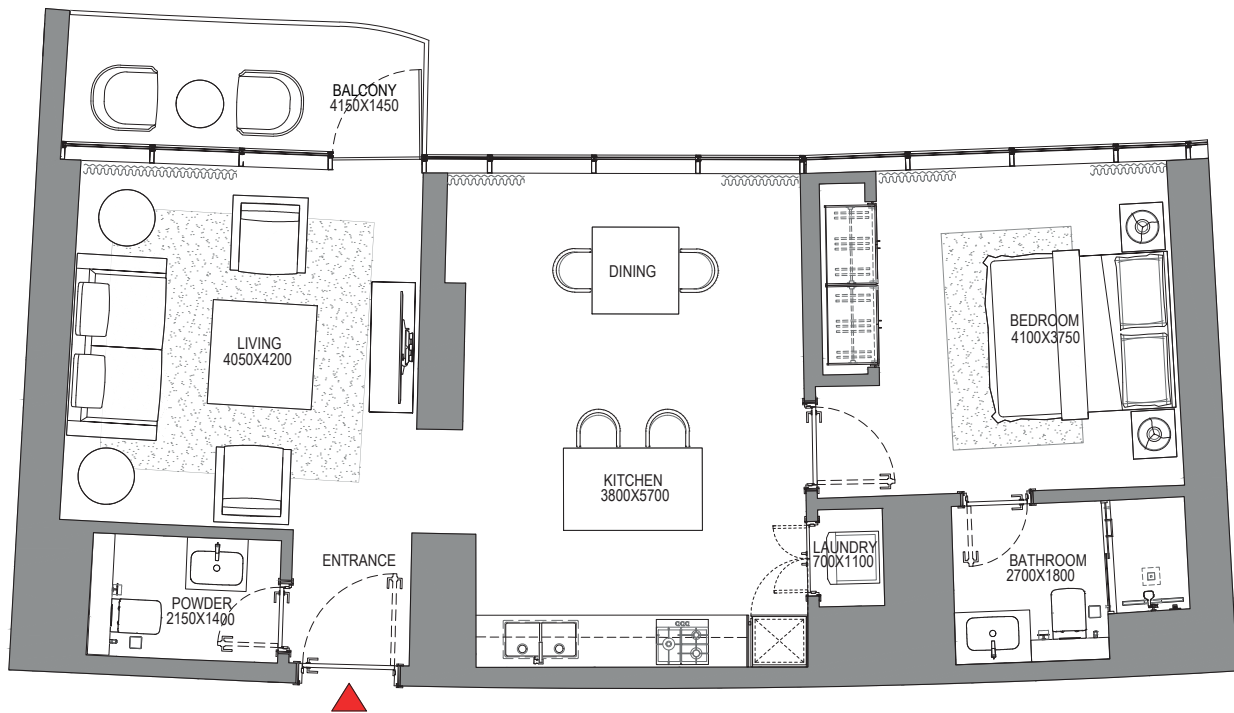
SUITE = 815.15 SQ.FT.

BALCONY = 70.72 SQ.FT.

TOTAL = 885.87 SQ.FT.



UNIT



List of unit numbers with this unit plan:

VIEWS

Marina, Marina Skyline
4106

Disclaimer: 1. All dimensions are in metric, measured to wall finishes. 2. All materials, dimensions & drawings are approximate. 3. Information is subject to change without notice, at developer's absolute discretion. 4. Actual area may vary from the stated area. 5. Drawing are not to scale. 6. All images used are for illustrative purpose only and do not represent the actual size, features, specifications, fittings and furnishings. 7. The developer reserves the right to make revisions/ alterations, at its absolute discretion, without any liability whatsoever.

1 BEDROOM APARTMENT

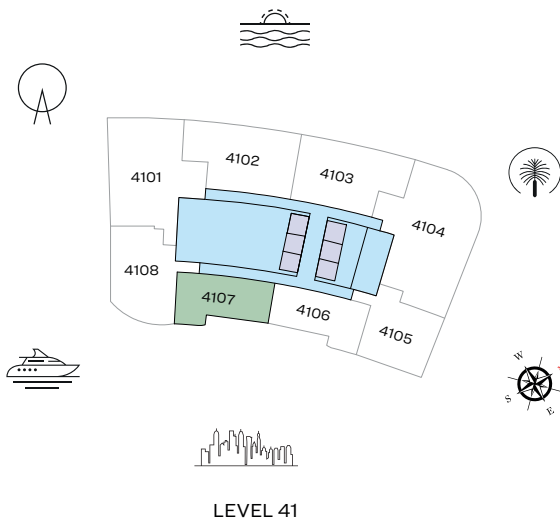
TYPE B (with powder room + balcony)

TOTAL SALEABLE AREA

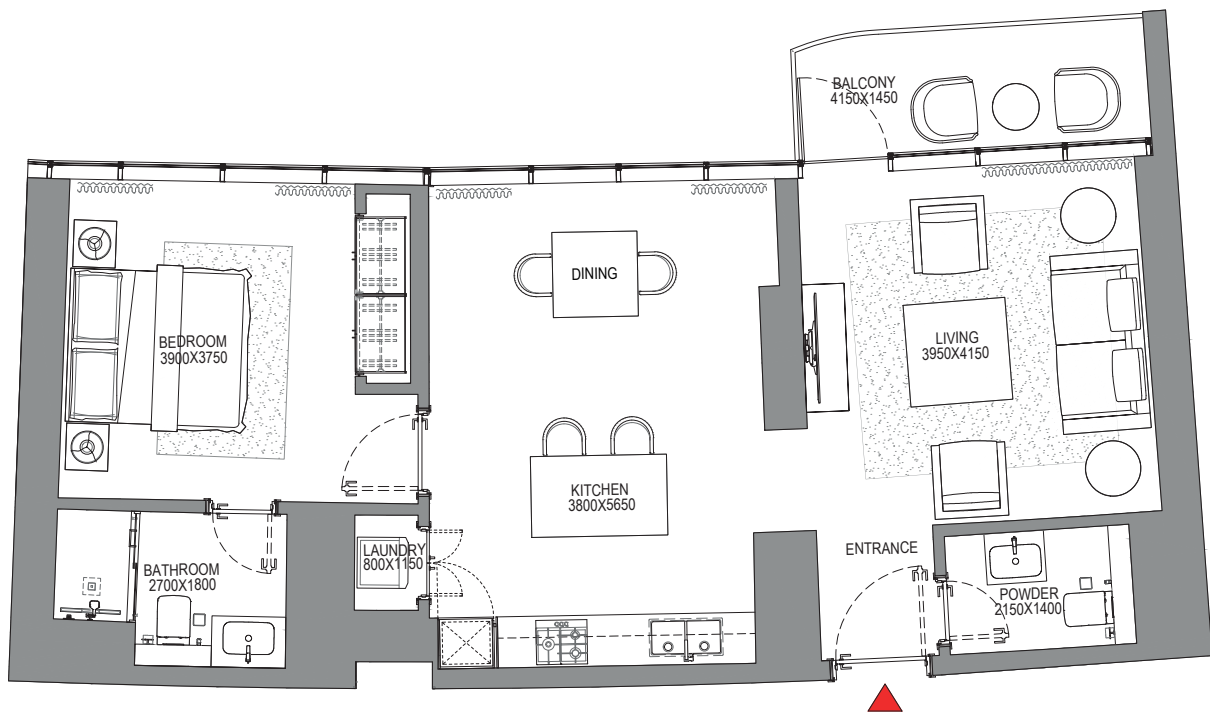
SUITE = 813.43 SQ.FT.

BALCONY = 68.57 SQ.FT.

TOTAL = 882.00 SQ.FT.



UNIT



List of unit numbers with this unit plan:

VIEWS

Marina, Marina Skyline
4107

Disclaimer: 1. All dimensions are in metric, measured to wall finishes. 2. All materials, dimensions & drawings are approximate. 3. Information is subject to change without notice, at developer's absolute discretion. 4. Actual area may vary from the stated area. 5. Drawing are not to scale. 6. All images used are for illustrative purpose only and do not represent the actual size, features, specifications, fittings and furnishings. 7. The developer reserves the right to make revisions/ alterations, at its absolute discretion, without any liability whatsoever.

1 BEDROOM APARTMENT

TYPE C (with powder room + balcony)

TOTAL SALEABLE AREA

SUITE = 1,012.24 SQ.FT.

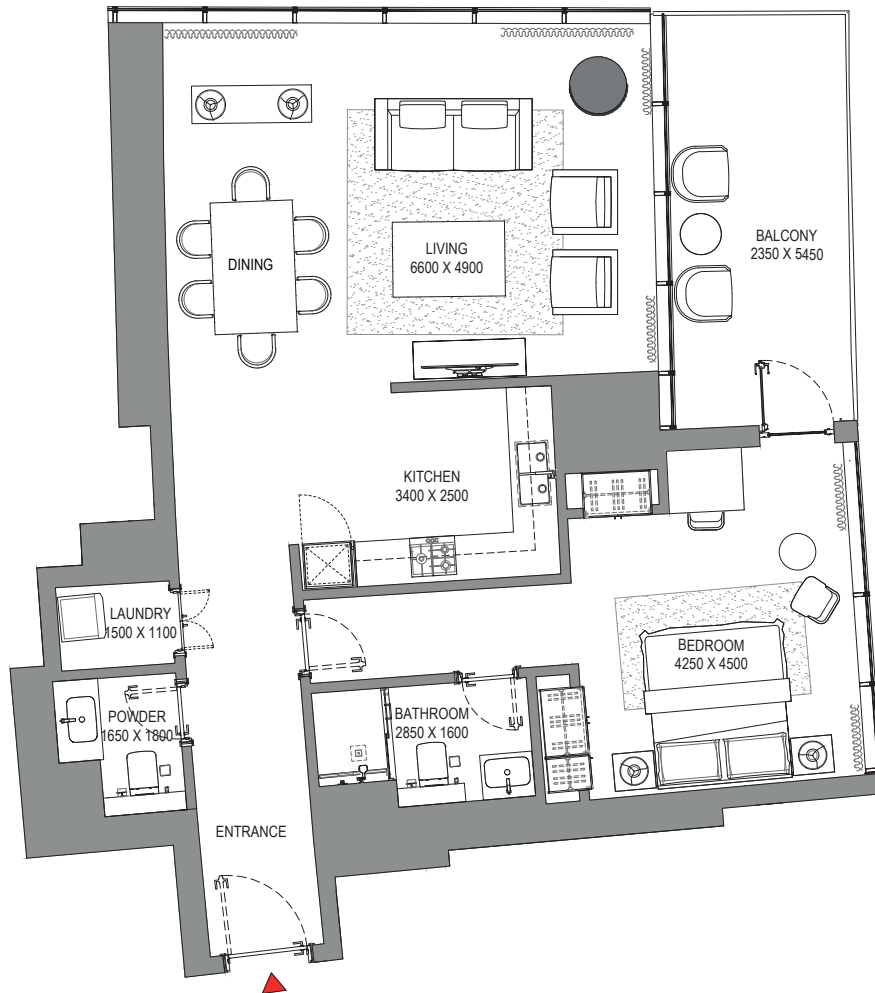
BALCONY = 147.9 SQ.FT.

TOTAL = 1,160.14 SQ.FT.



LEVEL 41

UNIT



List of unit numbers with this unit plan:

VIEWS

Marina, Marina Skyline

4105

Disclaimer: 1. All dimensions are in metric, measured to wall finishes. 2. All materials, dimensions & drawings are approximate. 3. Information is subject to change without notice, at developer's absolute discretion. 4. Actual area may vary from the stated area. 5. Drawing are not to scale. 6. All images used are for illustrative purpose only and do not represent the actual size, features, specifications, fittings and furnishings. 7. The developer reserves the right to make revisions/ alterations, at its absolute discretion, without any liability whatsoever.

FLOOR PLAN LAYOUT

TOWER A



- 1 BED UNIT
- 2 BED UNIT
- 3 BED UNIT
- LIFTS
- LOBBIES, CORRIDORS & STAIRS

Disclaimer: 1. All dimensions are in metric, measured to wall finishes. 2. All materials, dimensions & drawings are approximate. 3. Information is subject to change without notice, at developer's absolute discretion. 4. Actual area may vary from the stated area. 5. Drawing are not to scale. 6. All images used are for illustrative purpose only and do not represent the actual size, features, specifications, fittings and furnishings. 7. The developer reserves the right to make revisions/ alterations, at its absolute discretion, without any liability whatsoever.

3 BEDROOM APARTMENT

TYPE A (with maid room and powder room + balcony)

TOTAL SALEABLE AREA

SUITE = 2,020.82 SQ.FT.

BALCONY = 203.76 SQ.FT.

TOTAL = 2,224.58 SQ.FT.



LEVEL 42

UNIT



List of unit numbers with this unit plan:

VIEWS

Blue waters, Ain Dubai, Palm Jumeirah, Harbour, JBR Beach, Marina, Sea, Marina Skyline, Skydive
4201

Disclaimer: 1. All dimensions are in metric, measured to wall finishes. 2. All materials, dimensions & drawings are approximate. 3. Information is subject to change without notice, at developer's absolute discretion. 4. Actual area may vary from the stated area. 5. Drawing are not to scale. 6. All images used are for illustrative purpose only and do not represent the actual size, features, specifications, fittings and furnishings. 7. The developer reserves the right to make revisions/ alterations, at its absolute discretion, without any liability whatsoever.

3 BEDROOM APARTMENT

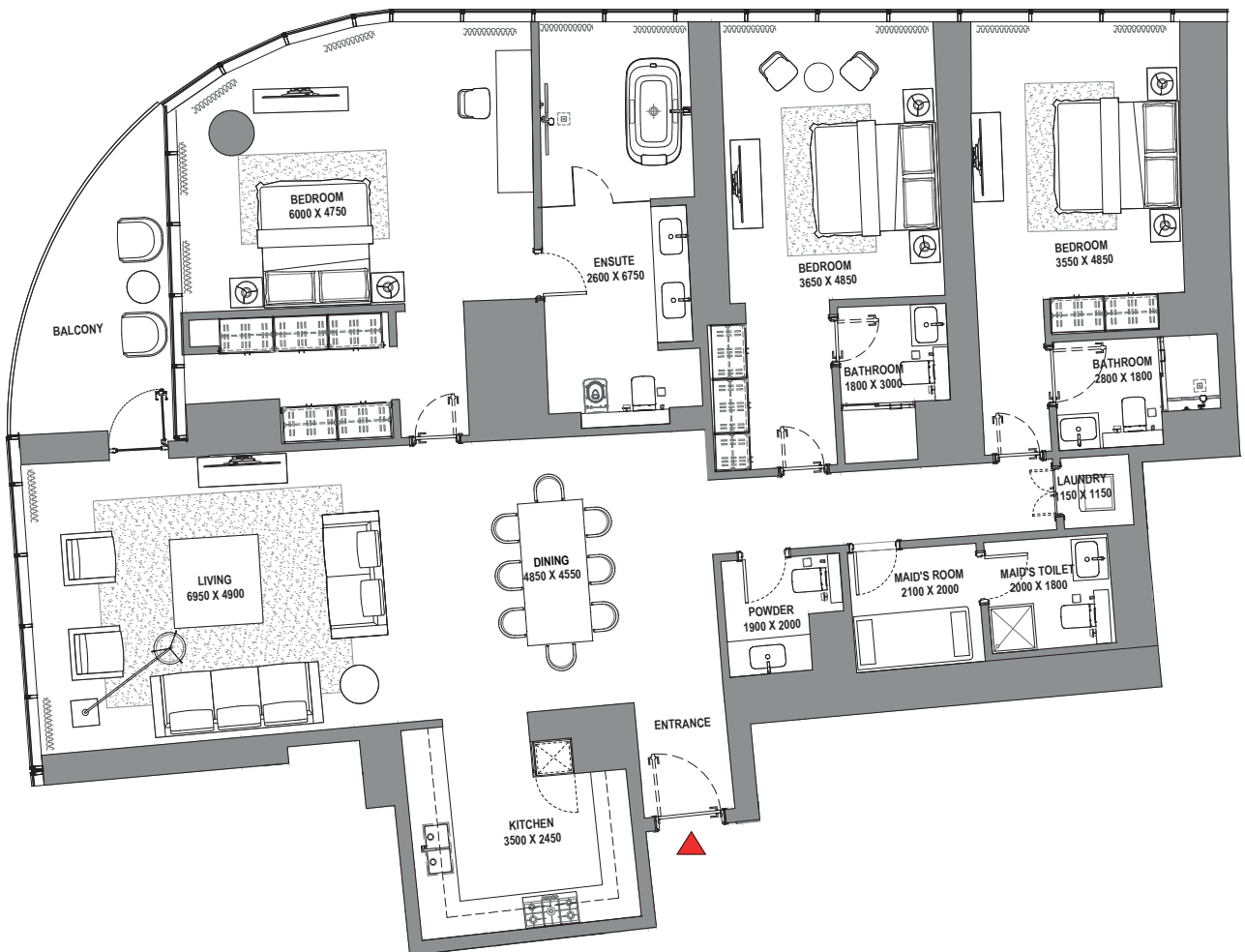

TYPE C (with maid room and powder room + balcony)

TOTAL SALEABLE AREA

SUITE = 2,484.53 SQ.FT.

BALCONY = 128.09 SQ.FT.

TOTAL = 2,612.62 SQ.FT.



List of unit numbers with this unit plan:

VIEWS

Palm Jumeirah, Harbour, Sea, Skydive
4204

Disclaimer: 1. All dimensions are in metric, measured to wall finishes. 2. All materials, dimensions & drawings are approximate. 3. Information is subject to change without notice, at developer's absolute discretion. 4. Actual area may vary from the stated area. 5. Drawing are not to scale. 6. All images used are for illustrative purpose only and do not represent the actual size, features, specifications, fittings and furnishings. 7. The developer reserves the right to make revisions/ alterations, at its absolute discretion, without any liability whatsoever.

2 BEDROOM APARTMENT

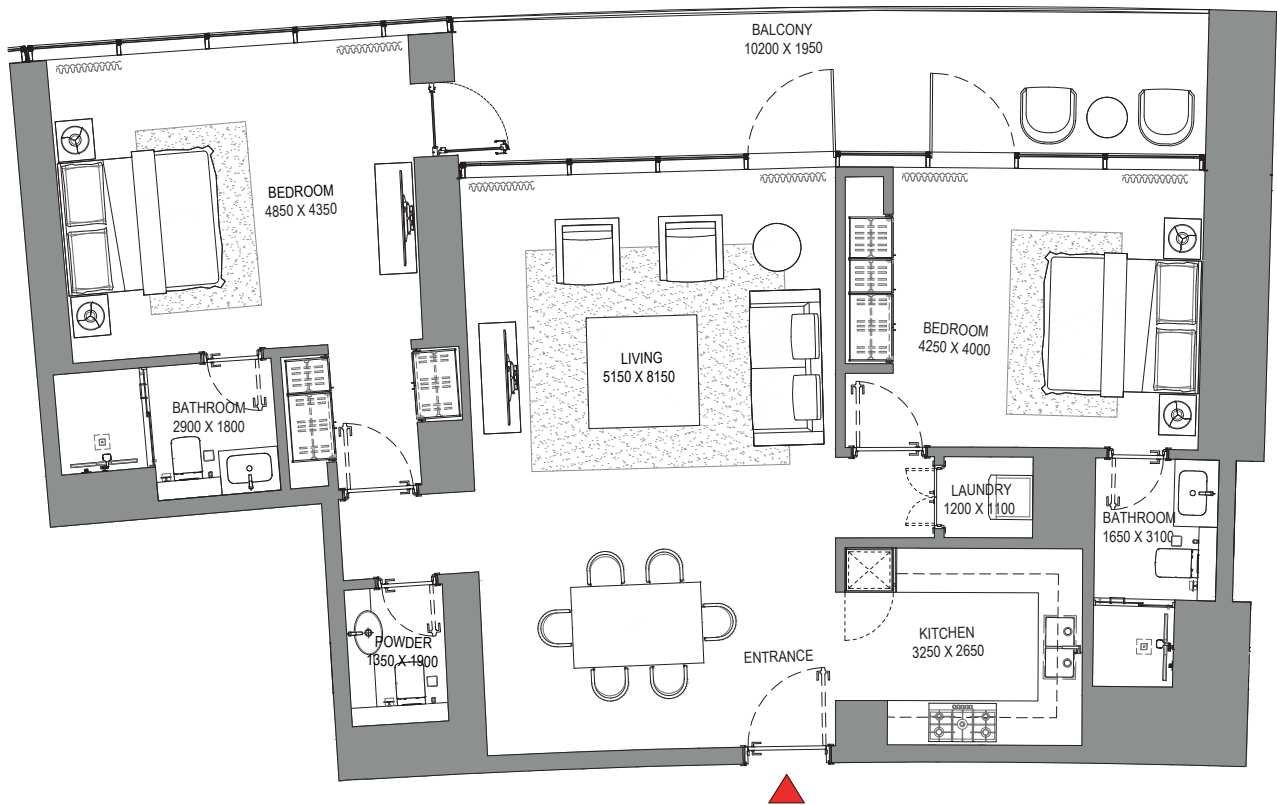
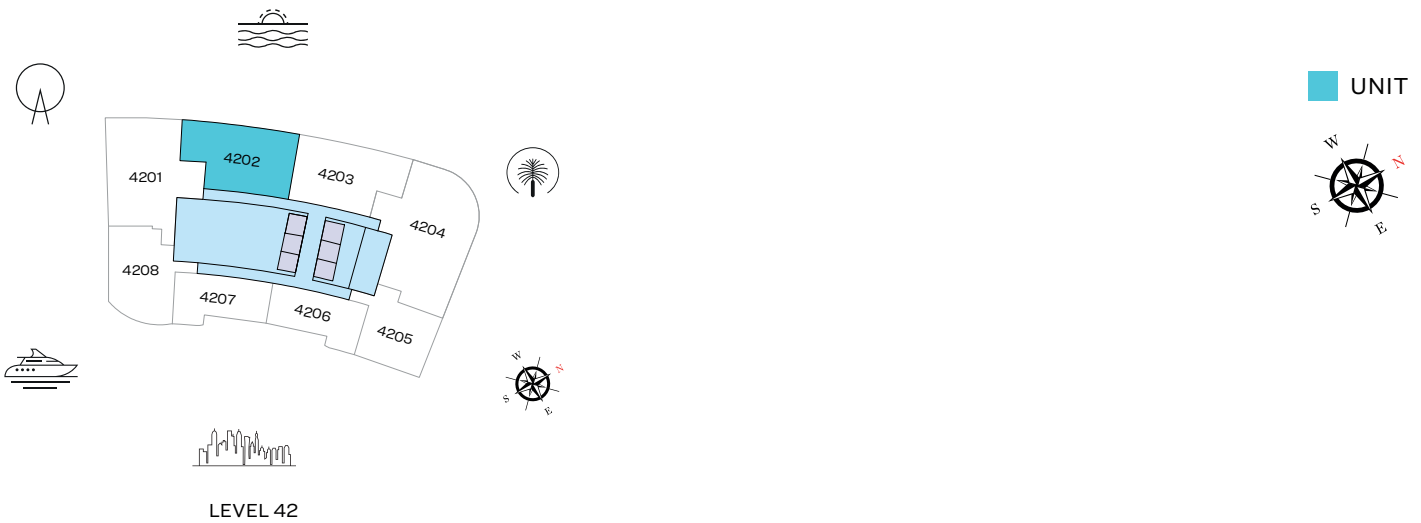
TYPE A (with powder room + balcony)

TOTAL SALEABLE AREA

SUITE = 1,351.41 SQ.FT.

BALCONY = 233.15 SQ.FT.

TOTAL = 1,584.56 SQ.FT.



List of unit numbers with this unit plan:

VIEWS

Blue waters, Ain Dubai, Palm Jumeirah, Harbour, Sea, Skydive
4202

Disclaimer: 1. All dimensions are in metric, measured to wall finishes. 2. All materials, dimensions & drawings are approximate. 3. Information is subject to change without notice, at developer's absolute discretion. 4. Actual area may vary from the stated area. 5. Drawing are not to scale. 6. All images used are for illustrative purpose only and do not represent the actual size, features, specifications, fittings and furnishings. 7. The developer reserves the right to make revisions/ alterations, at its absolute discretion, without any liability whatsoever.

2 BEDROOM APARTMENT

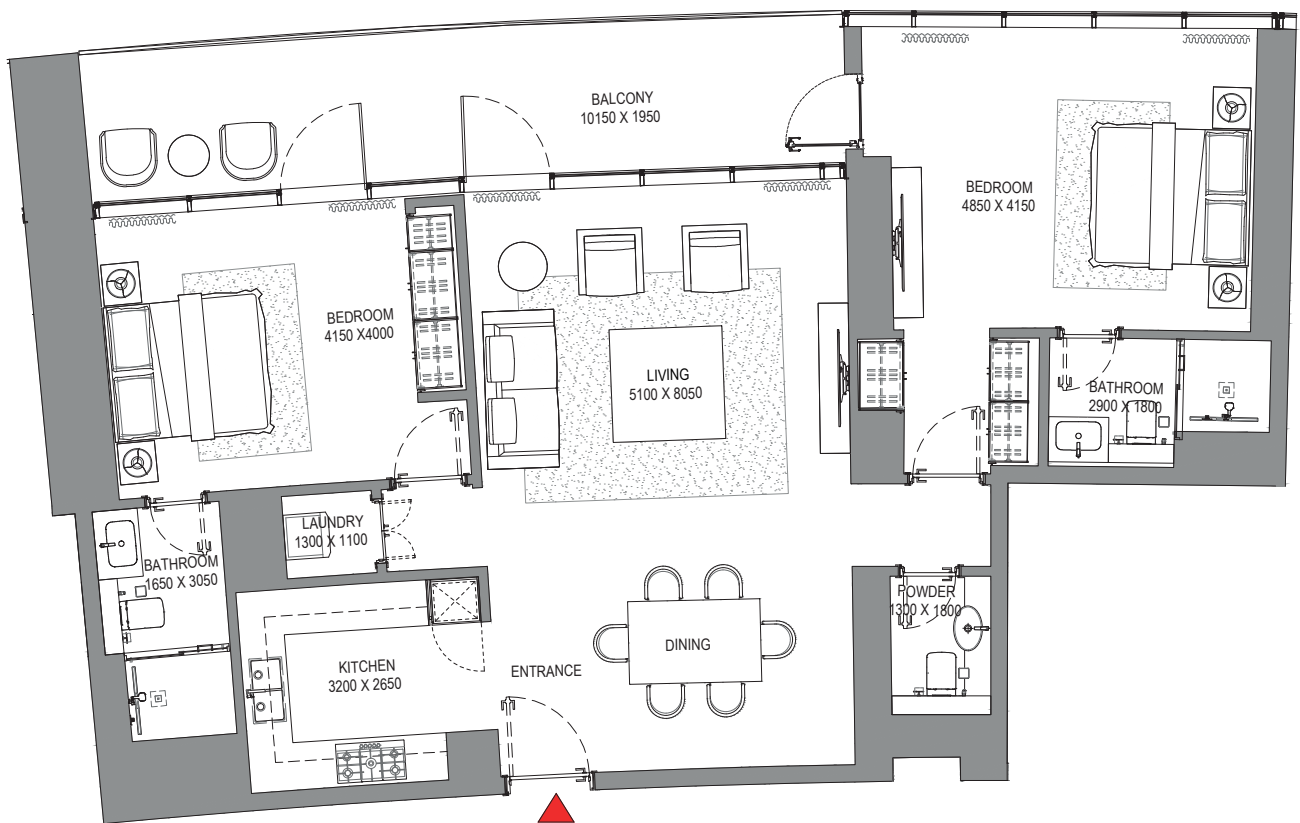
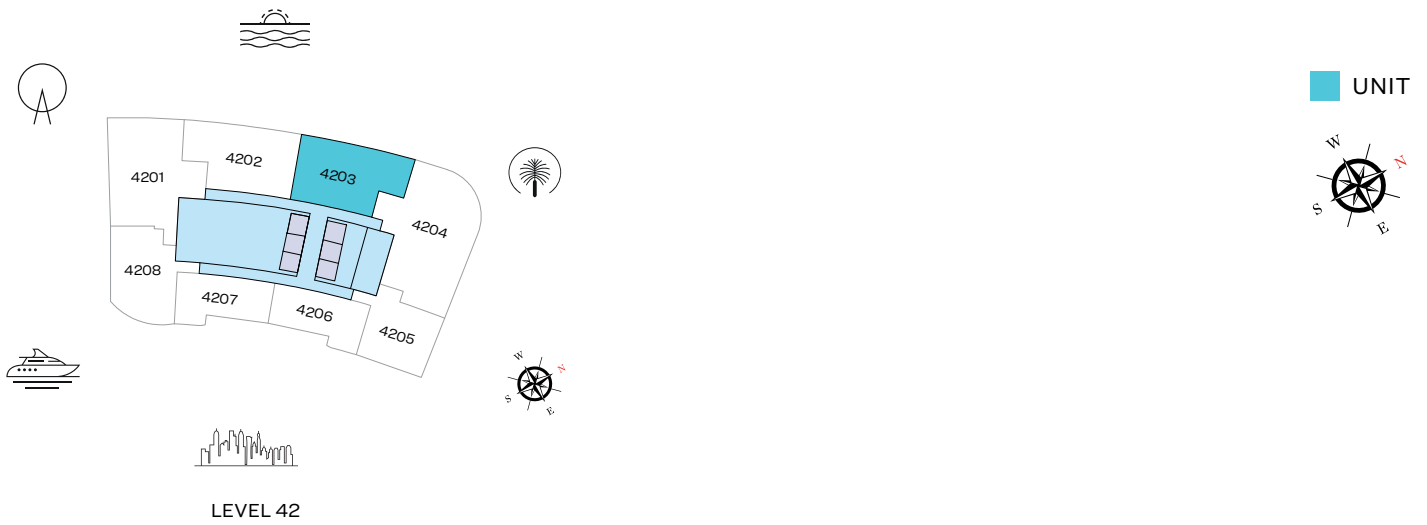
TYPE B (with powder room + balcony)

TOTAL SALEABLE AREA

SUITE = 1,333.86 SQ.FT.

BALCONY = 237.02 SQ.FT.

TOTAL = 1,570.88 SQ.FT.



List of unit numbers with this unit plan:

VIEWS

Palm Jumeirah, Harbour, Sea, Skydive
4203

Disclaimer: 1. All dimensions are in metric, measured to wall finishes. 2. All materials, dimensions & drawings are approximate. 3. Information is subject to change without notice, at developer's absolute discretion. 4. Actual area may vary from the stated area. 5. Drawing are not to scale. 6. All images used are for illustrative purpose only and do not represent the actual size, features, specifications, fittings and furnishings. 7. The developer reserves the right to make revisions/ alterations, at its absolute discretion, without any liability whatsoever.

2 BEDROOM APARTMENT

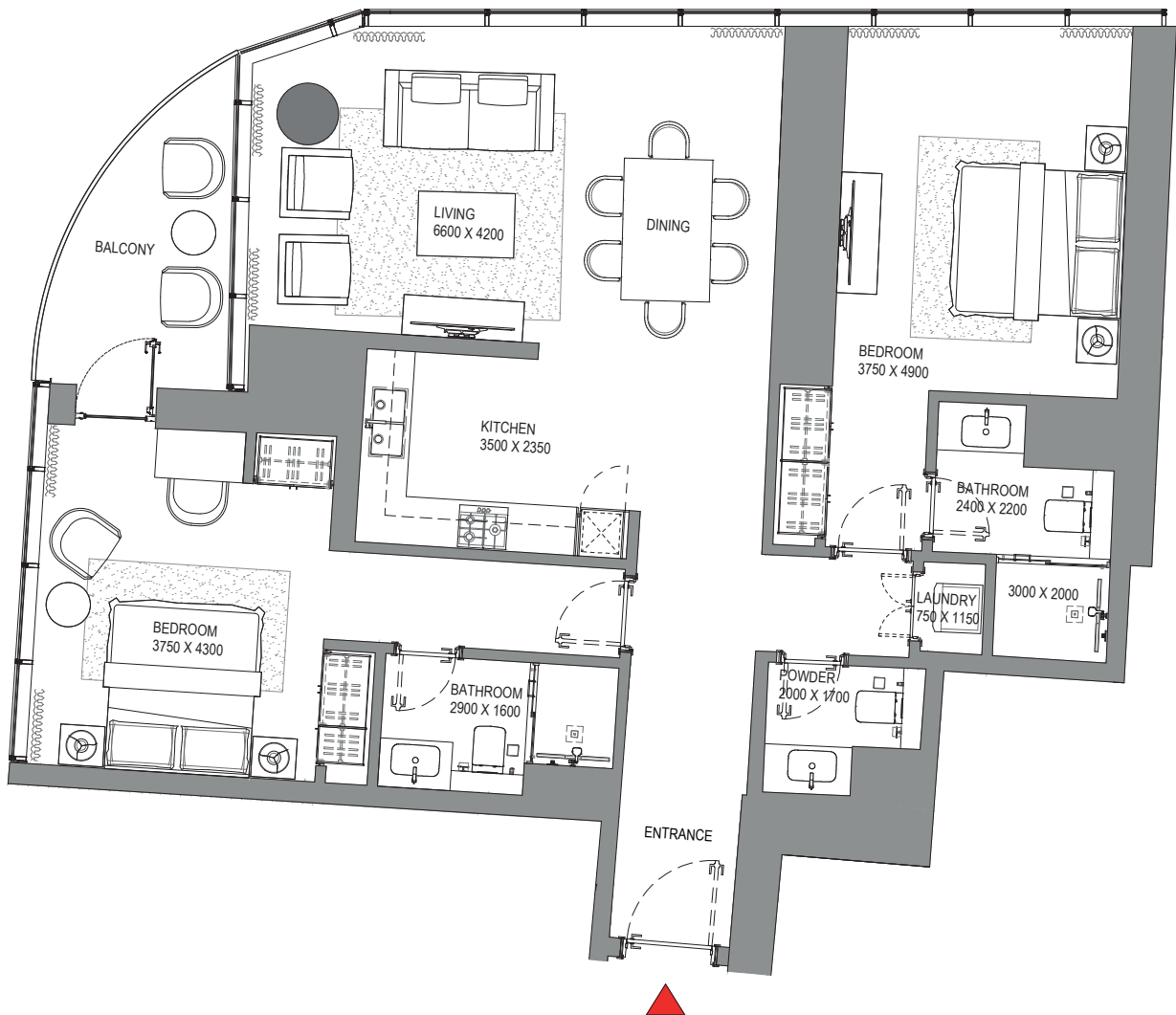
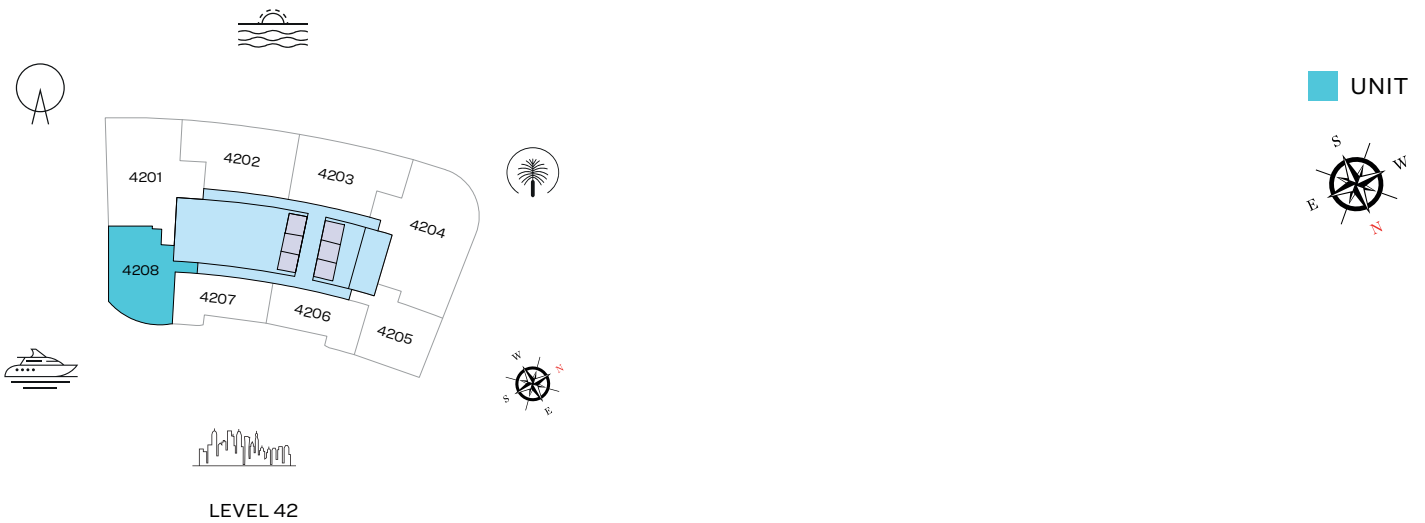
TYPE D (with powder room + balcony)

TOTAL SALEABLE AREA

SUITE = 1,297.37 SQ.FT.

BALCONY = 84.07 SQ.FT.

TOTAL = 1,381.44 SQ.FT.



List of unit numbers with this unit plan:

VIEWS

Blue waters, Ain Dubai, JBR Beach, Marina, Sea
4208

Disclaimer: 1. All dimensions are in metric, measured to wall finishes. 2. All materials, dimensions & drawings are approximate. 3. Information is subject to change without notice, at developer's absolute discretion. 4. Actual area may vary from the stated area. 5. Drawing are not to scale. 6. All images used are for illustrative purpose only and do not represent the actual size, features, specifications, fittings and furnishings. 7. The developer reserves the right to make revisions/ alterations, at its absolute discretion, without any liability whatsoever.

1 BEDROOM APARTMENT

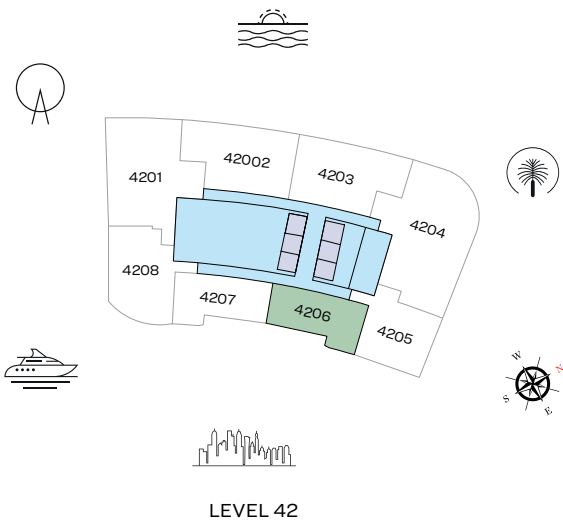
TYPE A (with powder room + balcony)

TOTAL SALEABLE AREA

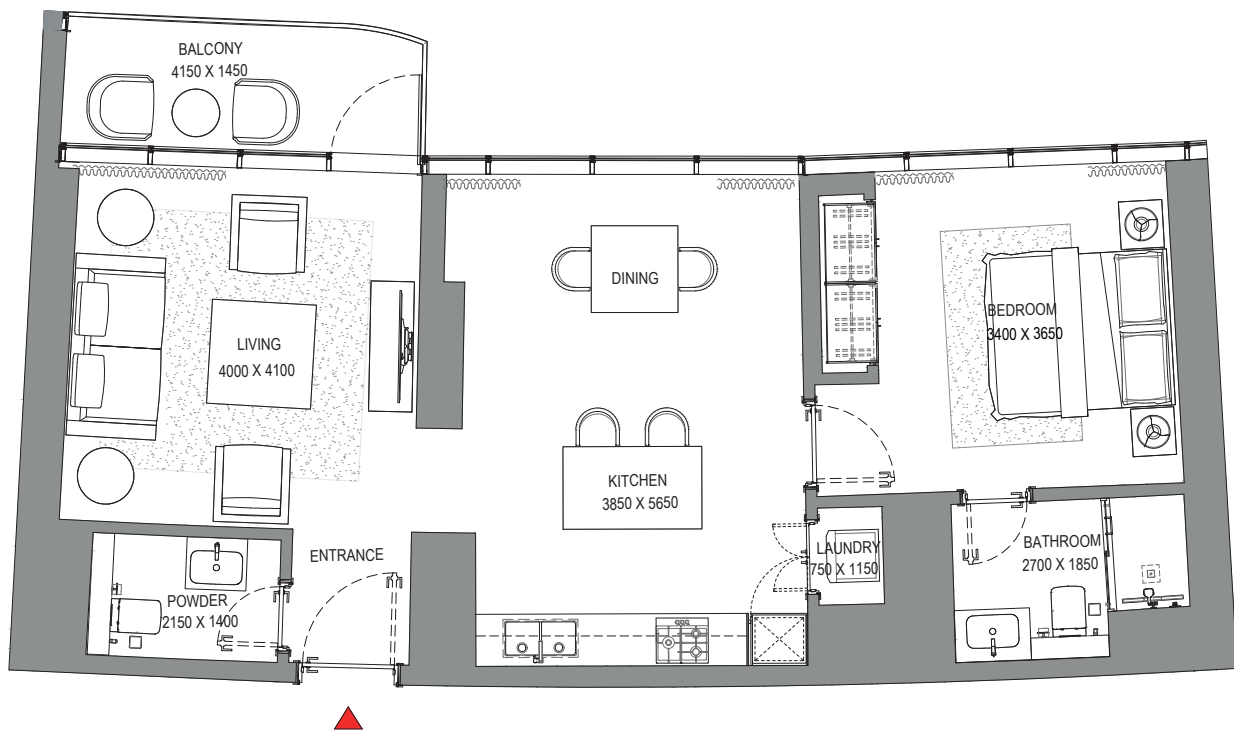
SUITE = 822.26 SQ.FT.

BALCONY = 70.93 SQ.FT.

TOTAL = 893.19 SQ.FT.



UNIT



List of unit numbers with this unit plan:

VIEWS

Marina, Marina Skyline
4206

Disclaimer: 1. All dimensions are in metric, measured to wall finishes. 2. All materials, dimensions & drawings are approximate. 3. Information is subject to change without notice, at developer's absolute discretion. 4. Actual area may vary from the stated area. 5. Drawing are not to scale. 6. All images used are for illustrative purpose only and do not represent the actual size, features, specifications, fittings and furnishings. 7. The developer reserves the right to make revisions/ alterations, at its absolute discretion, without any liability whatsoever.

1 BEDROOM APARTMENT

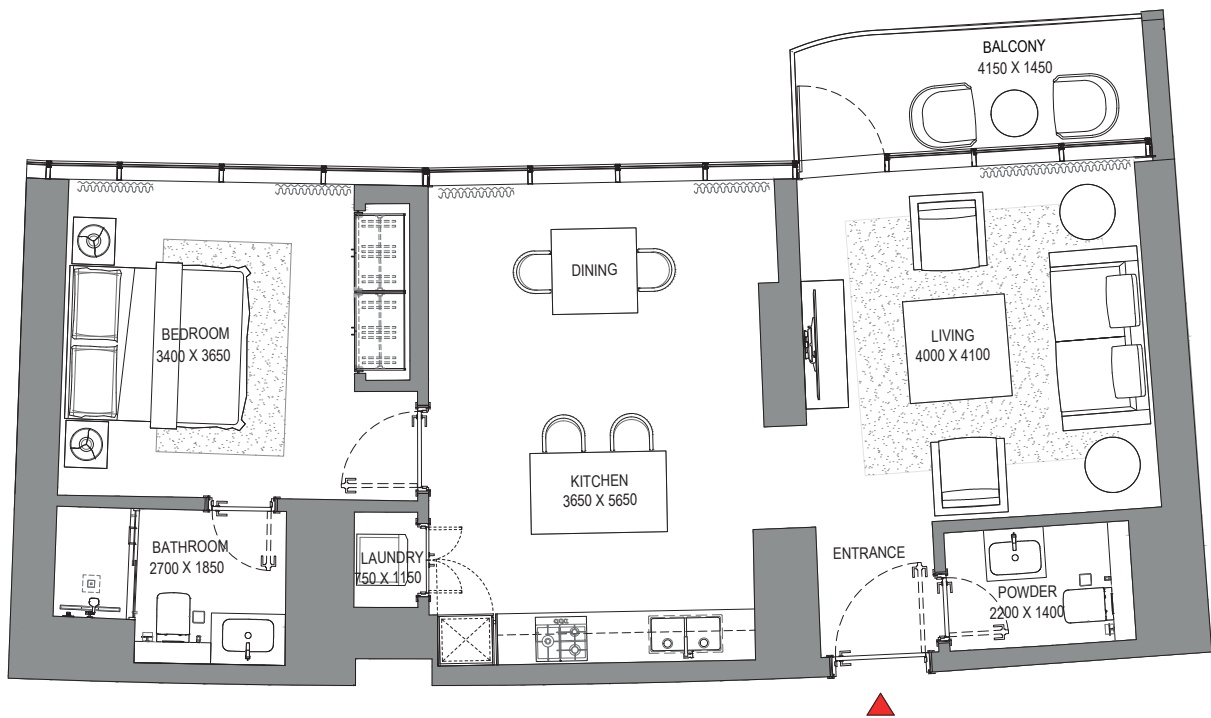
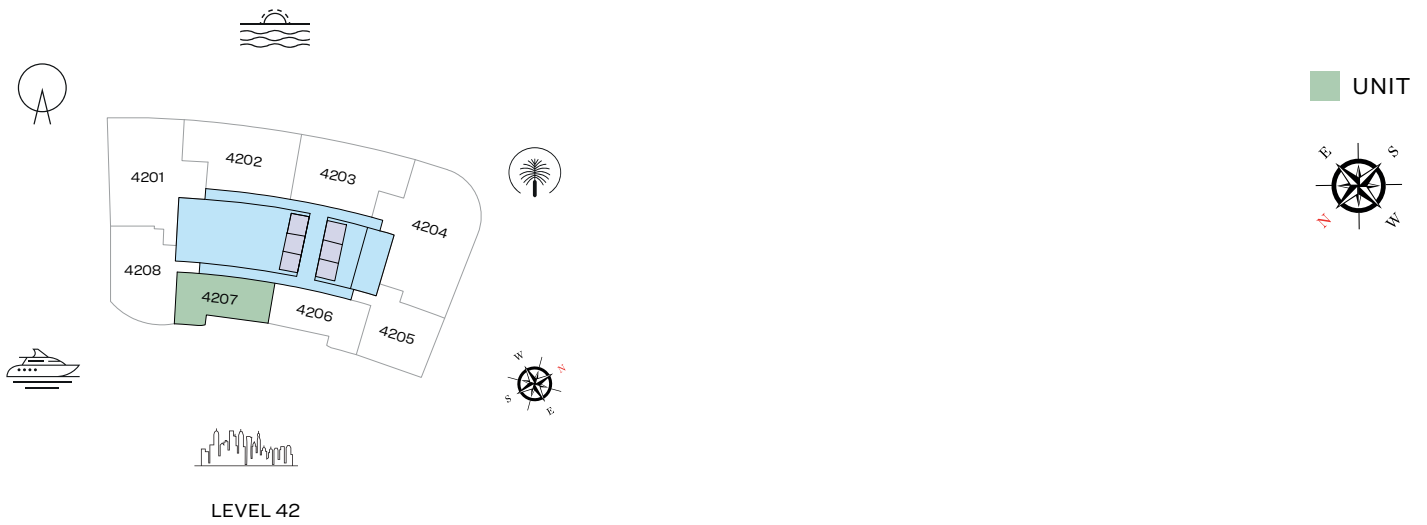
TYPE B (with powder room + balcony)

TOTAL SALEABLE AREA

SUITE = 820.53 SQ.FT.

BALCONY = 68.46 SQ.FT.

TOTAL = 888.99 SQ.FT.



List of unit numbers with this unit plan:

VIEWS

Marina, Marina Skyline
4207

Disclaimer: 1. All dimensions are in metric, measured to wall finishes. 2. All materials, dimensions & drawings are approximate. 3. Information is subject to change without notice, at developer's absolute discretion. 4. Actual area may vary from the stated area. 5. Drawing are not to scale. 6. All images used are for illustrative purpose only and do not represent the actual size, features, specifications, fittings and furnishings. 7. The developer reserves the right to make revisions/ alterations, at its absolute discretion, without any liability whatsoever.

1 BEDROOM APARTMENT

TYPE C (with powder room + balcony)

TOTAL SALEABLE AREA

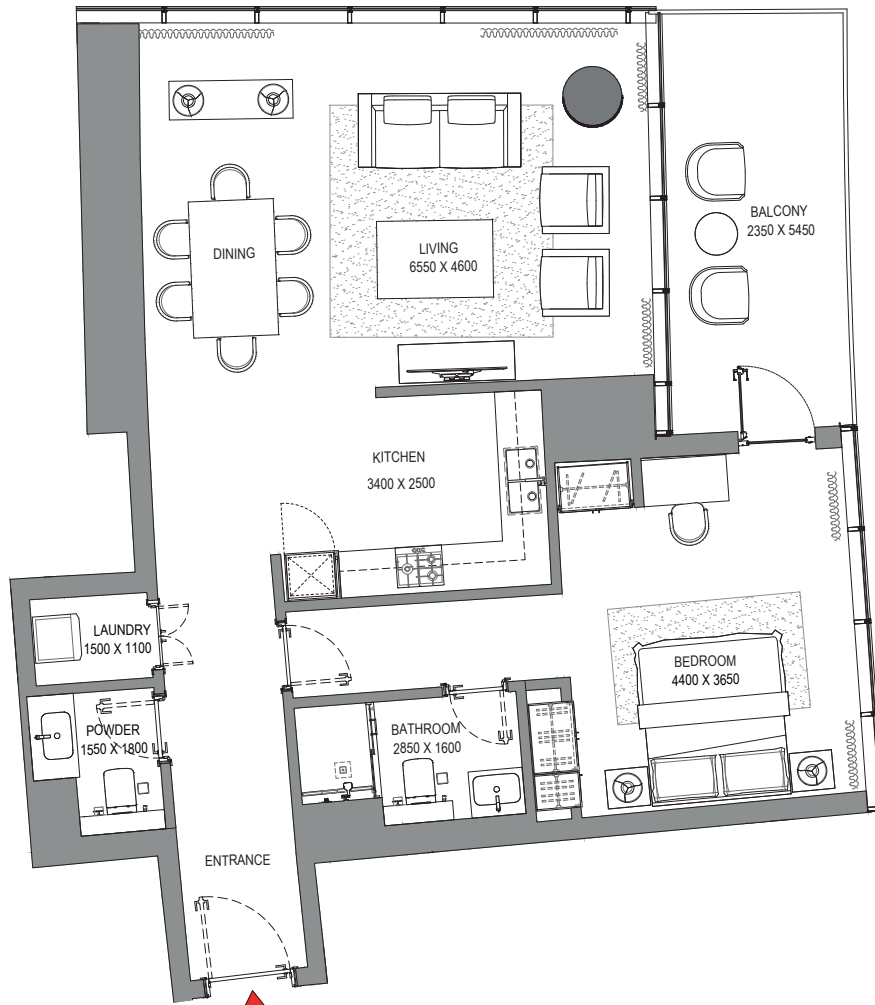

SUITE = 1,023.76 SQ.FT.

BALCONY = 142.51 SQ.FT.

TOTAL = 1,166.27 SQ.FT.



LEVEL 42



List of unit numbers with this unit plan:

VIEWS

Marina, Marina Skyline
4205

Disclaimer: 1. All dimensions are in metric, measured to wall finishes. 2. All materials, dimensions & drawings are approximate. 3. Information is subject to change without notice, at developer's absolute discretion. 4. Actual area may vary from the stated area. 5. Drawing are not to scale. 6. All images used are for illustrative purpose only and do not represent the actual size, features, specifications, fittings and furnishings. 7. The developer reserves the right to make revisions/ alterations, at its absolute discretion, without any liability whatsoever.

FLOOR PLAN LAYOUT

TOWER A



- 1 BED UNIT
- 2 BED UNIT
- 3 BED UNIT
- LOBBIES, CORRIDORS & STAIRS
- LIFTS

Disclaimer: 1. All dimensions are in metric, measured to wall finishes. 2. All materials, dimensions & drawings are approximate. 3. Information is subject to change without notice, at developer's absolute discretion. 4. Actual area may vary from the stated area. 5. Drawing are not to scale. 6. All images used are for illustrative purpose only and do not represent the actual size, features, specifications, fittings and furnishings. 7. The developer reserves the right to make revisions/ alterations, at its absolute discretion, without any liability whatsoever.

3 BEDROOM APARTMENT

TYPE A (with maid room and powder room + balcony)

TOTAL SALEABLE AREA

SUITE = 2,042.13 SQ.FT.

BALCONY = 208.60 SQ.FT.

TOTAL = 2,250.73 SQ.FT.



LEVEL 43

UNIT



List of unit numbers with this unit plan:

VIEWS

Blue waters, Ain Dubai, Palm Jumeirah, Harbour, JBR Beach, Marina, Sea, Marina Skyline, Skydive
4301

Disclaimer: 1. All dimensions are in metric, measured to wall finishes. 2. All materials, dimensions & drawings are approximate. 3. Information is subject to change without notice, at developer's absolute discretion. 4. Actual area may vary from the stated area. 5. Drawing are not to scale. 6. All images used are for illustrative purpose only and do not represent the actual size, features, specifications, fittings and furnishings. 7. The developer reserves the right to make revisions/ alterations, at its absolute discretion, without any liability whatsoever.

3 BEDROOM APARTMENT

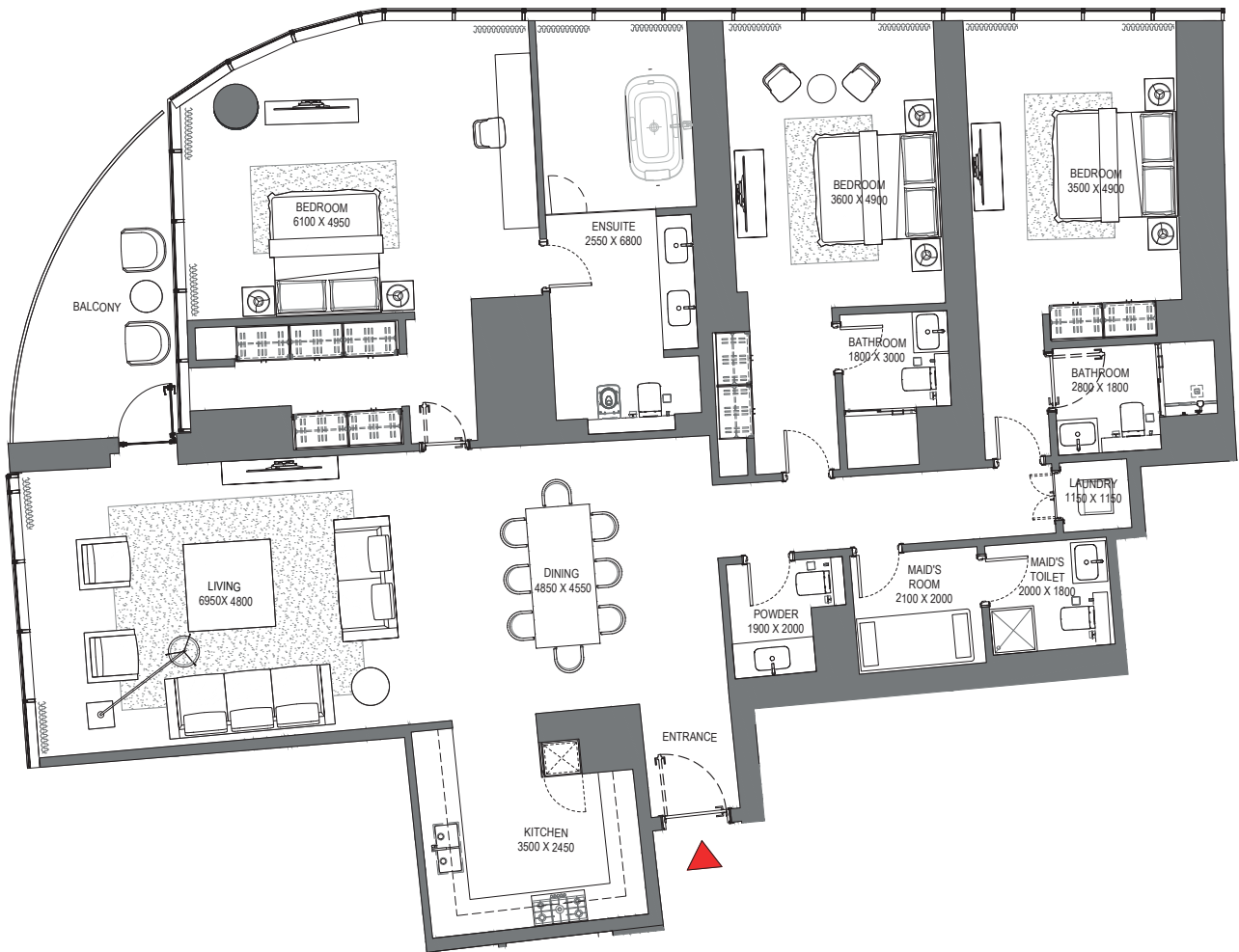

TYPE C (with maid room and powder room + balcony)

TOTAL SALEABLE AREA

SUITE = 2,501.75 SQ.FT.

BALCONY = 127.98 SQ.FT.

TOTAL = 2,629.73 SQ.FT.



List of unit numbers with this unit plan:

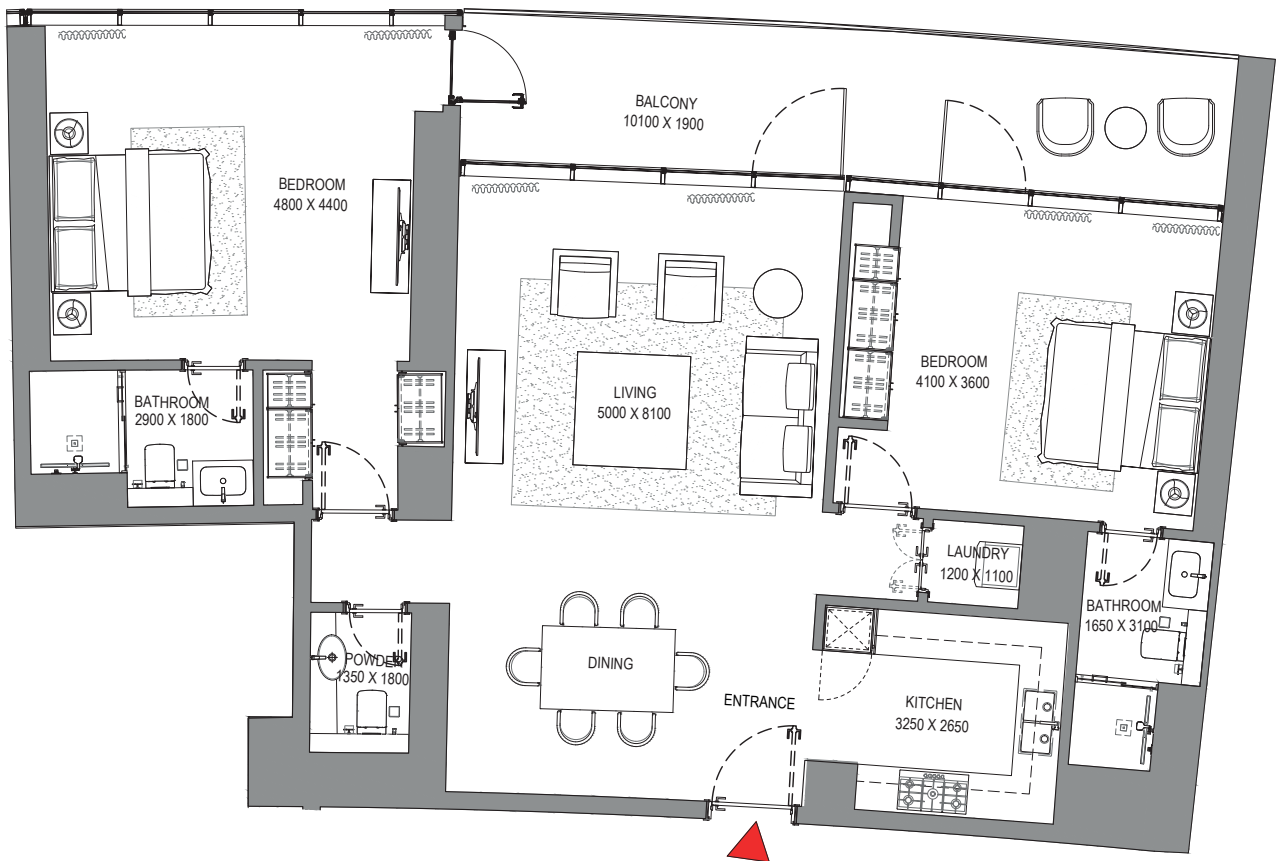
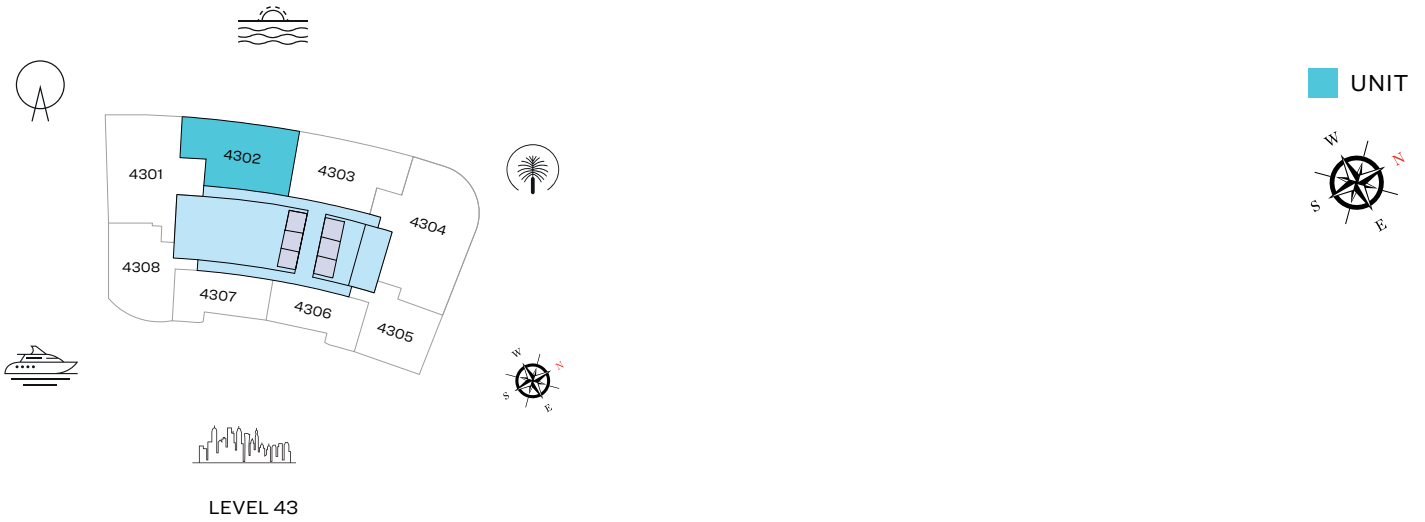
VIEWS

Palm Jumeirah, Harbour, Sea, Skydive
4304

Disclaimer: 1. All dimensions are in metric, measured to wall finishes. 2. All materials, dimensions & drawings are approximate. 3. Information is subject to change without notice, at developer's absolute discretion. 4. Actual area may vary from the stated area. 5. Drawing are not to scale. 6. All images used are for illustrative purpose only and do not represent the actual size, features, specifications, fittings and furnishings. 7. The developer reserves the right to make revisions/ alterations, at its absolute discretion, without any liability whatsoever.

2 BEDROOM APARTMENT
TYPE A (with powder room + balcony)

TOTAL SALEABLE AREA
 SUITE = 1,365.62 SQ.FT.
 BALCONY = 235.62 SQ.FT.
 TOTAL = 1,601.24 SQ.FT.



List of unit numbers with this unit plan:

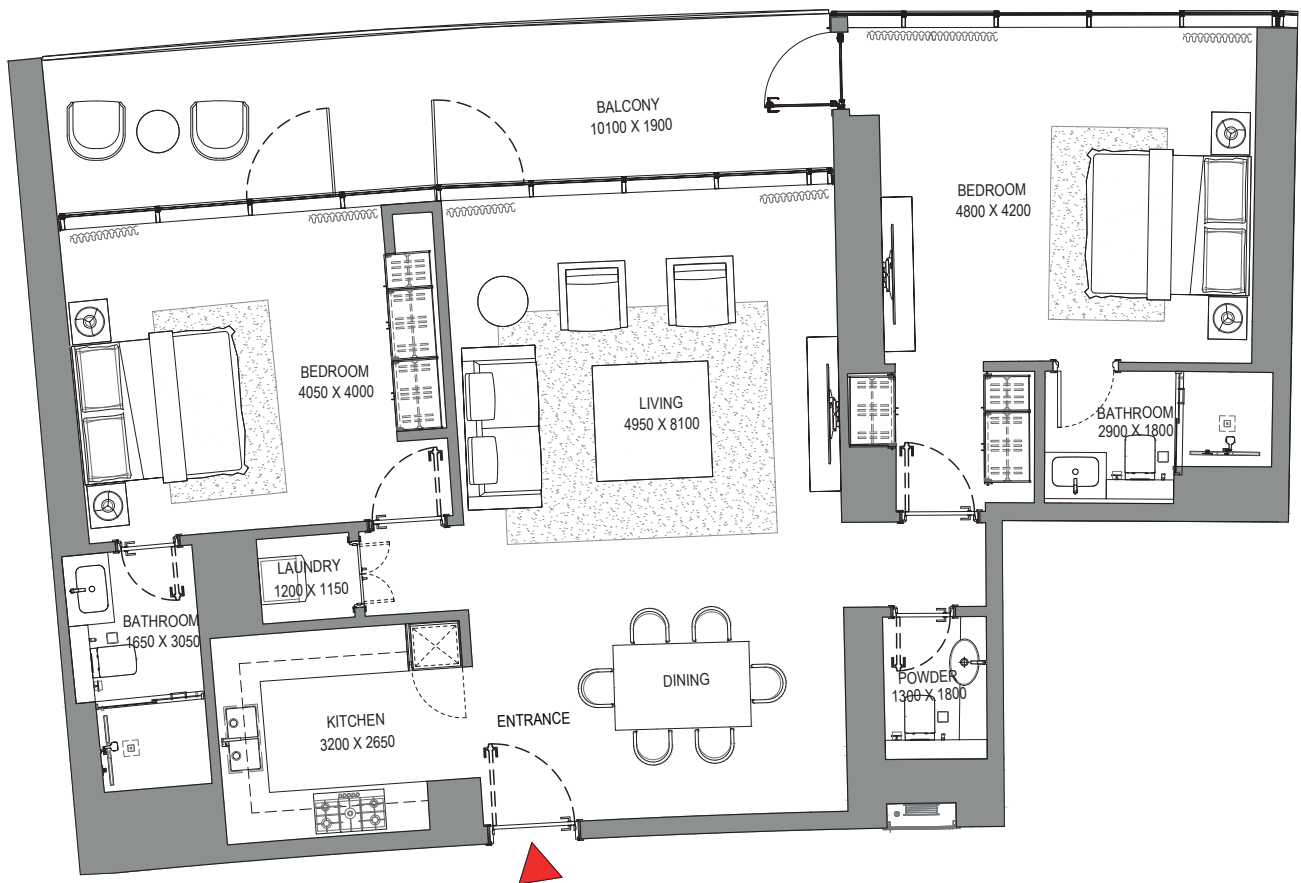
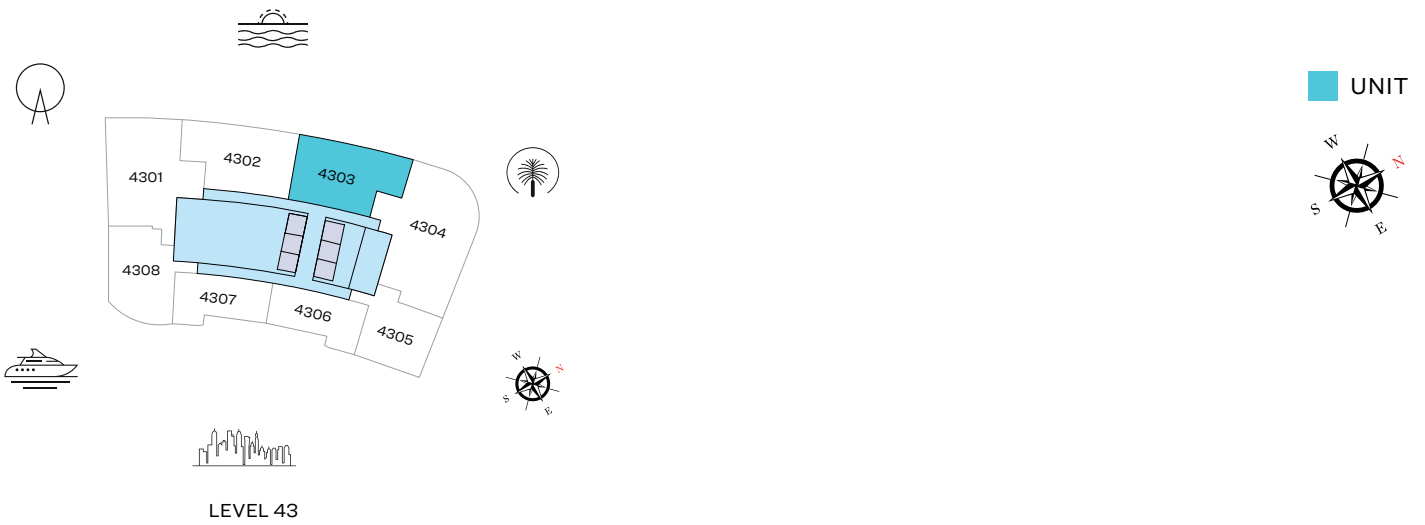
VIEWS

Blue waters, Ain Dubai, Palm Jumeirah, Harbour, Sea, Skydive
 4302

Disclaimer: 1. All dimensions are in metric, measured to wall finishes. 2. All materials, dimensions & drawings are approximate. 3. Information is subject to change without notice, at developer's absolute discretion. 4. Actual area may vary from the stated area. 5. Drawing are not to scale. 6. All images used are for illustrative purpose only and do not represent the actual size, features, specifications, fittings and furnishings. 7. The developer reserves the right to make revisions/ alterations, at its absolute discretion, without any liability whatsoever.

2 BEDROOM APARTMENT
TYPE B (with powder room + balcony)

TOTAL SALEABLE AREA
 SUITE = 1,348.07 SQ.FT.
 BALCONY = 239.39 SQ.FT.
 TOTAL = 1,587.46 SQ.FT.



List of unit numbers with this unit plan:

VIEWS

Palm Jumeirah, Harbour, Sea, Skydive
 4303

Disclaimer: 1. All dimensions are in metric, measured to wall finishes. 2. All materials, dimensions & drawings are approximate. 3. Information is subject to change without notice, at developer's absolute discretion. 4. Actual area may vary from the stated area. 5. Drawing are not to scale. 6. All images used are for illustrative purpose only and do not represent the actual size, features, specifications, fittings and furnishings. 7. The developer reserves the right to make revisions/ alterations, at its absolute discretion, without any liability whatsoever.

2 BEDROOM APARTMENT

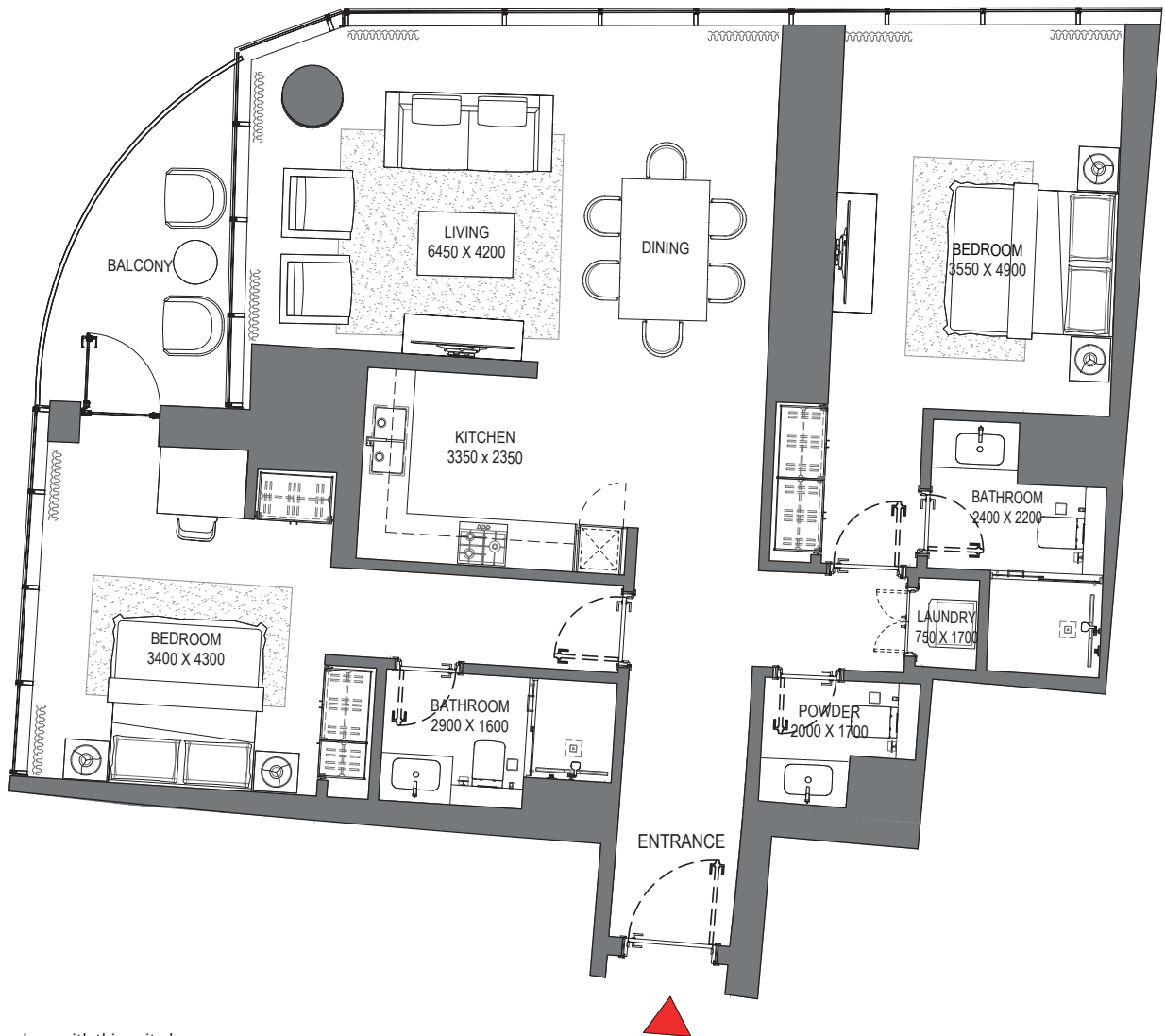
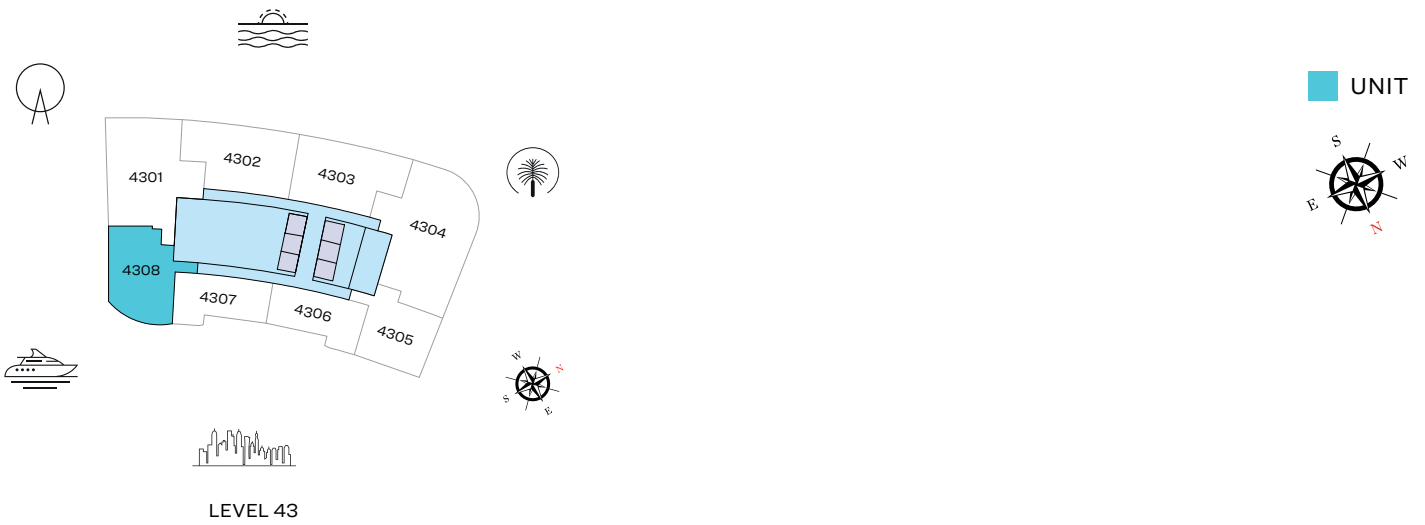
TYPE D (with powder room + balcony)

TOTAL SALEABLE AREA

SUITE = 1,307.60 SQ.FT.

BALCONY = 83.74 SQ.FT.

TOTAL = 1,391.34 SQ.FT.



List of unit numbers with this unit plan:

VIEWS

Blue waters, Ain Dubai, JBR Beach, Marina, Sea
4308

Disclaimer: 1. All dimensions are in metric, measured to wall finishes. 2. All materials, dimensions & drawings are approximate. 3. Information is subject to change without notice, at developer's absolute discretion. 4. Actual area may vary from the stated area. 5. Drawing are not to scale. 6. All images used are for illustrative purpose only and do not represent the actual size, features, specifications, fittings and furnishings. 7. The developer reserves the right to make revisions/ alterations, at its absolute discretion, without any liability whatsoever.

1 BEDROOM APARTMENT

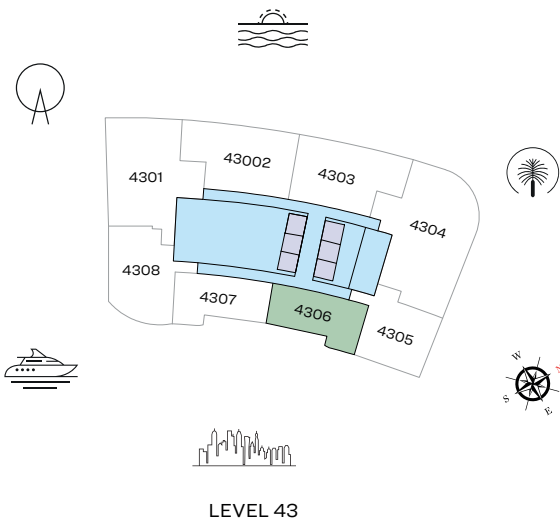
TYPE A (with powder room + balcony)

TOTAL SALEABLE AREA

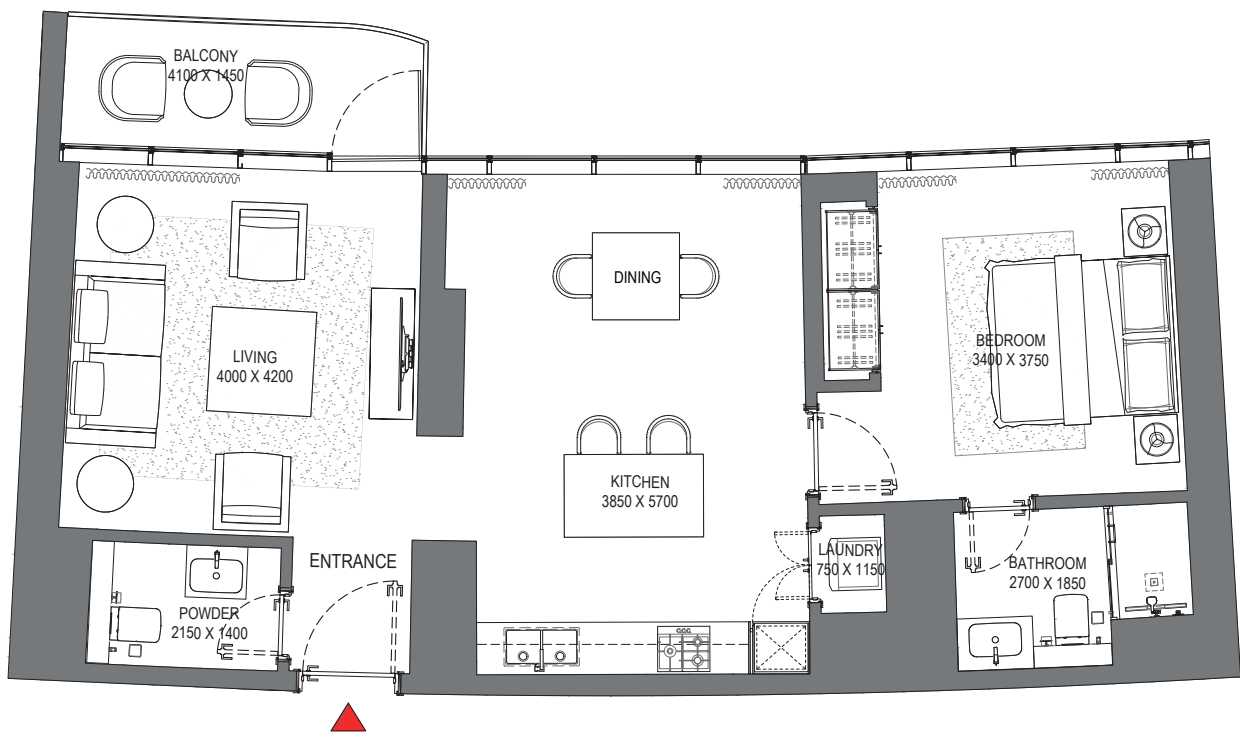
SUITE = 822.26 SQ.FT.

BALCONY = 70.93 SQ.FT.

TOTAL = 893.19 SQ.FT.



UNIT



List of unit numbers with this unit plan:

VIEWS

Marina, Marina Skyline
4306

Disclaimer: 1. All dimensions are in metric, measured to wall finishes. 2. All materials, dimensions & drawings are approximate. 3. Information is subject to change without notice, at developer's absolute discretion. 4. Actual area may vary from the stated area. 5. Drawing are not to scale. 6. All images used are for illustrative purpose only and do not represent the actual size, features, specifications, fittings and furnishings. 7. The developer reserves the right to make revisions/ alterations, at its absolute discretion, without any liability whatsoever.

1 BEDROOM APARTMENT

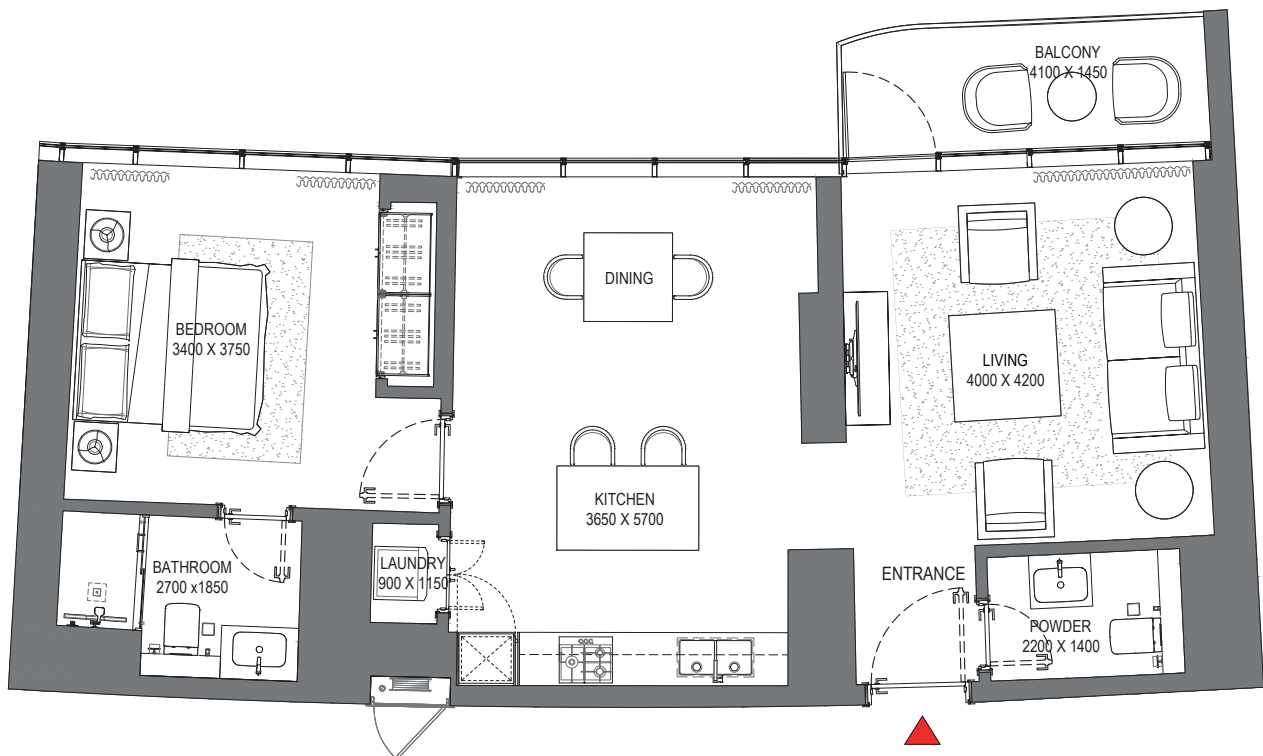
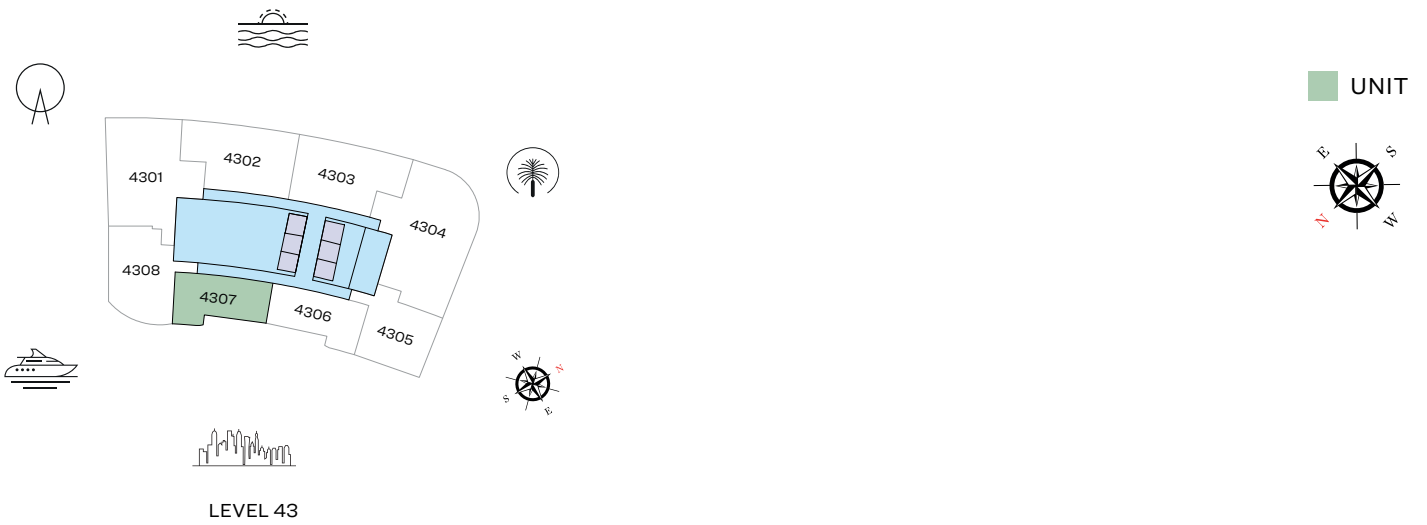
TYPE B (with powder room + balcony)

TOTAL SALEABLE AREA

SUITE = 820.53 SQ.FT.

BALCONY = 68.46 SQ.FT.

TOTAL = 888.99 SQ.FT.



List of unit numbers with this unit plan:

VIEWS

Marina, Marina Skyline
4307

Disclaimer: 1. All dimensions are in metric, measured to wall finishes. 2. All materials, dimensions & drawings are approximate. 3. Information is subject to change without notice, at developer's absolute discretion. 4. Actual area may vary from the stated area. 5. Drawing are not to scale. 6. All images used are for illustrative purpose only and do not represent the actual size, features, specifications, fittings and furnishings. 7. The developer reserves the right to make revisions/ alterations, at its absolute discretion, without any liability whatsoever.

1 BEDROOM APARTMENT

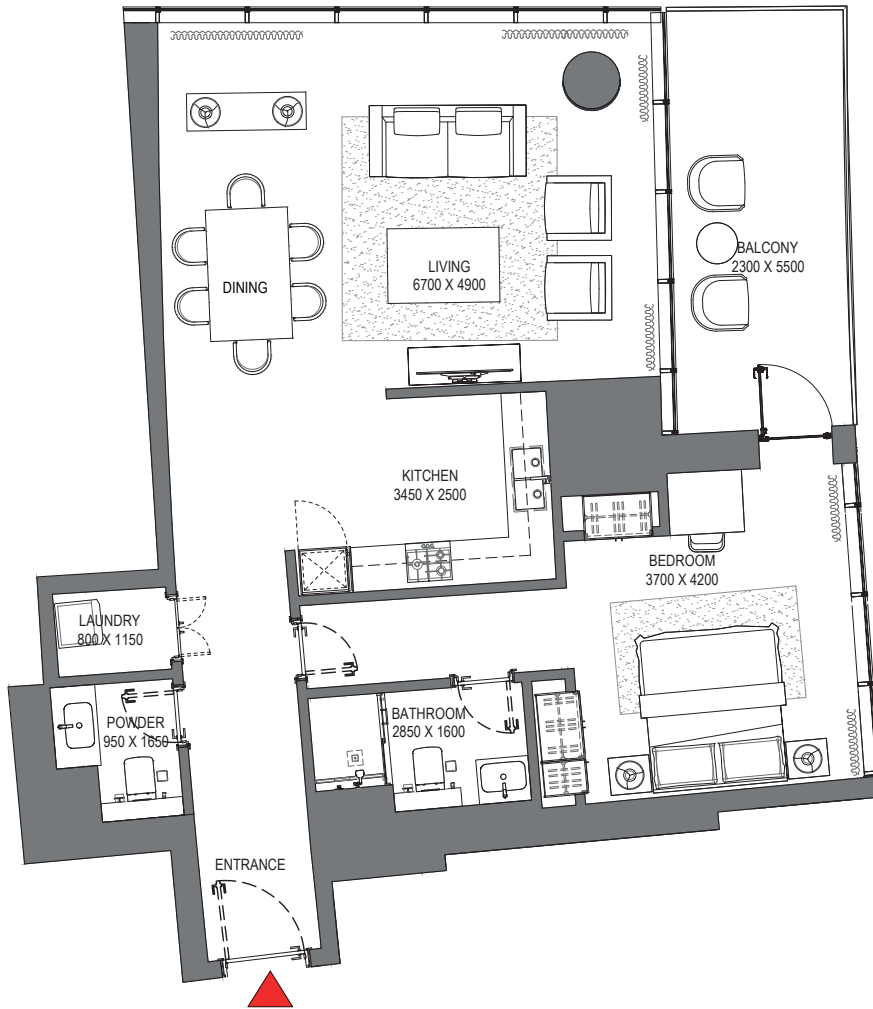
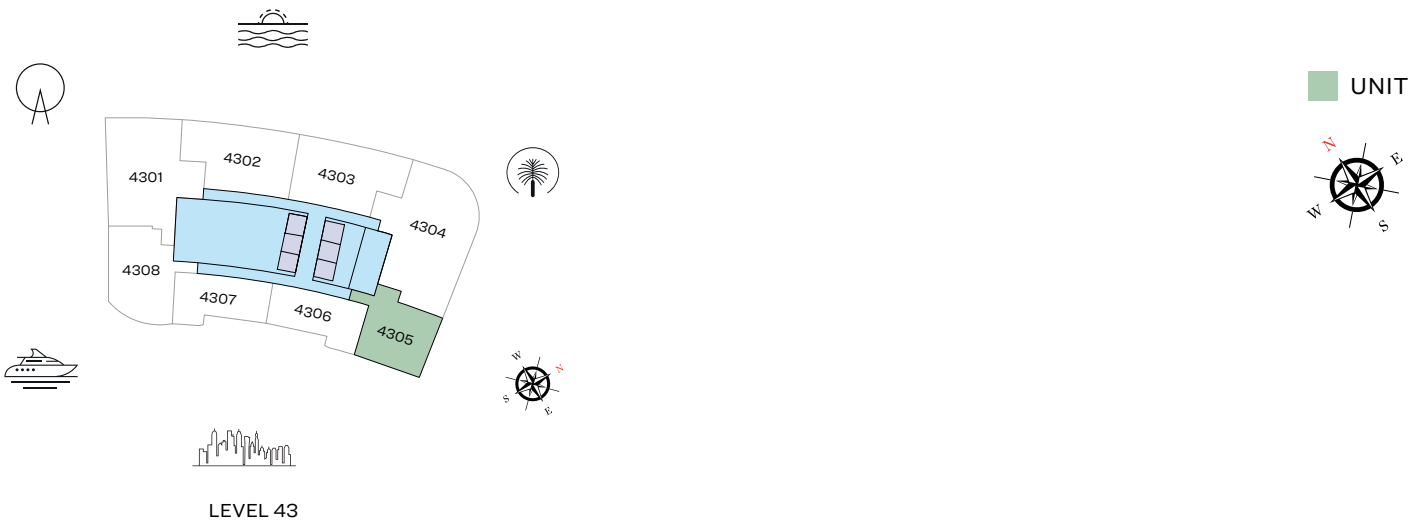
TYPE C (with powder room + balcony)

TOTAL SALEABLE AREA

SUITE = 1,030.86 SQ.FT.

BALCONY = 150.05 SQ.FT.

TOTAL = 1,180.91 SQ.FT.



List of unit numbers with this unit plan:

VIEWS

Marina, Marina Skyline
4305

Disclaimer: 1. All dimensions are in metric, measured to wall finishes. 2. All materials, dimensions & drawings are approximate. 3. Information is subject to change without notice, at developer's absolute discretion. 4. Actual area may vary from the stated area. 5. Drawing are not to scale. 6. All images used are for illustrative purpose only and do not represent the actual size, features, specifications, fittings and furnishings. 7. The developer reserves the right to make revisions/ alterations, at its absolute discretion, without any liability whatsoever.

FLOOR PLAN LAYOUT

TOWER A



- 1 BED UNIT
- 2 BED UNIT
- 3 BED UNIT
- LOBBIES, CORRIDORS & STAIRS
- LIFTS

Disclaimer: 1. All dimensions are in metric, measured to wall finishes. 2. All materials, dimensions & drawings are approximate. 3. Information is subject to change without notice, at developer's absolute discretion. 4. Actual area may vary from the stated area. 5. Drawing are not to scale. 6. All images used are for illustrative purpose only and do not represent the actual size, features, specifications, fittings and furnishings. 7. The developer reserves the right to make revisions/ alterations, at its absolute discretion, without any liability whatsoever.

3 BEDROOM APARTMENT

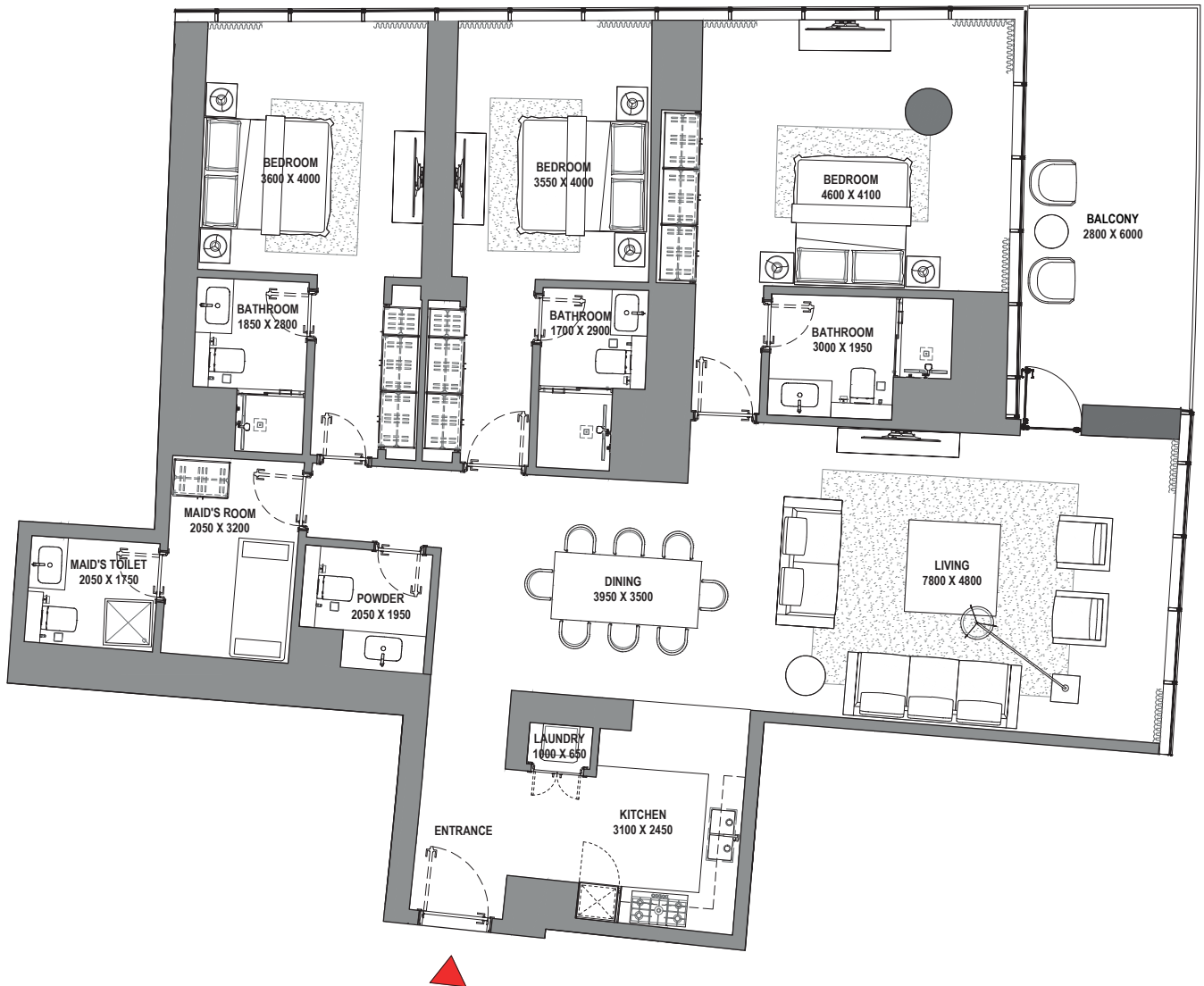
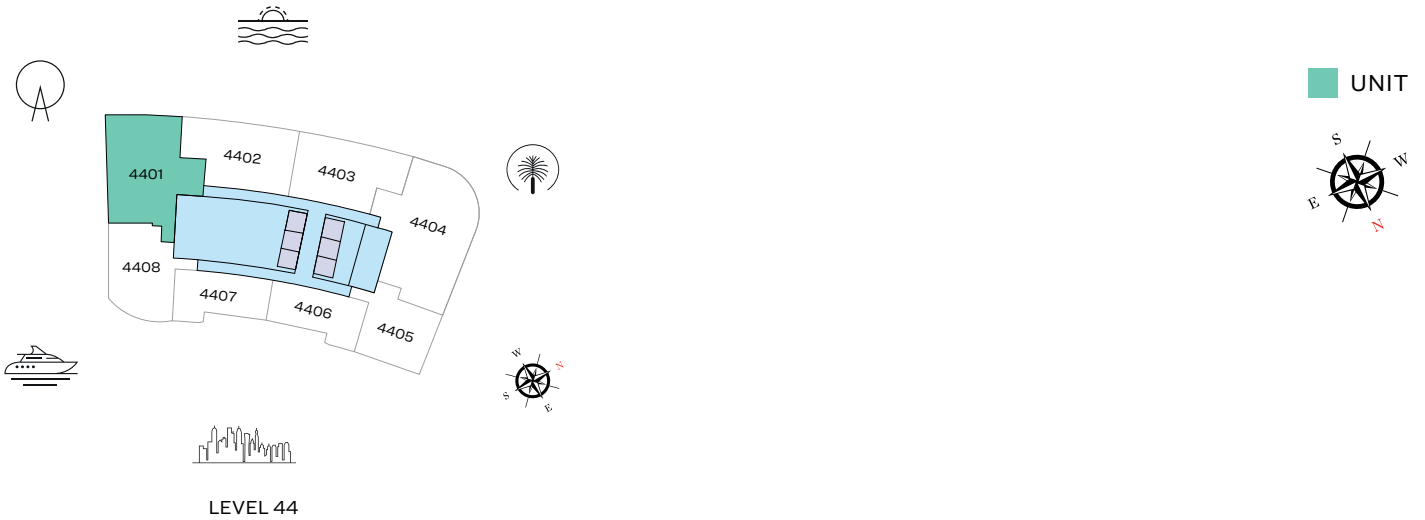
TYPE A (with maid room and powder room + balcony)

TOTAL SALEABLE AREA

SUITE = 2,067.1 SQ.FT.

BALCONY = 210.97 SQ.FT.

TOTAL = 2,278.07 SQ.FT.



List of unit numbers with this unit plan:

VIEWS

Blue waters, Ain Dubai, Palm Jumeirah, Harbour, JBR Beach, Marina, Sea, Marina Skyline, Skydive 4401

Disclaimer: 1. All dimensions are in metric, measured to wall finishes. 2. All materials, dimensions & drawings are approximate. 3. Information is subject to change without notice, at developer's absolute discretion. 4. Actual area may vary from the stated area. 5. Drawing are not to scale. 6. All images used are for illustrative purpose only and do not represent the actual size, features, specifications, fittings and furnishings. 7. The developer reserves the right to make revisions/ alterations, at its absolute discretion, without any liability whatsoever.

3 BEDROOM APARTMENT

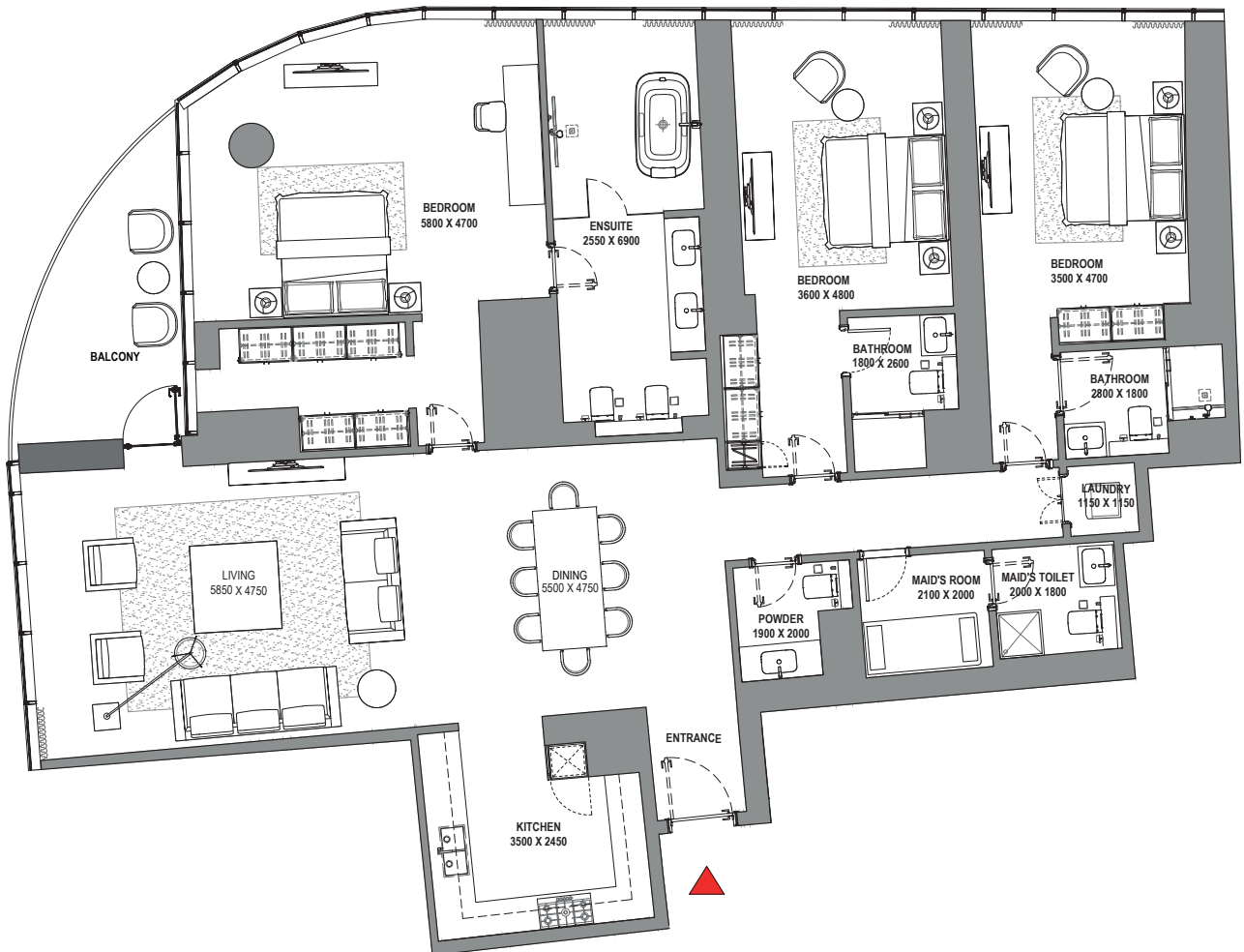

TYPE C (with maid room and powder room + balcony)

TOTAL SALEABLE AREA

SUITE = 2,514.02 SQ.FT.

BALCONY = 133.80 SQ.FT.

TOTAL = 2,647.82 SQ.FT.



List of unit numbers with this unit plan:

VIEWS

Palm Jumeirah, Harbour, Sea, Skydive
4404

Disclaimer: 1. All dimensions are in metric, measured to wall finishes. 2. All materials, dimensions & drawings are approximate. 3. Information is subject to change without notice, at developer's absolute discretion. 4. Actual area may vary from the stated area. 5. Drawing are not to scale. 6. All images used are for illustrative purpose only and do not represent the actual size, features, specifications, fittings and furnishings. 7. The developer reserves the right to make revisions/ alterations, at its absolute discretion, without any liability whatsoever.

2 BEDROOM APARTMENT


TYPE A (with powder room + balcony)

TOTAL SALEABLE AREA

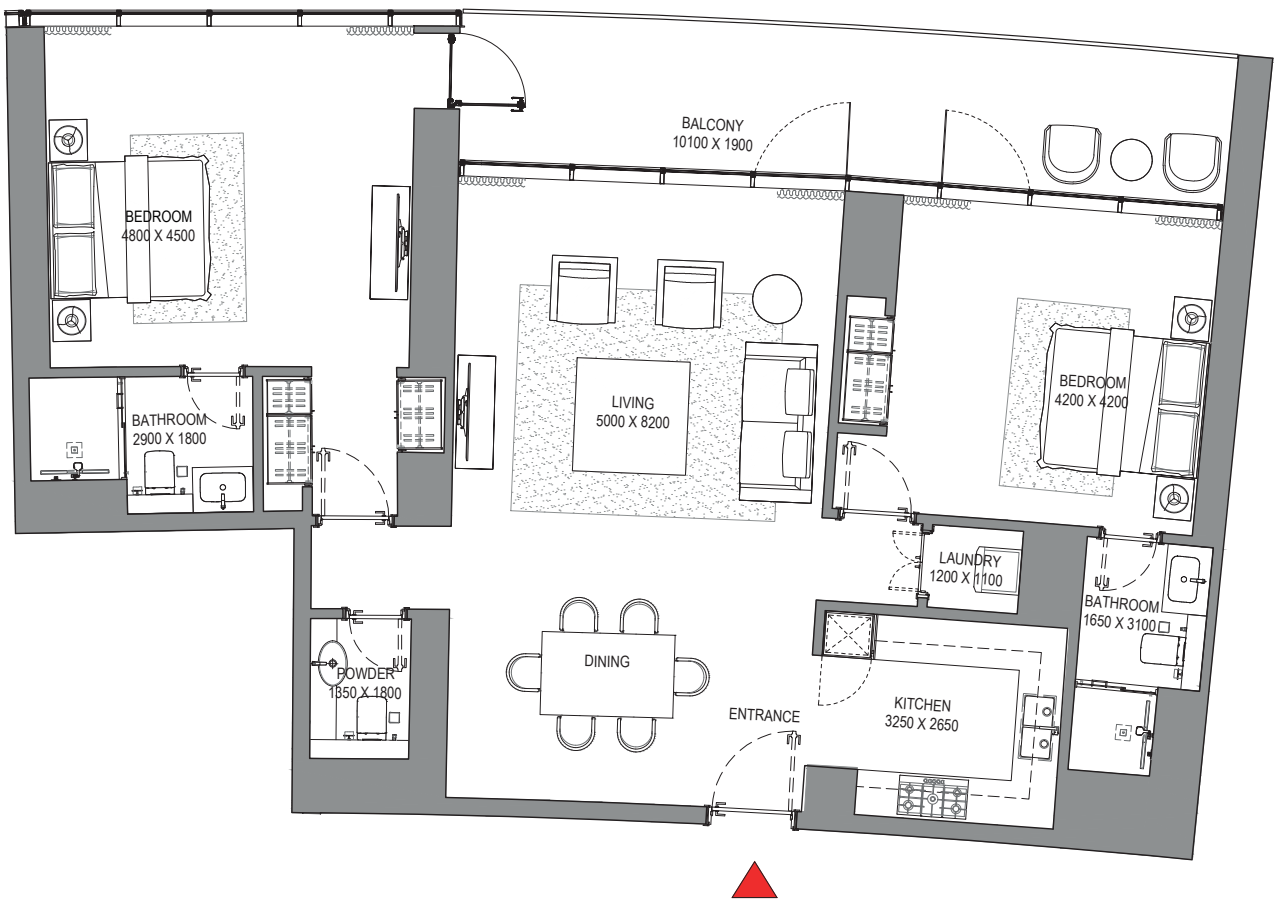
SUITE = 1,379.83 SQ.FT.

BALCONY = 235.73 SQ.FT.

TOTAL = 1,615.56 SQ.FT.



LEVEL 44



List of unit numbers with this unit plan:

VIEWS

Blue waters, Ain Dubai, Palm Jumeirah, Harbour, Sea, Skydive
4402

Disclaimer: 1. All dimensions are in metric, measured to wall finishes. 2. All materials, dimensions & drawings are approximate. 3. Information is subject to change without notice, at developer's absolute discretion. 4. Actual area may vary from the stated area. 5. Drawing are not to scale. 6. All images used are for illustrative purpose only and do not represent the actual size, features, specifications, fittings and furnishings. 7. The developer reserves the right to make revisions/ alterations, at its absolute discretion, without any liability whatsoever.

2 BEDROOM APARTMENT

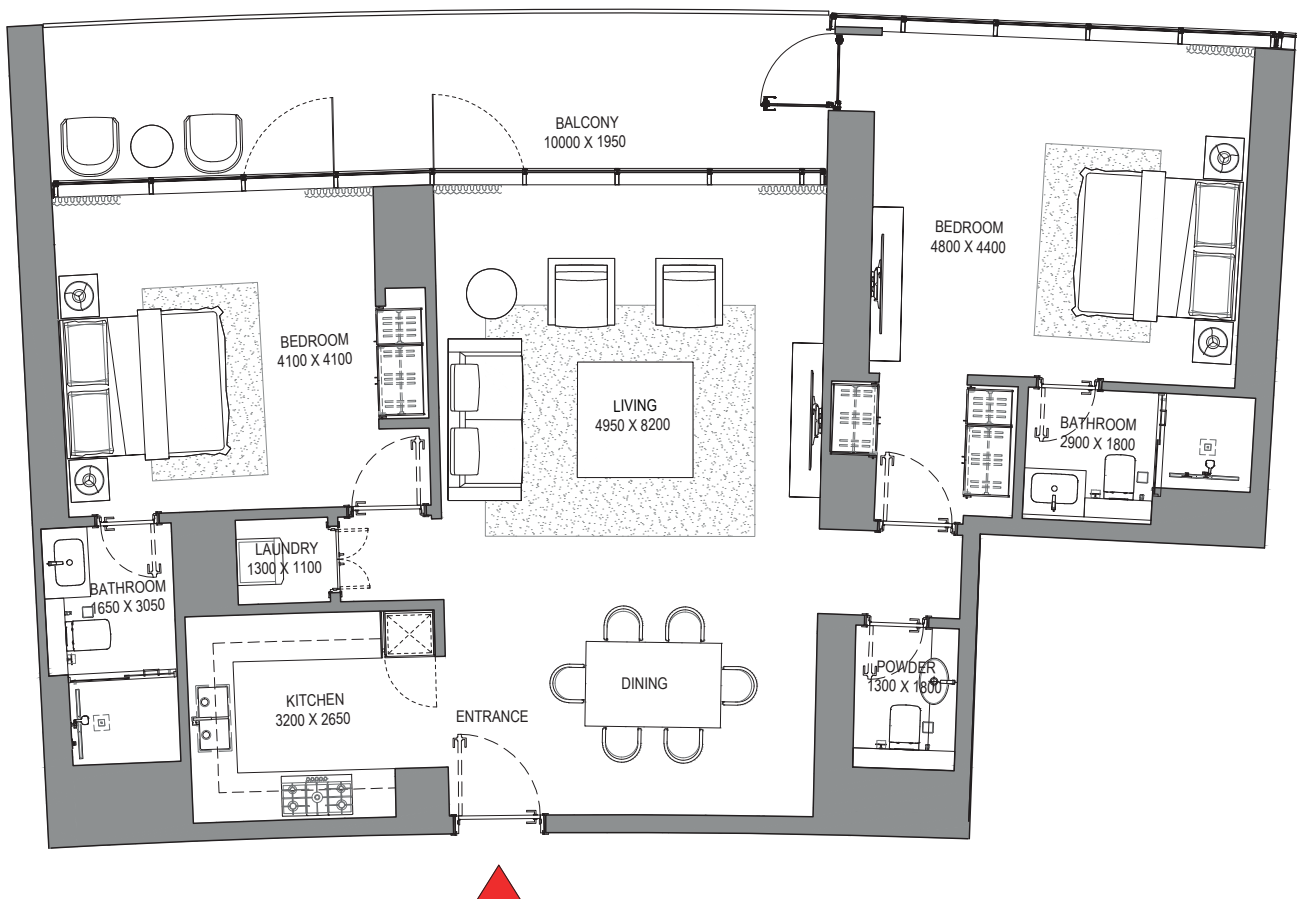
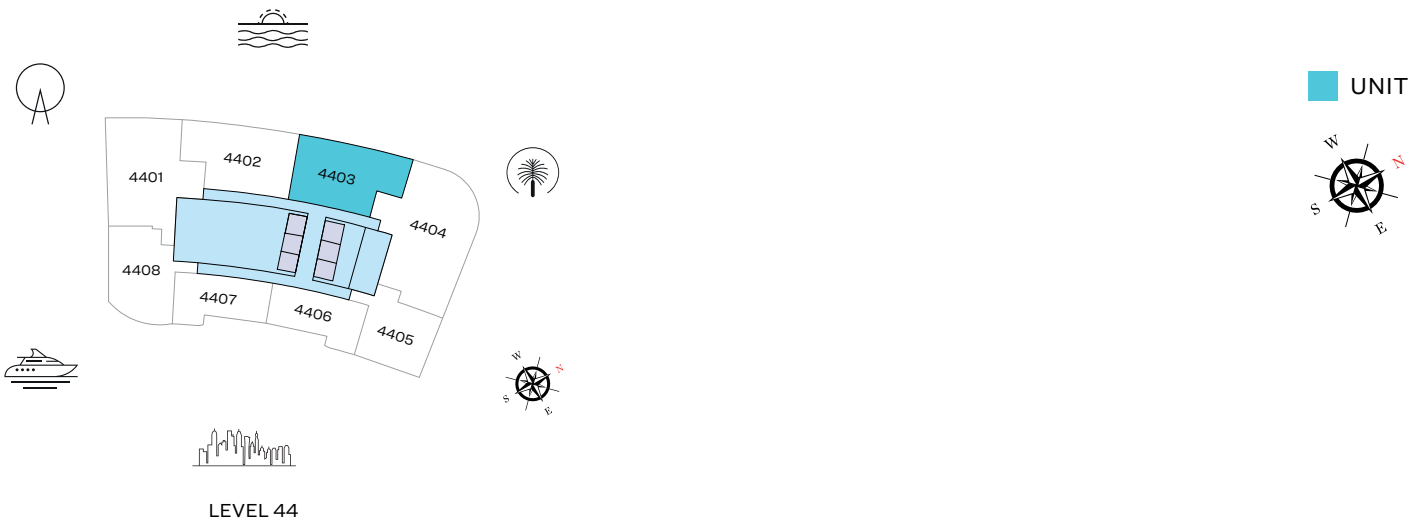
TYPE B (with powder room + balcony)

TOTAL SALEABLE AREA

SUITE = 1,362.39 SQ.FT.

BALCONY = 239.50 SQ.FT.

TOTAL = 1,601.89 SQ.FT.



List of unit numbers with this unit plan:

VIEWS

Palm Jumeirah, Harbour, Sea, Skydive
4403

Disclaimer: 1. All dimensions are in metric, measured to wall finishes. 2. All materials, dimensions & drawings are approximate. 3. Information is subject to change without notice, at developer's absolute discretion. 4. Actual area may vary from the stated area. 5. Drawing are not to scale. 6. All images used are for illustrative purpose only and do not represent the actual size, features, specifications, fittings and furnishings. 7. The developer reserves the right to make revisions/ alterations, at its absolute discretion, without any liability whatsoever.

2 BEDROOM APARTMENT

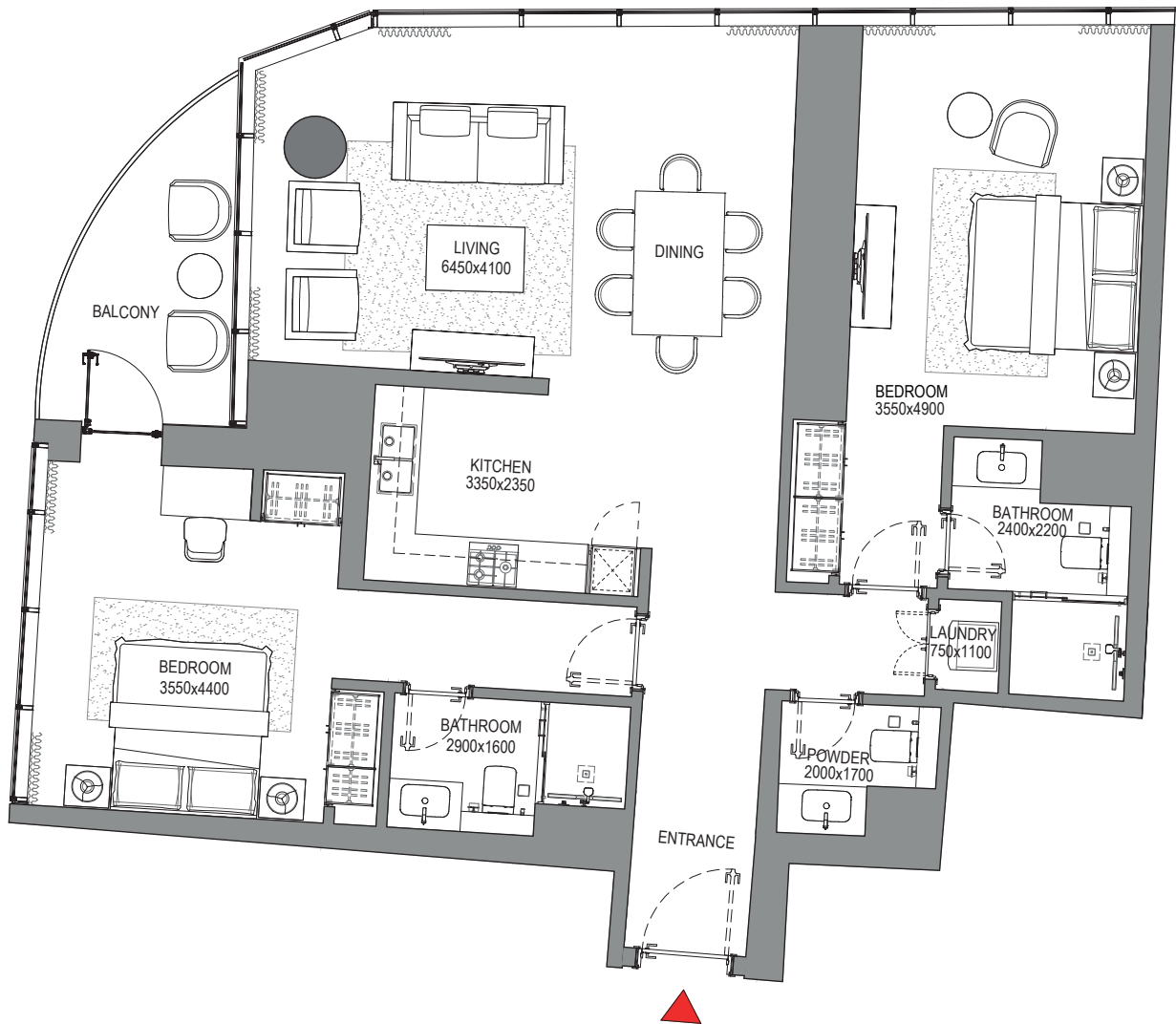
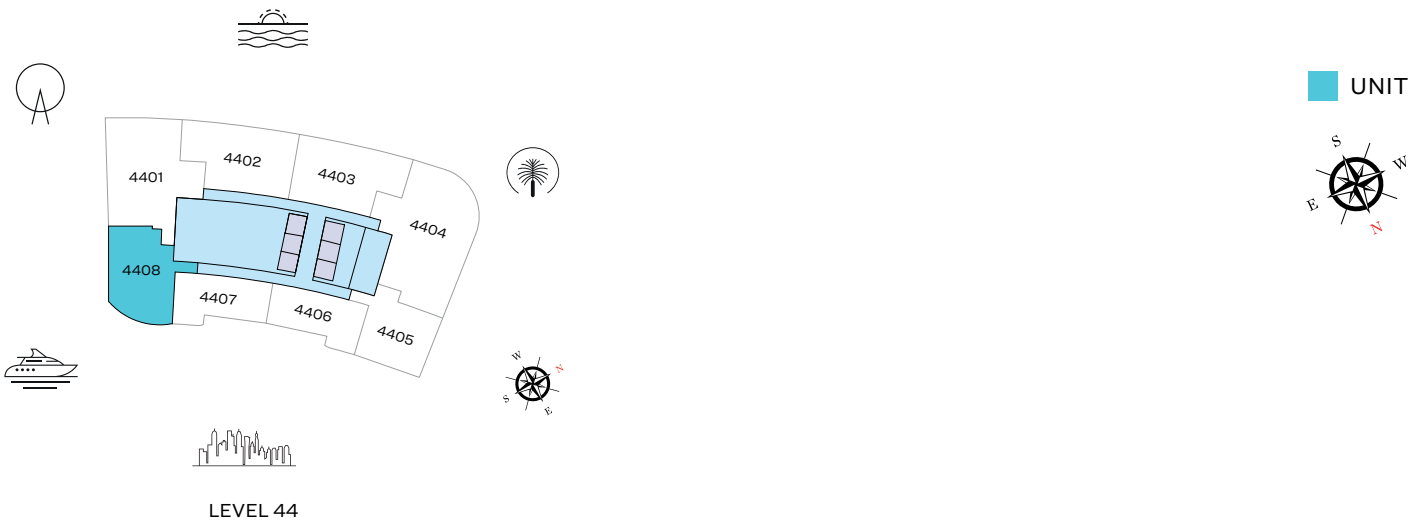
TYPE D (with powder room + balcony)

TOTAL SALEABLE AREA

SUITE = 1,318.47 SQ.FT.

BALCONY = 83.74 SQ.FT.

TOTAL = 1,402.21 SQ.FT.



List of unit numbers with this unit plan:

VIEWS

Blue waters, Ain Dubai, JBR Beach, Marina, Sea
4408

Disclaimer: 1. All dimensions are in metric, measured to wall finishes. 2. All materials, dimensions & drawings are approximate. 3. Information is subject to change without notice, at developer's absolute discretion. 4. Actual area may vary from the stated area. 5. Drawing are not to scale. 6. All images used are for illustrative purpose only and do not represent the actual size, features, specifications, fittings and furnishings. 7. The developer reserves the right to make revisions/ alterations, at its absolute discretion, without any liability whatsoever.

1 BEDROOM APARTMENT

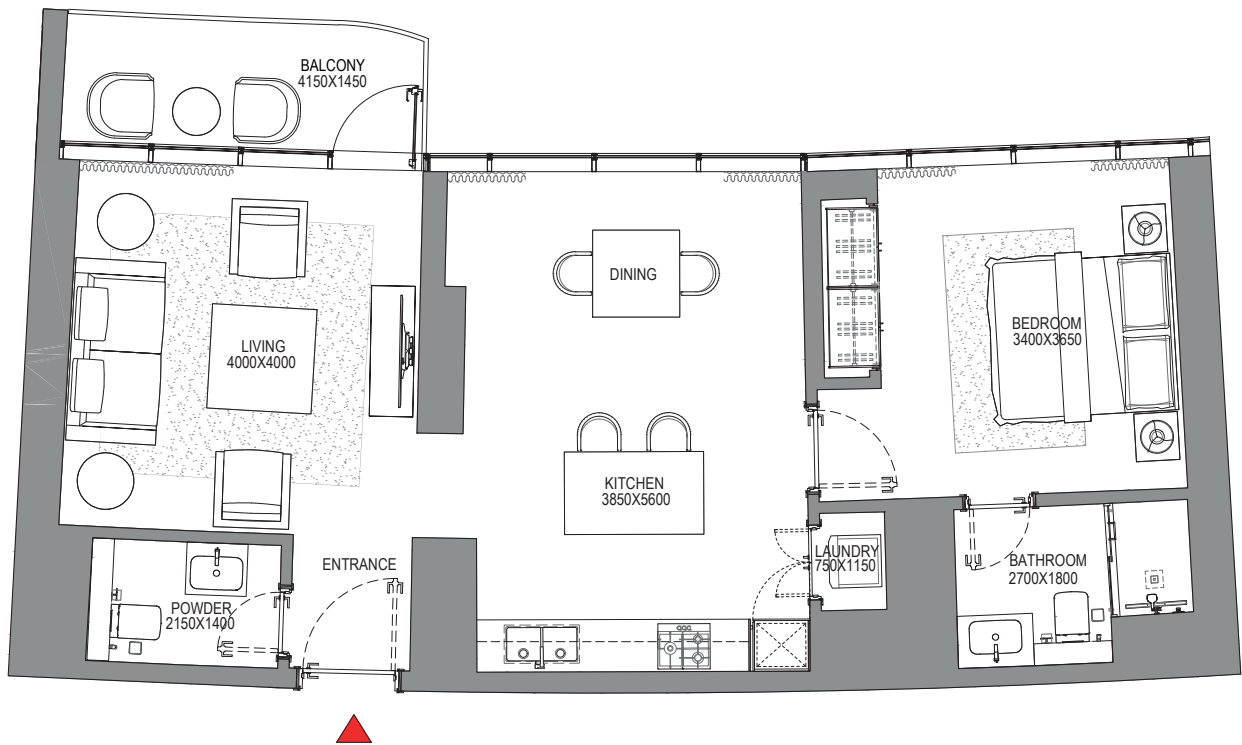
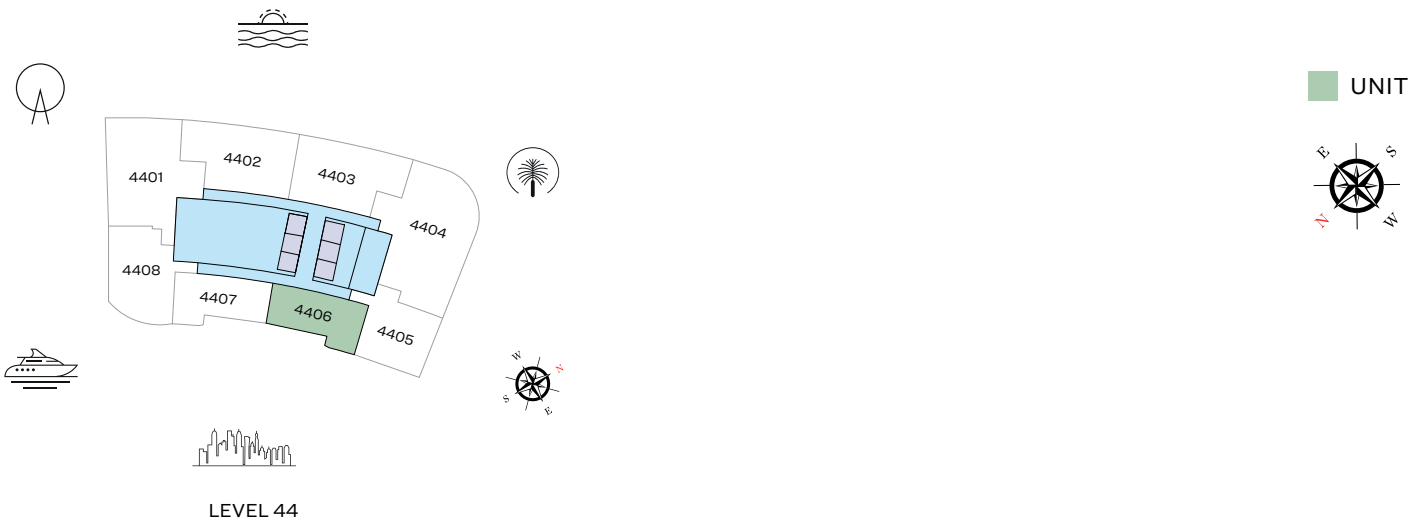
TYPE A (with powder room + balcony)

TOTAL SALEABLE AREA

SUITE = 822.26 SQ.FT.

BALCONY = 70.72 SQ.FT.

TOTAL = 892.98 SQ.FT.



List of unit numbers with this unit plan:

VIEWS

Marina, Marina Skyline
4406

Disclaimer: 1. All dimensions are in metric, measured to wall finishes. 2. All materials, dimensions & drawings are approximate. 3. Information is subject to change without notice, at developer's absolute discretion. 4. Actual area may vary from the stated area. 5. Drawing are not to scale. 6. All images used are for illustrative purpose only and do not represent the actual size, features, specifications, fittings and furnishings. 7. The developer reserves the right to make revisions/ alterations, at its absolute discretion, without any liability whatsoever.

1 BEDROOM APARTMENT

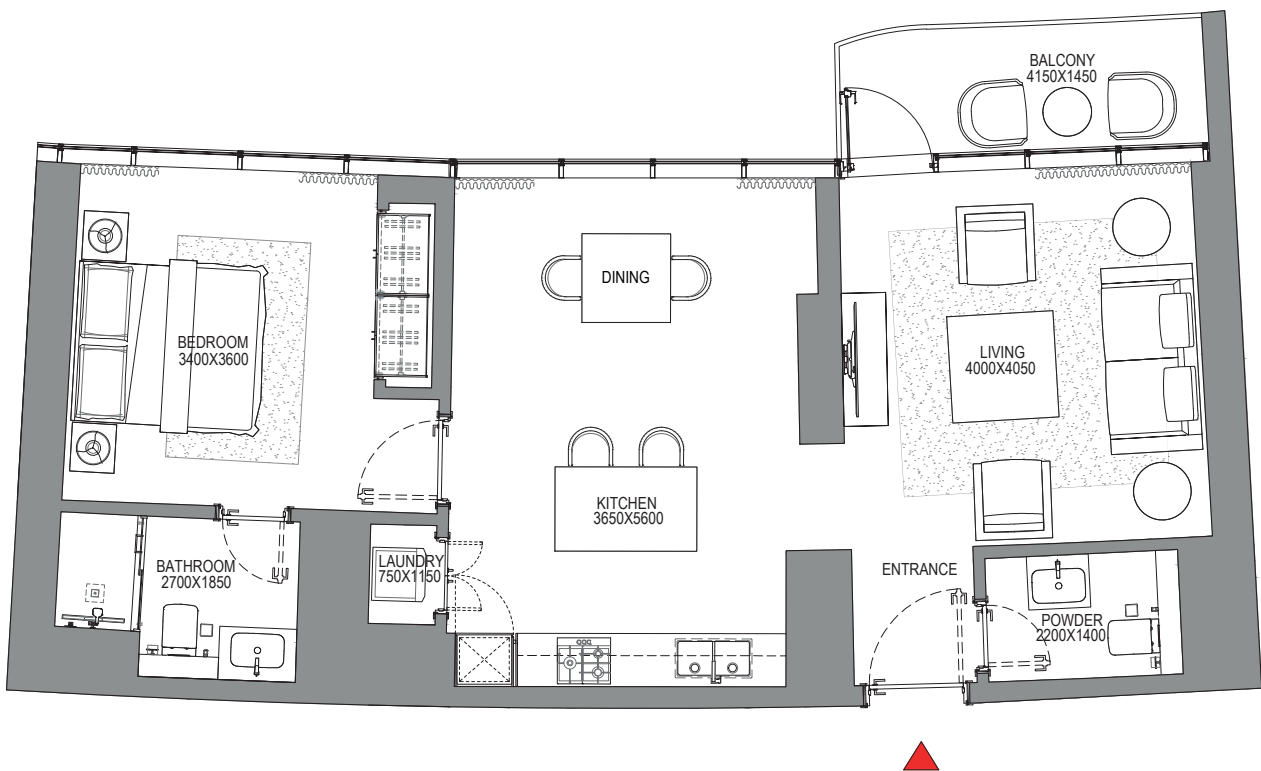
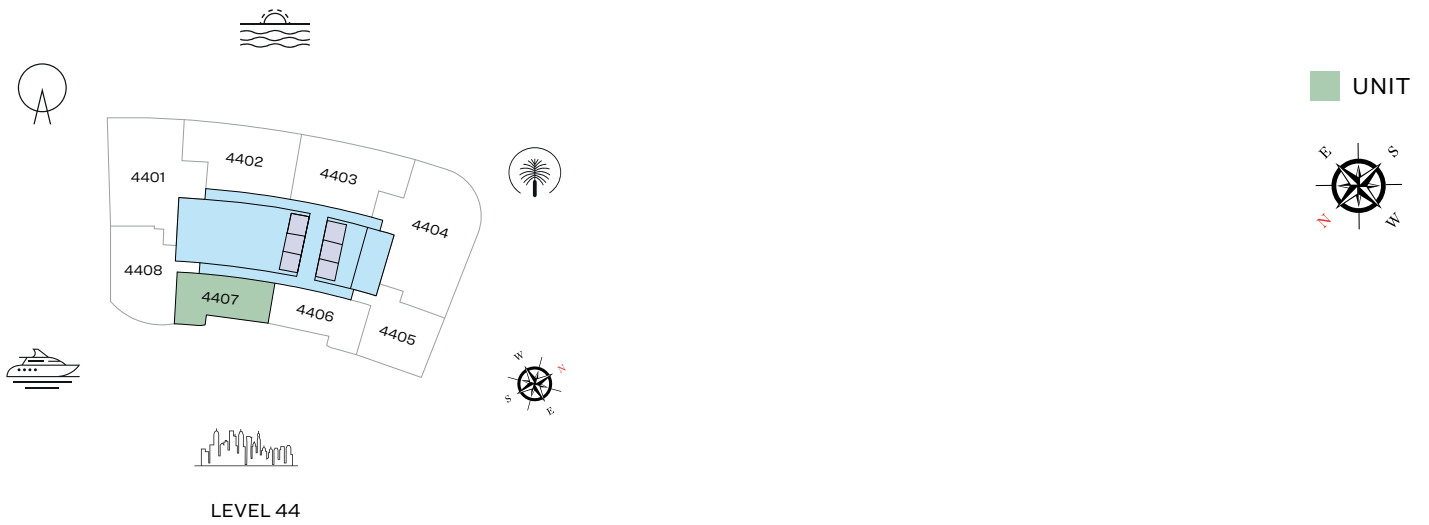
TYPE B (with powder room + balcony)

TOTAL SALEABLE AREA

SUITE = 820.53 SQ.FT.

BALCONY = 68.46 SQ.FT.

TOTAL = 888.99 SQ.FT.



List of unit numbers with this unit plan:

VIEWS

Marina, Marina Skyline
4407

Disclaimer: 1. All dimensions are in metric, measured to wall finishes. 2. All materials, dimensions & drawings are approximate. 3. Information is subject to change without notice, at developer's absolute discretion. 4. Actual area may vary from the stated area. 5. Drawing are not to scale. 6. All images used are for illustrative purpose only and do not represent the actual size, features, specifications, fittings and furnishings. 7. The developer reserves the right to make revisions/ alterations, at its absolute discretion, without any liability whatsoever.

1 BEDROOM APARTMENT

TYPE C (with powder room + balcony)

TOTAL SALEABLE AREA

SUITE = 1,034.30 SQ.FT.

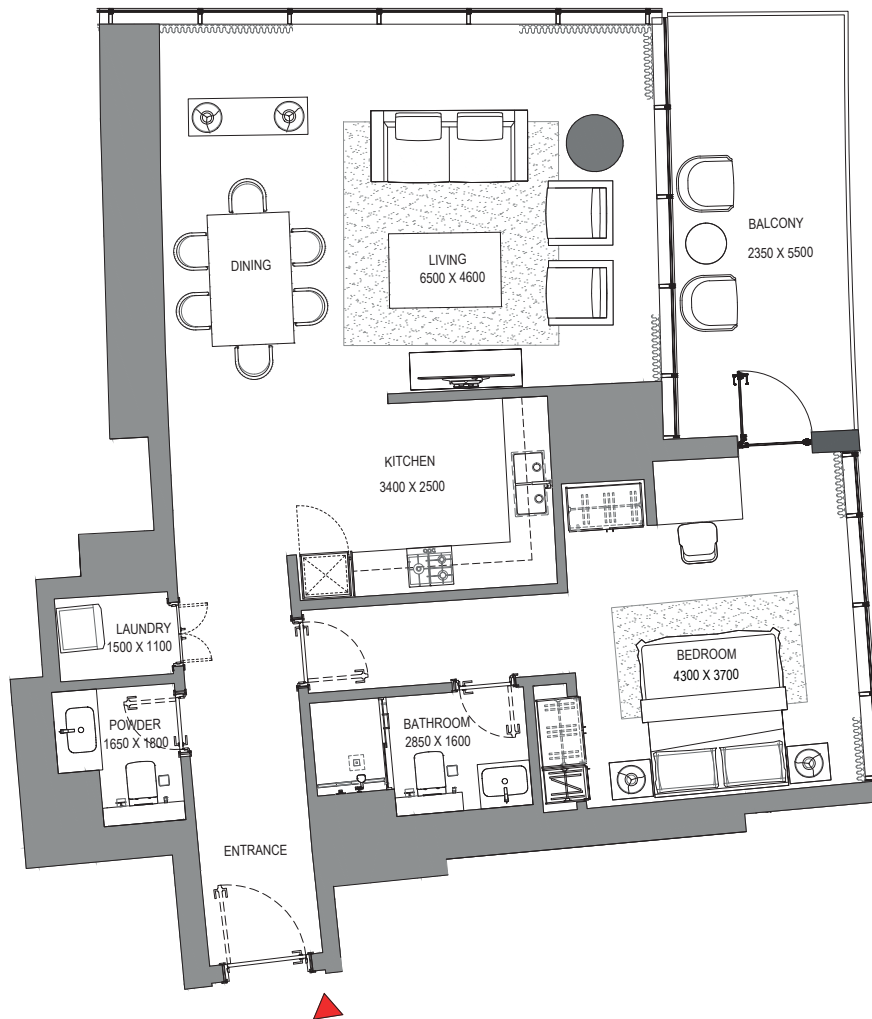
BALCONY = 149.62 SQ.FT.

TOTAL = 1,183.92 SQ.FT.



LEVEL 44

UNIT



List of unit numbers with this unit plan:

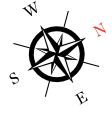
VIEWS

Marina, Marina Skyline
4405

Disclaimer: 1. All dimensions are in metric, measured to wall finishes. 2. All materials, dimensions & drawings are approximate. 3. Information is subject to change without notice, at developer's absolute discretion. 4. Actual area may vary from the stated area. 5. Drawing are not to scale. 6. All images used are for illustrative purpose only and do not represent the actual size, features, specifications, fittings and furnishings. 7. The developer reserves the right to make revisions/ alterations, at its absolute discretion, without any liability whatsoever.

FLOOR PLAN LAYOUT

TOWER A



- 1 BED UNIT
- 2 BED UNIT
- 3 BED UNIT
- LOBBIES, CORRIDORS & STAIRS
- LIFTS

Disclaimer: 1. All dimensions are in metric, measured to wall finishes. 2. All materials, dimensions & drawings are approximate. 3. Information is subject to change without notice, at developer's absolute discretion. 4. Actual area may vary from the stated area. 5. Drawing are not to scale. 6. All images used are for illustrative purpose only and do not represent the actual size, features, specifications, fittings and furnishings. 7. The developer reserves the right to make revisions/ alterations, at its absolute discretion, without any liability whatsoever.

3 BEDROOM APARTMENT

TYPE A (with maid room and powder room + balcony)

TOTAL SALEABLE AREA

SUITE = 2,087.01 SQ.FT.

BALCONY = 221.63 SQ.FT.

TOTAL = 2,308.64 SQ.FT.



LEVEL 45



List of unit numbers with this unit plan:

VIEWS

Blue waters, Ain Dubai, Palm Jumeirah, Harbour, JBR Beach, Marina, Sea, Marina Skyline, Skydive 4501

Disclaimer: 1. All dimensions are in metric, measured to wall finishes. 2. All materials, dimensions & drawings are approximate. 3. Information is subject to change without notice, at developer's absolute discretion. 4. Actual area may vary from the stated area. 5. Drawing are not to scale. 6. All images used are for illustrative purpose only and do not represent the actual size, features, specifications, fittings and furnishings. 7. The developer reserves the right to make revisions/ alterations, at its absolute discretion, without any liability whatsoever.

3 BEDROOM APARTMENT

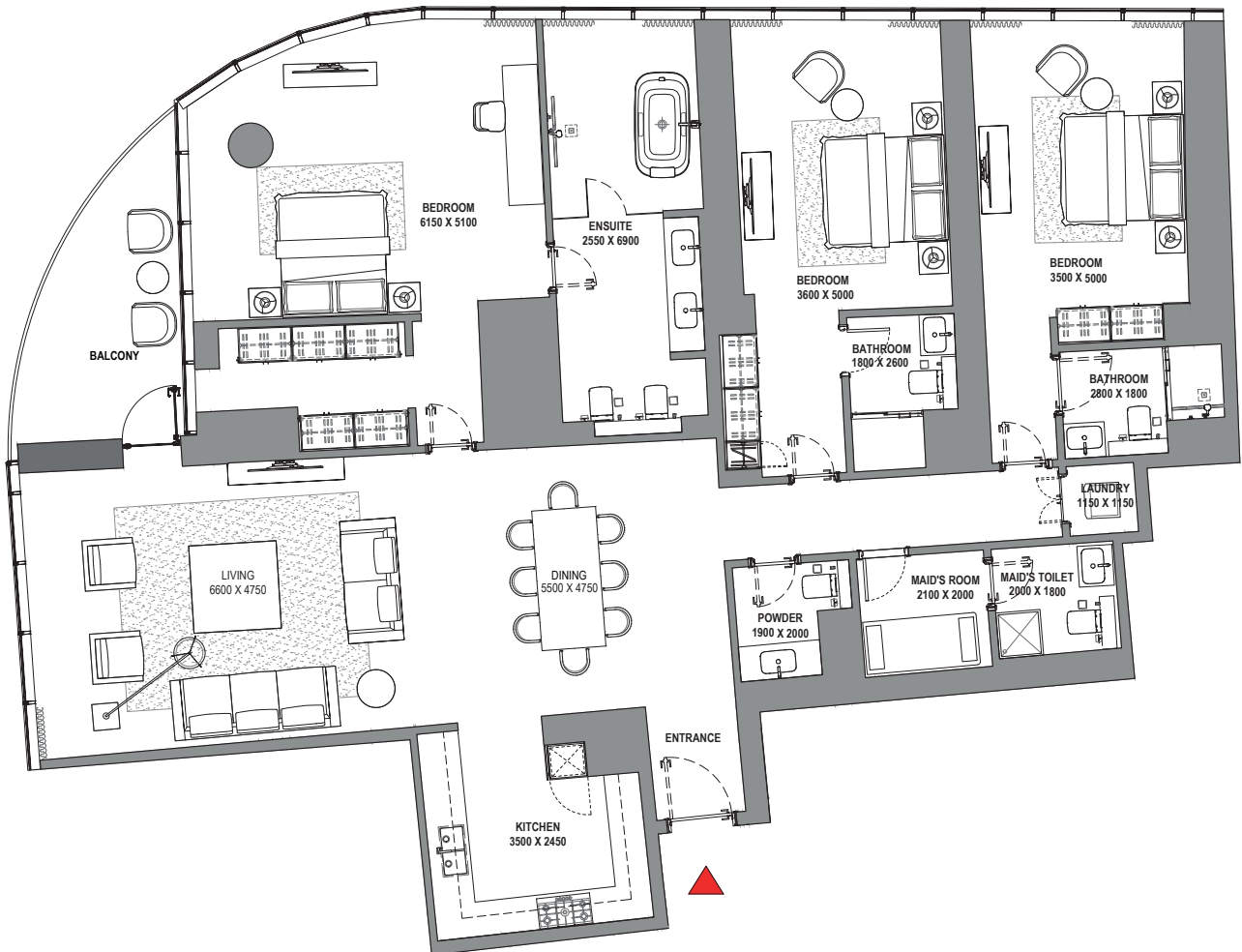

TYPE C (with maid room and powder room + balcony)

TOTAL SALEABLE AREA

SUITE = 2,530.70 SQ.FT.

BALCONY = 141.22 SQ.FT.

TOTAL = 2,671.92 SQ.FT.



List of unit numbers with this unit plan:

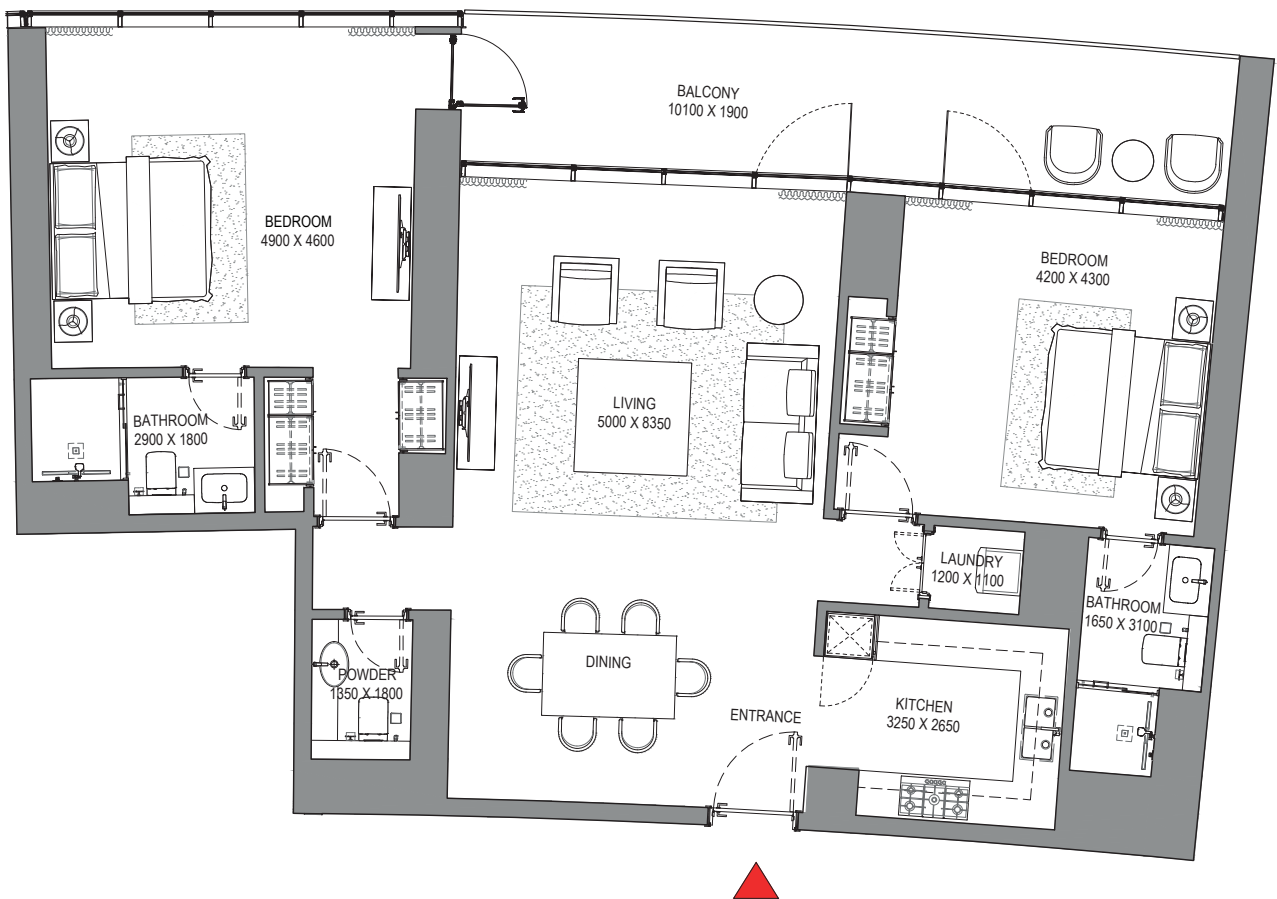
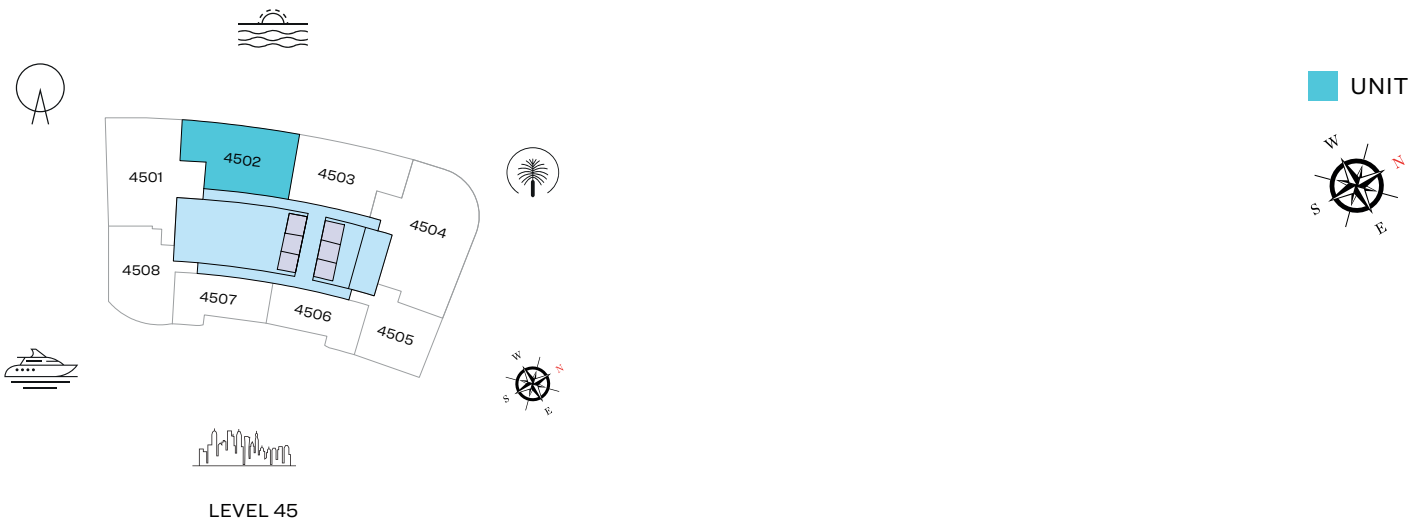
VIEWS

Palm Jumeirah, Harbour, Sea, Skydive
4504

Disclaimer: 1. All dimensions are in metric, measured to wall finishes. 2. All materials, dimensions & drawings are approximate. 3. Information is subject to change without notice, at developer's absolute discretion. 4. Actual area may vary from the stated area. 5. Drawing are not to scale. 6. All images used are for illustrative purpose only and do not represent the actual size, features, specifications, fittings and furnishings. 7. The developer reserves the right to make revisions/ alterations, at its absolute discretion, without any liability whatsoever.

2 BEDROOM APARTMENT
TYPE A (with powder room + balcony)

TOTAL SALEABLE AREA
 SUITE = 1,397.91 SQ.FT.
 BALCONY = 235.62 SQ.FT.
 TOTAL = 1,633.53 SQ.FT.



List of unit numbers with this unit plan:

VIEWS

Blue waters, Ain Dubai, Palm Jumeirah, Harbour, Sea, Skydive
 4502

Disclaimer: 1. All dimensions are in metric, measured to wall finishes. 2. All materials, dimensions & drawings are approximate. 3. Information is subject to change without notice, at developer's absolute discretion. 4. Actual area may vary from the stated area. 5. Drawing are not to scale. 6. All images used are for illustrative purpose only and do not represent the actual size, features, specifications, fittings and furnishings. 7. The developer reserves the right to make revisions/ alterations, at its absolute discretion, without any liability whatsoever.

2 BEDROOM APARTMENT

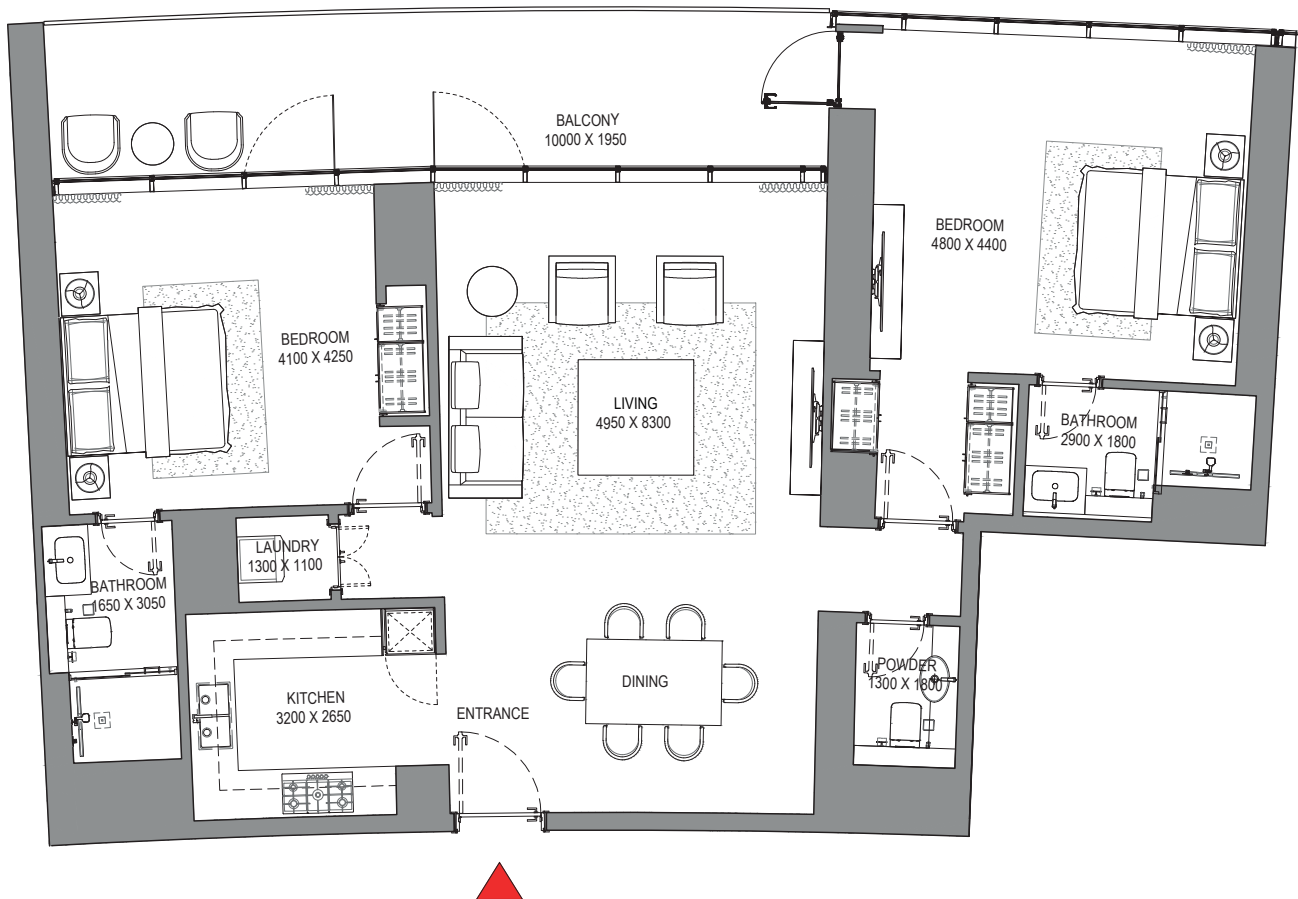
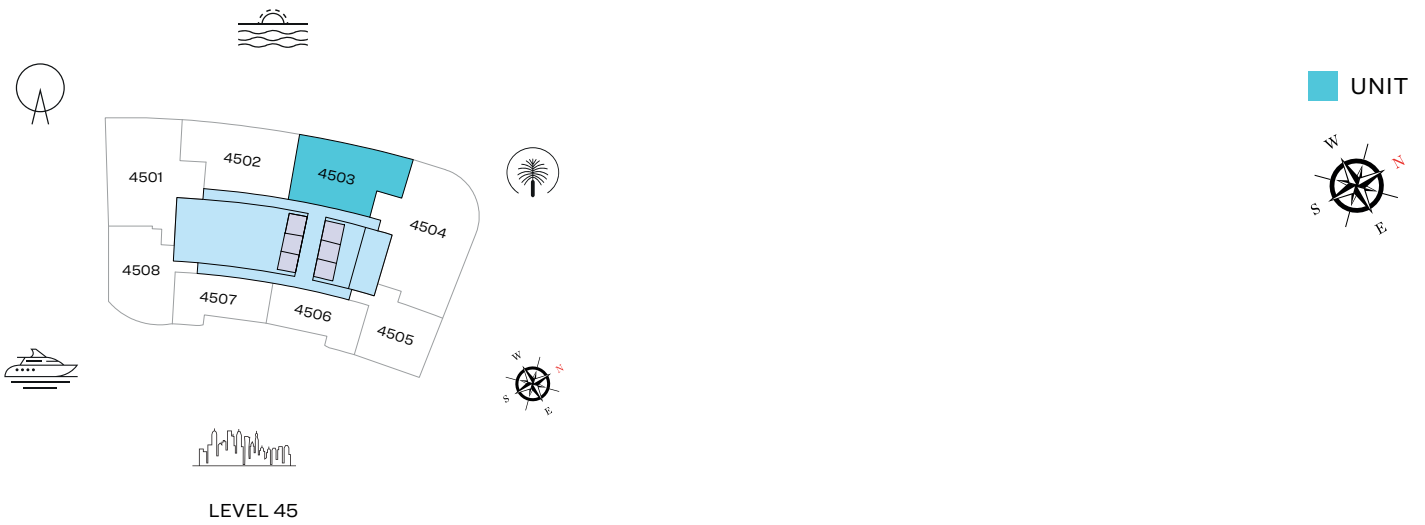
TYPE B (with powder room + balcony)

TOTAL SALEABLE AREA

SUITE = 1,379.93 SQ.FT.

BALCONY = 239.71 SQ.FT.

TOTAL = 1,619.64 SQ.FT.



List of unit numbers with this unit plan:

VIEWS

Palm Jumeirah, Harbour, Sea, Skydive
4503

Disclaimer: 1. All dimensions are in metric, measured to wall finishes. 2. All materials, dimensions & drawings are approximate. 3. Information is subject to change without notice, at developer's absolute discretion. 4. Actual area may vary from the stated area. 5. Drawing are not to scale. 6. All images used are for illustrative purpose only and do not represent the actual size, features, specifications, fittings and furnishings. 7. The developer reserves the right to make revisions/ alterations, at its absolute discretion, without any liability whatsoever.

2 BEDROOM APARTMENT

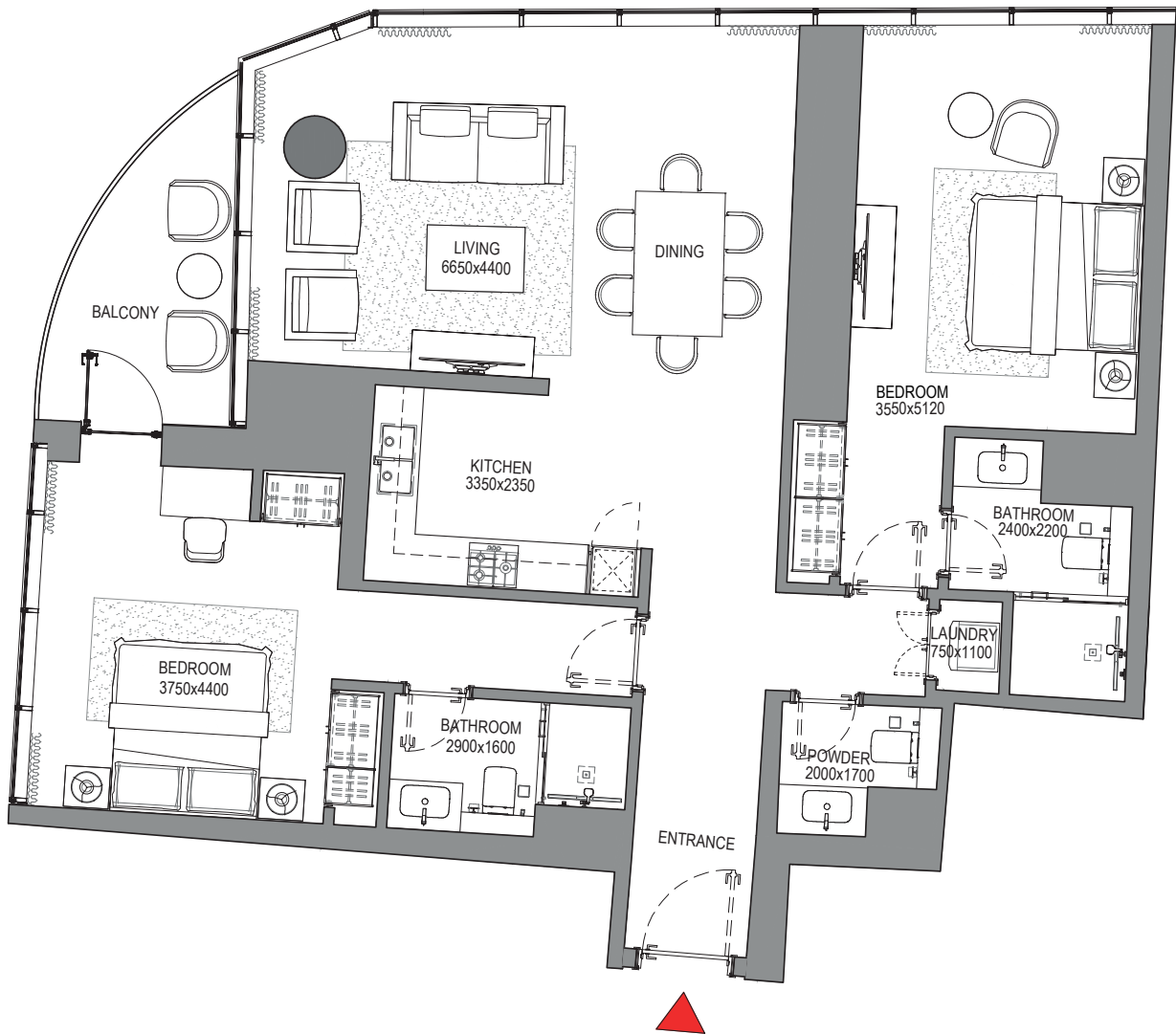
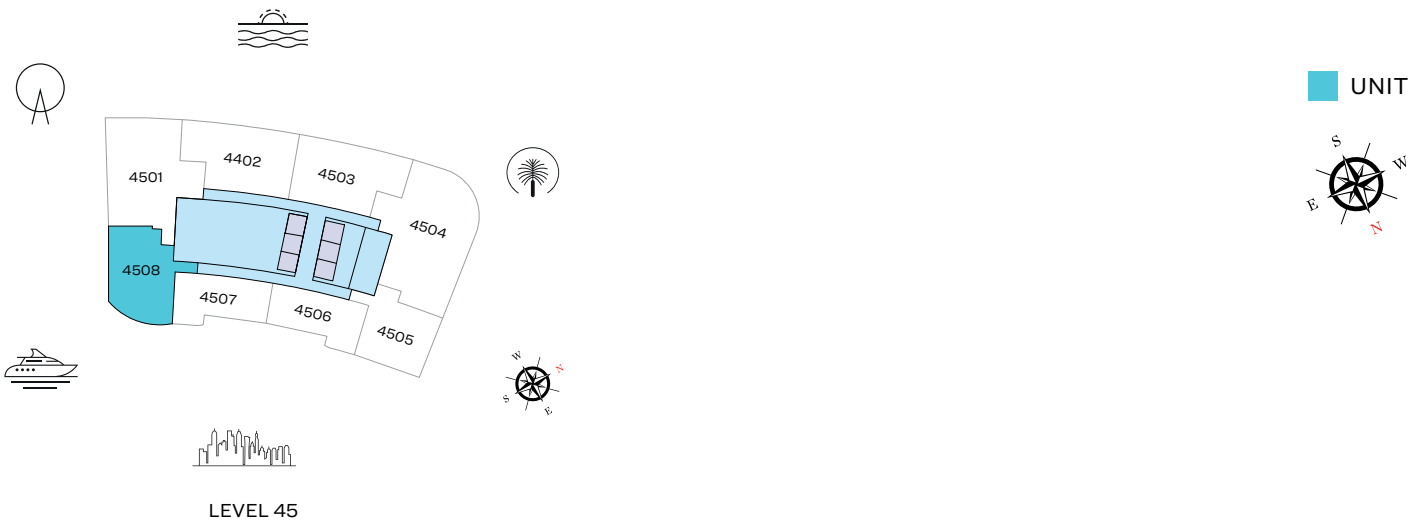
TYPE D (with powder room + balcony)

TOTAL SALEABLE AREA

SUITE = 1,335.59 SQ.FT.

BALCONY = 88.48 SQ.FT.

TOTAL = 1,424.07 SQ.FT.



List of unit numbers with this unit plan:

VIEWS

Blue waters, Ain Dubai, JBR Beach, Marina, Sea
4508

Disclaimer: 1. All dimensions are in metric, measured to wall finishes. 2. All materials, dimensions & drawings are approximate. 3. Information is subject to change without notice, at developer's absolute discretion. 4. Actual area may vary from the stated area. 5. Drawing are not to scale. 6. All images used are for illustrative purpose only and do not represent the actual size, features, specifications, fittings and furnishings. 7. The developer reserves the right to make revisions/ alterations, at its absolute discretion, without any liability whatsoever.

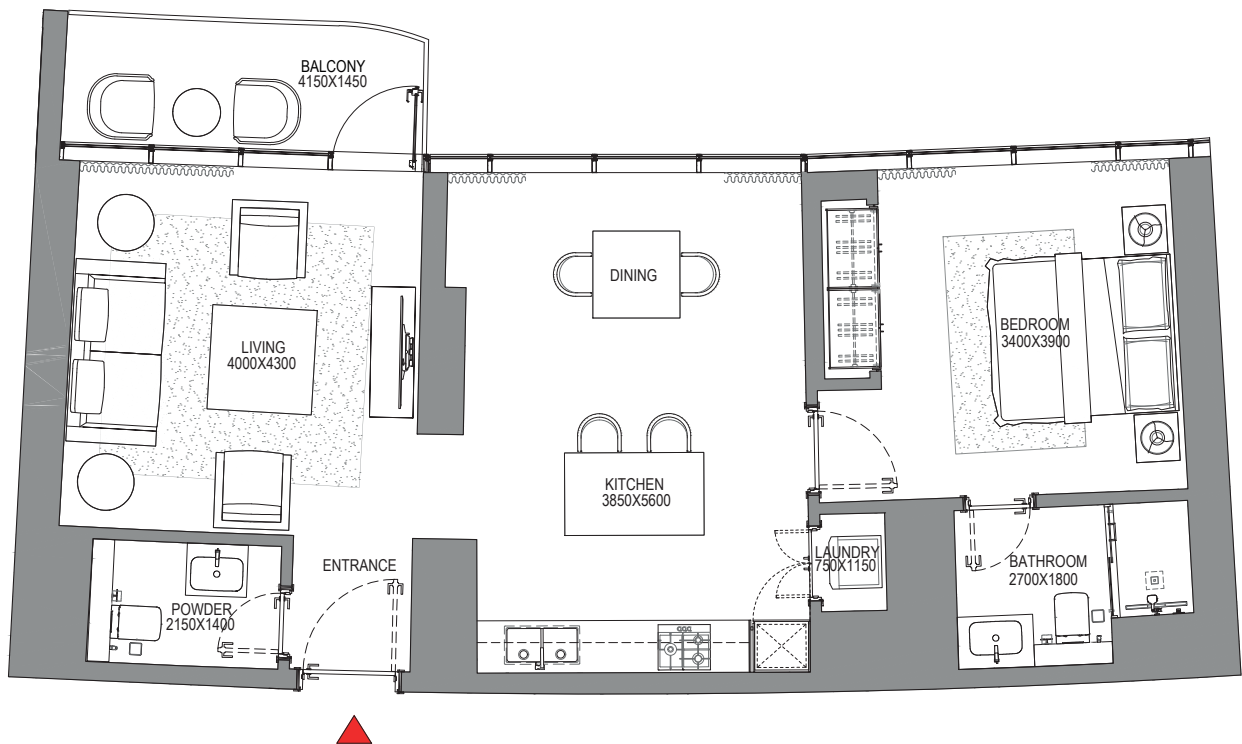
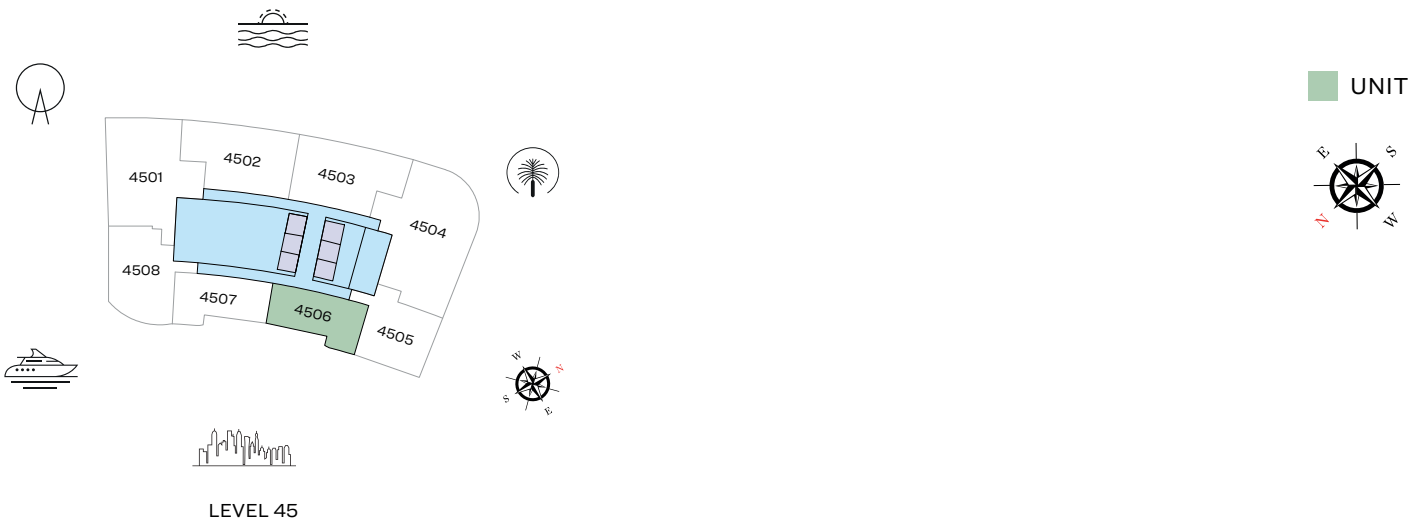
1 BEDROOM APARTMENT
TYPE A (with powder room + balcony)

TOTAL SALEABLE AREA

SUITE = 836.36 SQ.FT.

BALCONY = 70.61 SQ.FT.

TOTAL = 906.97 SQ.FT.



List of unit numbers with this unit plan:

VIEWS

Marina, Marina Skyline
 4506

Disclaimer: 1. All dimensions are in metric, measured to wall finishes. 2. All materials, dimensions & drawings are approximate. 3. Information is subject to change without notice, at developer's absolute discretion. 4. Actual area may vary from the stated area. 5. Drawing are not to scale. 6. All images used are for illustrative purpose only and do not represent the actual size, features, specifications, fittings and furnishings. 7. The developer reserves the right to make revisions/ alterations, at its absolute discretion, without any liability whatsoever.

1 BEDROOM APARTMENT

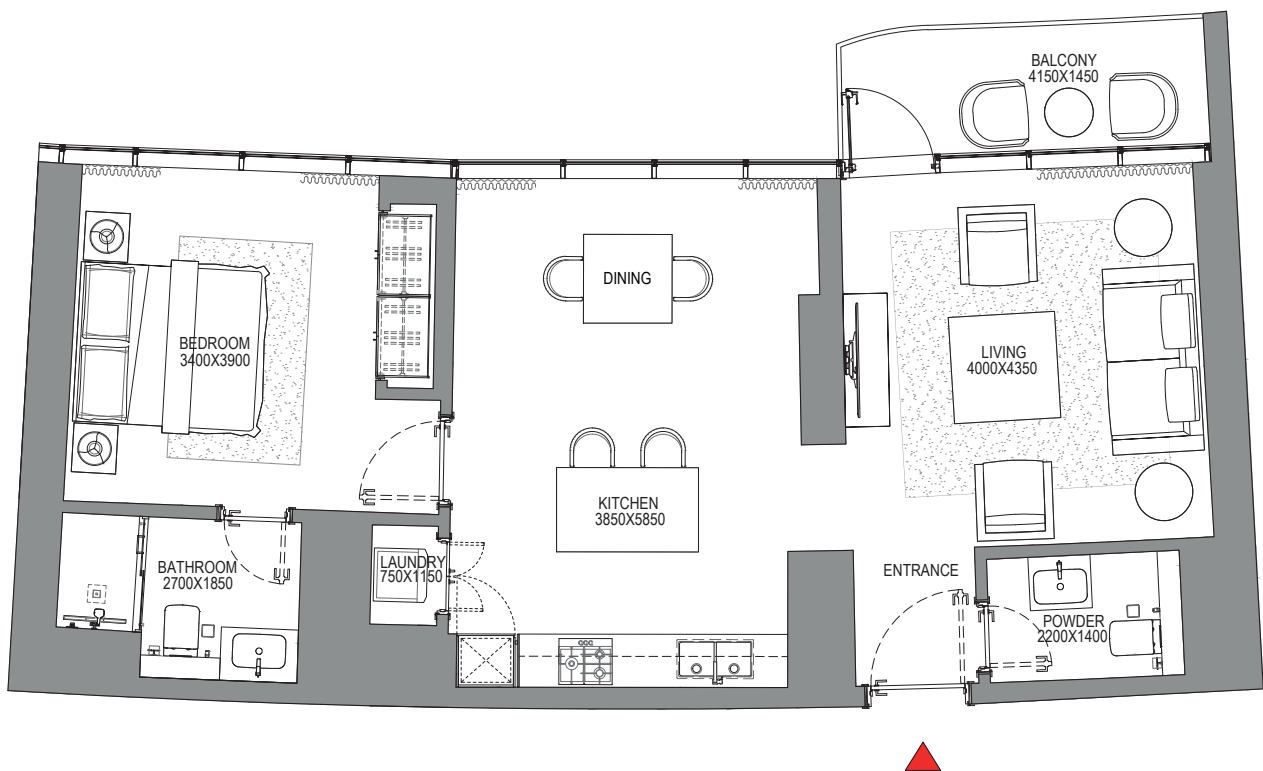
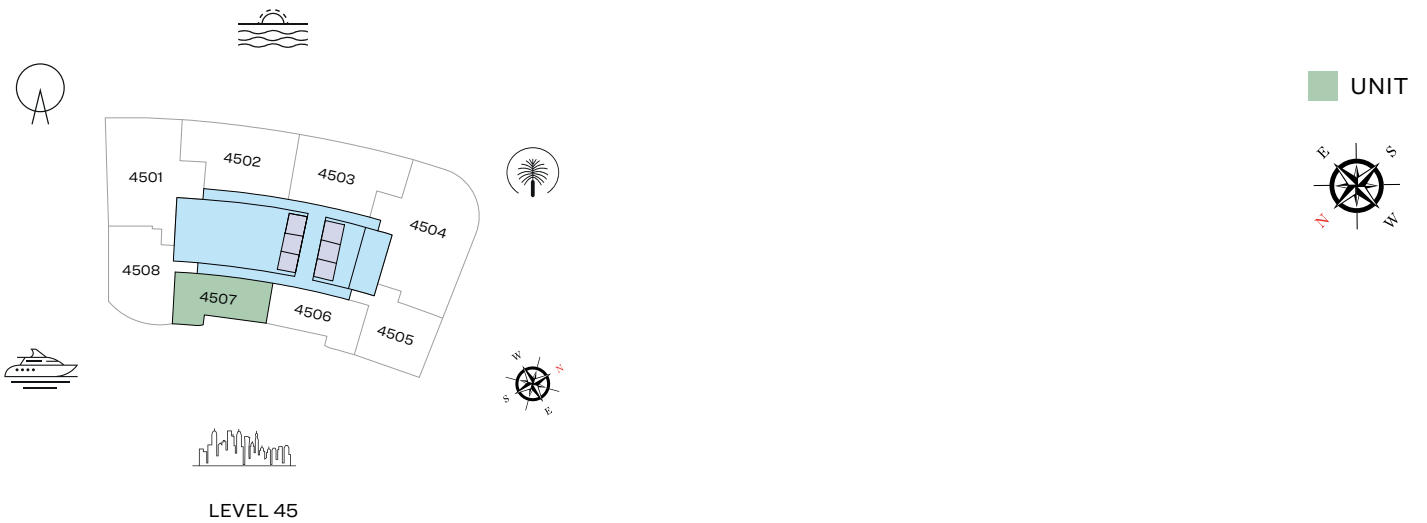
TYPE B (with powder room + balcony)

TOTAL SALEABLE AREA

SUITE = 834.63 SQ.FT.

BALCONY = 68.46 SQ.FT.

TOTAL = 903.09 SQ.FT.



List of unit numbers with this unit plan:

VIEWS

Marina, Marina Skyline
4507

Disclaimer: 1. All dimensions are in metric, measured to wall finishes. 2. All materials, dimensions & drawings are approximate. 3. Information is subject to change without notice, at developer's absolute discretion. 4. Actual area may vary from the stated area. 5. Drawing are not to scale. 6. All images used are for illustrative purpose only and do not represent the actual size, features, specifications, fittings and furnishings. 7. The developer reserves the right to make revisions/ alterations, at its absolute discretion, without any liability whatsoever.

1 BEDROOM APARTMENT

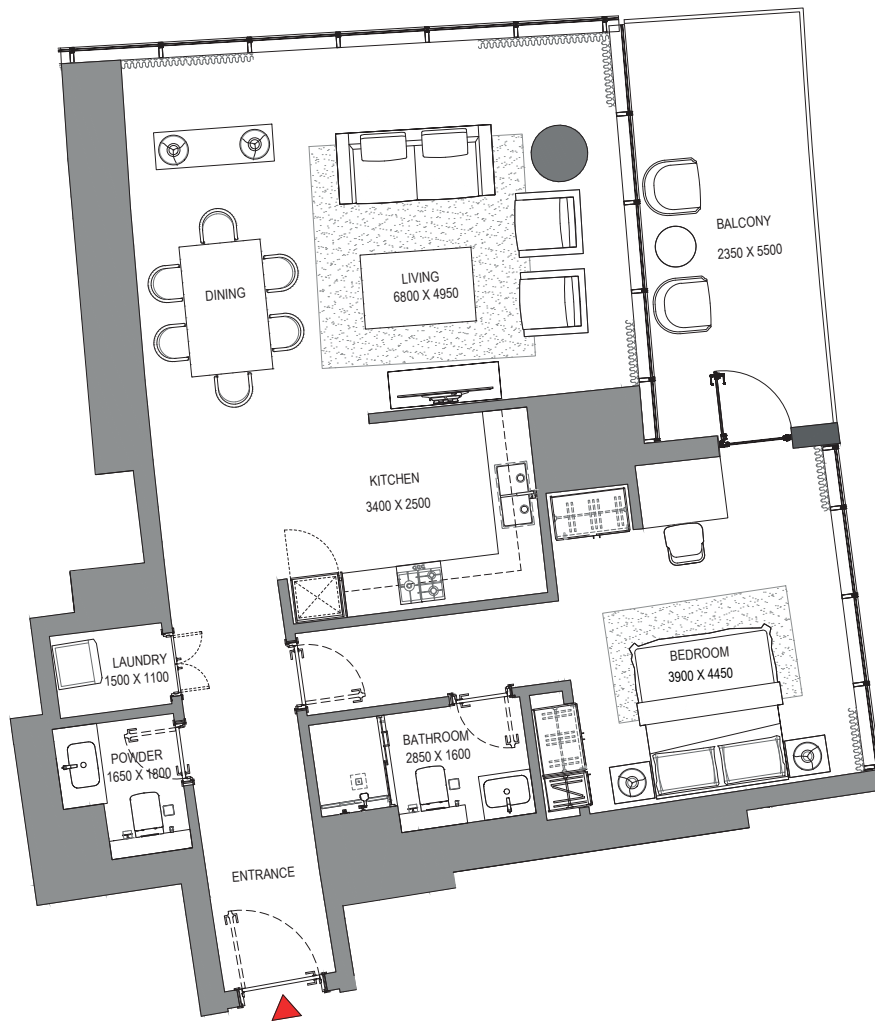
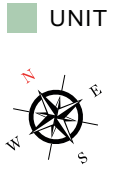
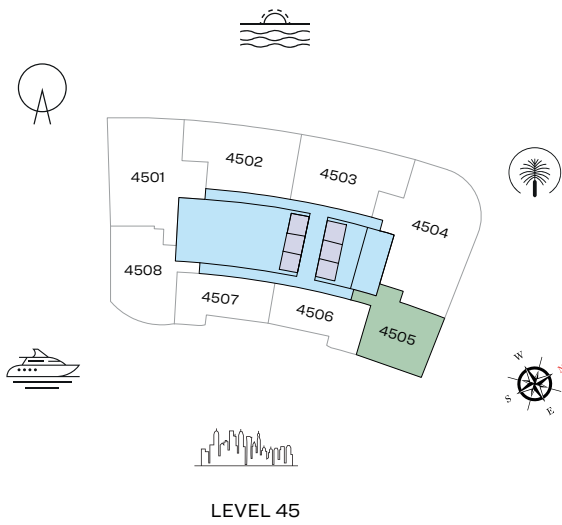
TYPE C (with powder room + balcony)

TOTAL SALEABLE AREA

SUITE = 1,047.87 SQ.FT.

BALCONY = 151.88 SQ.FT.

TOTAL = 1,199.75 SQ.FT.



List of unit numbers with this unit plan:

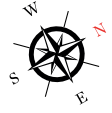
VIEWS

Marina, Marina Skyline
4505

Disclaimer: 1. All dimensions are in metric, measured to wall finishes. 2. All materials, dimensions & drawings are approximate. 3. Information is subject to change without notice, at developer's absolute discretion. 4. Actual area may vary from the stated area. 5. Drawing are not to scale. 6. All images used are for illustrative purpose only and do not represent the actual size, features, specifications, fittings and furnishings. 7. The developer reserves the right to make revisions/ alterations, at its absolute discretion, without any liability whatsoever.

FLOOR PLAN LAYOUT

TOWER A



- 1 BED UNIT
- 2 BED UNIT
- 3 BED UNIT
- LIFTS
- LOBBIES, CORRIDORS & STAIRS

Disclaimer: 1. All dimensions are in metric, measured to wall finishes. 2. All materials, dimensions & drawings are approximate. 3. Information is subject to change without notice, at developer's absolute discretion. 4. Actual area may vary from the stated area. 5. Drawing are not to scale. 6. All images used are for illustrative purpose only and do not represent the actual size, features, specifications, fittings and furnishings. 7. The developer reserves the right to make revisions/ alterations, at its absolute discretion, without any liability whatsoever.

3 BEDROOM APARTMENT

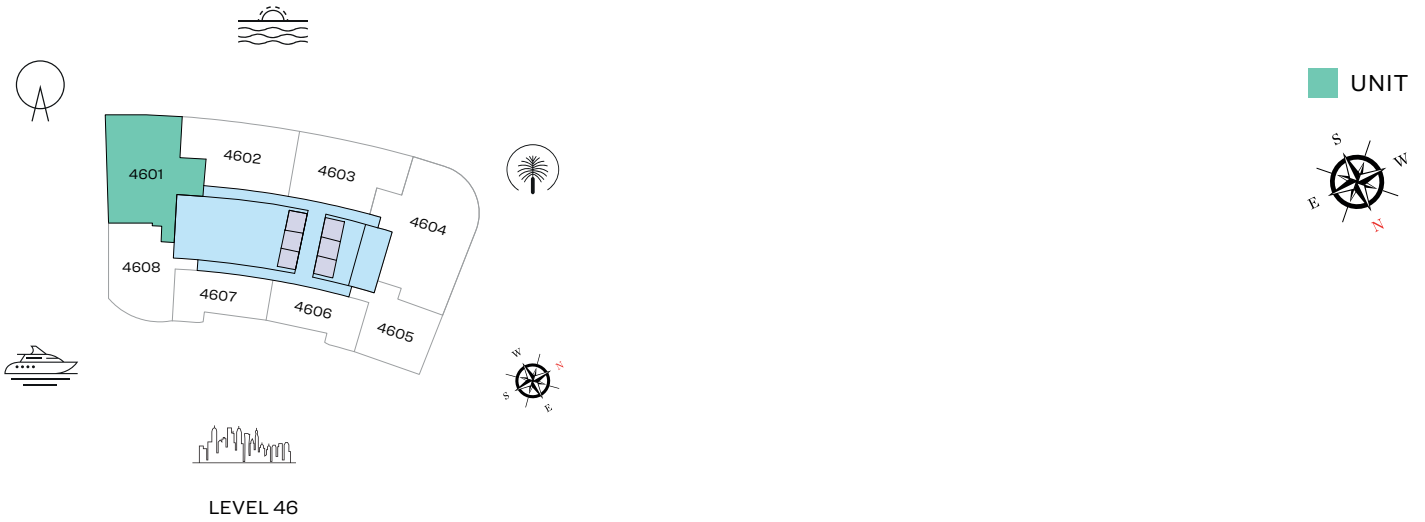
TYPE A (with maid room and powder room + balcony)

TOTAL SALEABLE AREA

SUITE = 2,110.37 SQ.FT.

BALCONY = 222.81 SQ.FT.

TOTAL = 2,333.18 SQ.FT.



List of unit numbers with this unit plan:

VIEWS

Blue waters, Ain Dubai, Palm Jumeirah, Harbour, JBR Beach, Marina, Sea, Marina Skyline, Skydive 4601

Disclaimer: 1. All dimensions are in metric, measured to wall finishes. 2. All materials, dimensions & drawings are approximate. 3. Information is subject to change without notice, at developer's absolute discretion. 4. Actual area may vary from the stated area. 5. Drawing are not to scale. 6. All images used are for illustrative purpose only and do not represent the actual size, features, specifications, fittings and furnishings. 7. The developer reserves the right to make revisions/ alterations, at its absolute discretion, without any liability whatsoever.

3 BEDROOM APARTMENT

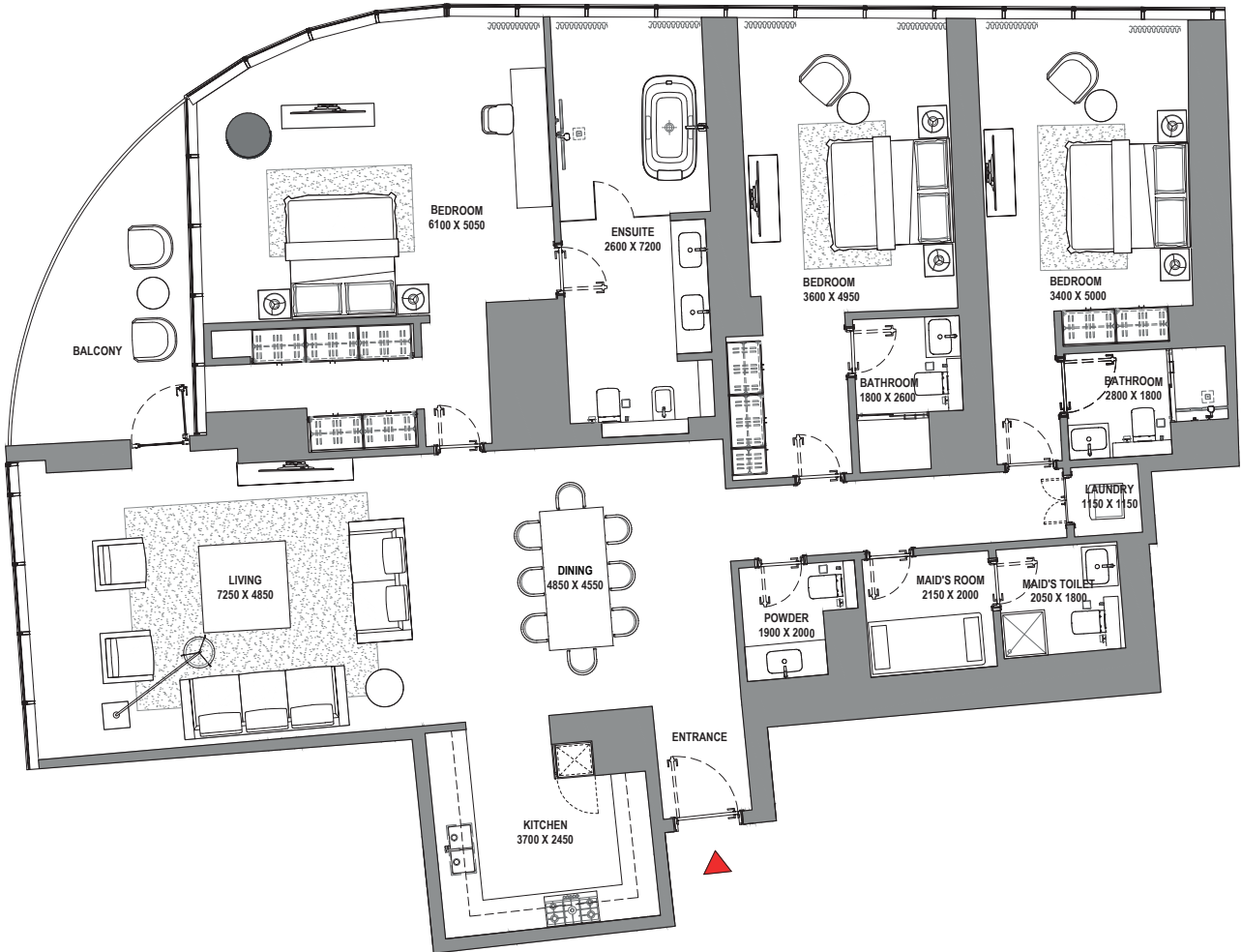

TYPE C (with maid room and powder room + balcony)

TOTAL SALEABLE AREA

SUITE = 2,545.02 SQ.FT.

BALCONY = 145.85 SQ.FT.

TOTAL = 2,690.87 SQ.FT.



List of unit numbers with this unit plan:

VIEWS

Palm Jumeirah, Harbour, Sea, Skydive
4604

Disclaimer: 1. All dimensions are in metric, measured to wall finishes. 2. All materials, dimensions & drawings are approximate. 3. Information is subject to change without notice, at developer's absolute discretion. 4. Actual area may vary from the stated area. 5. Drawing are not to scale. 6. All images used are for illustrative purpose only and do not represent the actual size, features, specifications, fittings and furnishings. 7. The developer reserves the right to make revisions/ alterations, at its absolute discretion, without any liability whatsoever.

2 BEDROOM APARTMENT

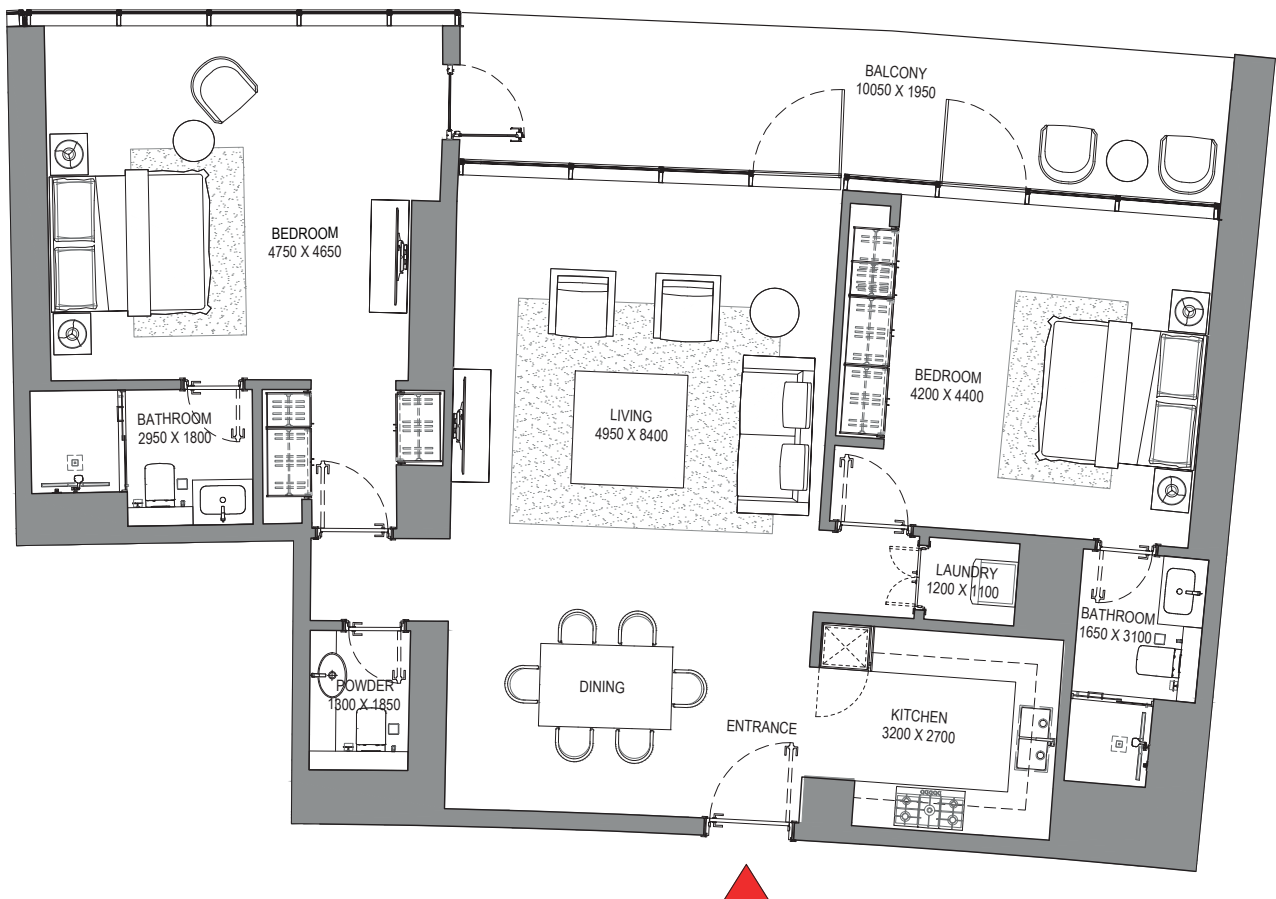
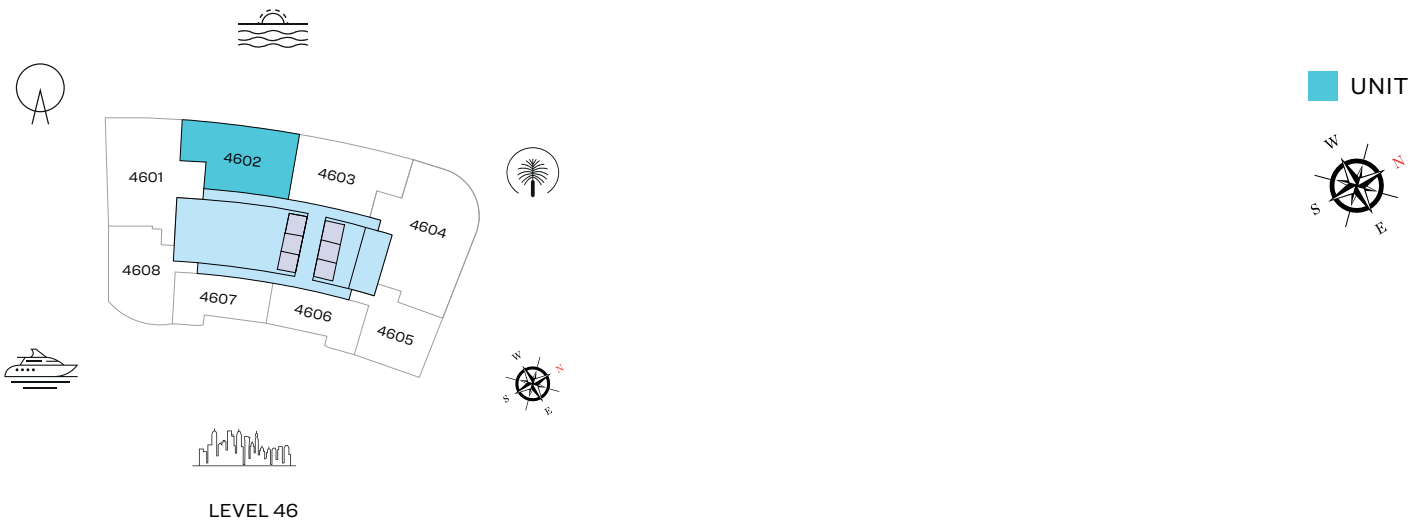
TYPE A (with powder room + balcony)

TOTAL SALEABLE AREA

SUITE = 1,415.24 SQ.FT.

BALCONY = 236.16 SQ.FT.

TOTAL = 1,651.40 SQ.FT.



List of unit numbers with this unit plan:

VIEWS

Blue waters, Ain Dubai, Palm Jumeirah, Harbour, Sea, Skydive
4602

Disclaimer: 1. All dimensions are in metric, measured to wall finishes. 2. All materials, dimensions & drawings are approximate. 3. Information is subject to change without notice, at developer's absolute discretion. 4. Actual area may vary from the stated area. 5. Drawing are not to scale. 6. All images used are for illustrative purpose only and do not represent the actual size, features, specifications, fittings and furnishings. 7. The developer reserves the right to make revisions/ alterations, at its absolute discretion, without any liability whatsoever.

2 BEDROOM APARTMENT

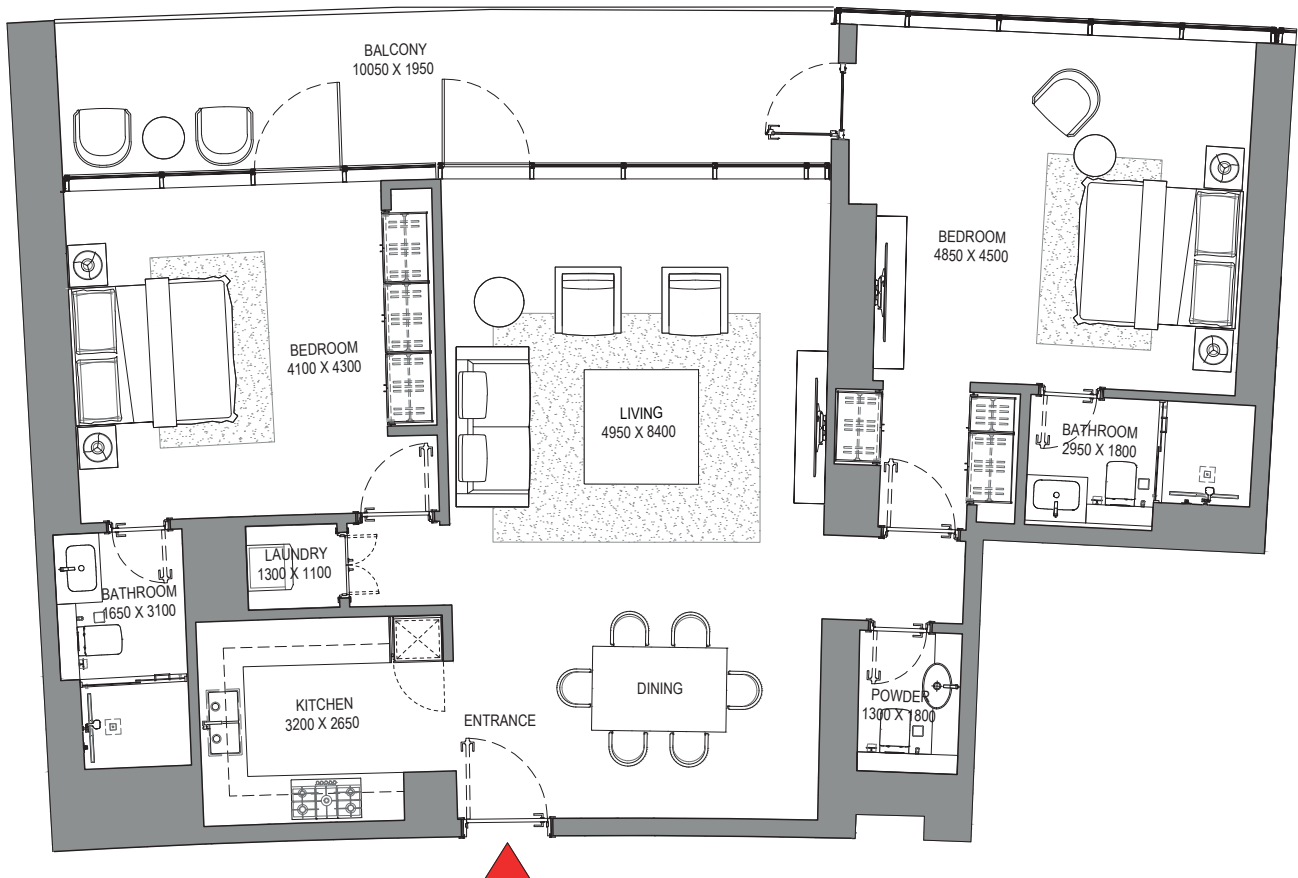
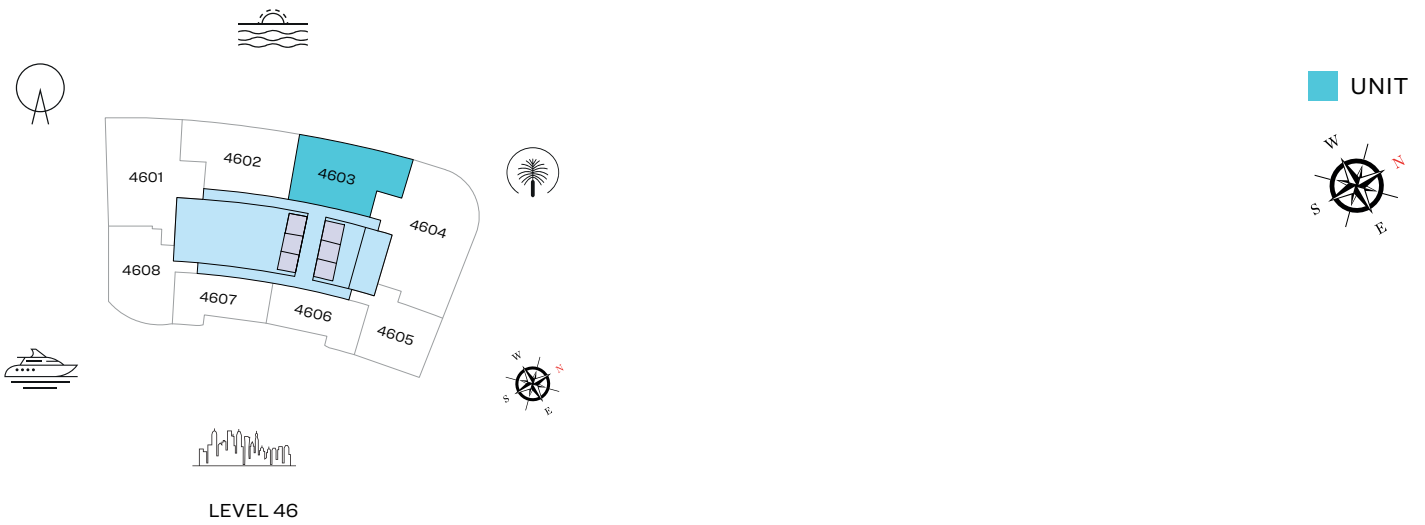
TYPE B (with powder room + balcony)

TOTAL SALEABLE AREA

SUITE = 1,398.02 SQ.FT.

BALCONY = 239.82 SQ.FT.

TOTAL = 1,637.84 SQ.FT.



List of unit numbers with this unit plan:

VIEWS

Palm Jumeirah, Harbour, Sea, Skydive
4603

Disclaimer: 1. All dimensions are in metric, measured to wall finishes. 2. All materials, dimensions & drawings are approximate. 3. Information is subject to change without notice, at developer's absolute discretion. 4. Actual area may vary from the stated area. 5. Drawing are not to scale. 6. All images used are for illustrative purpose only and do not represent the actual size, features, specifications, fittings and furnishings. 7. The developer reserves the right to make revisions/ alterations, at its absolute discretion, without any liability whatsoever.

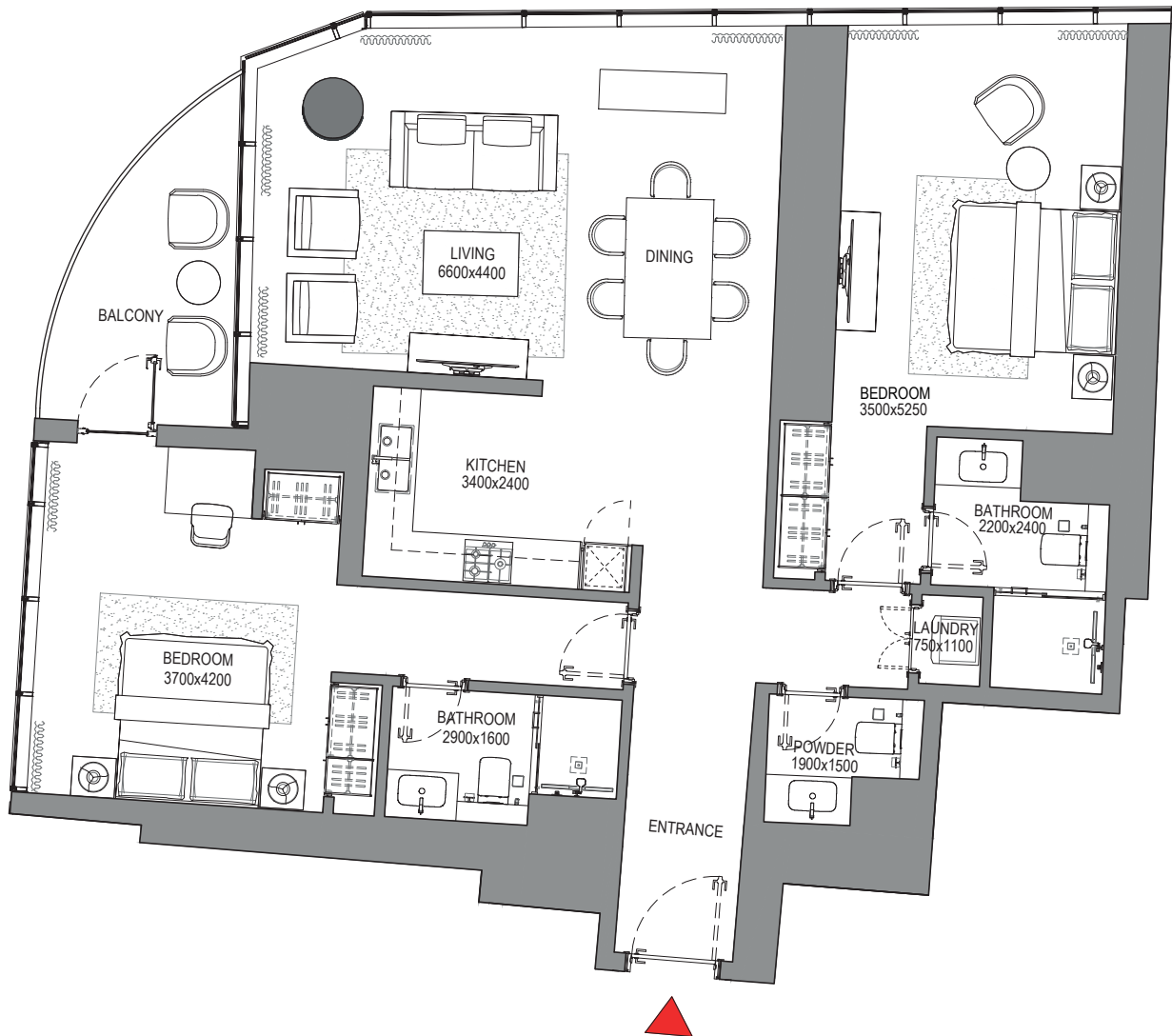
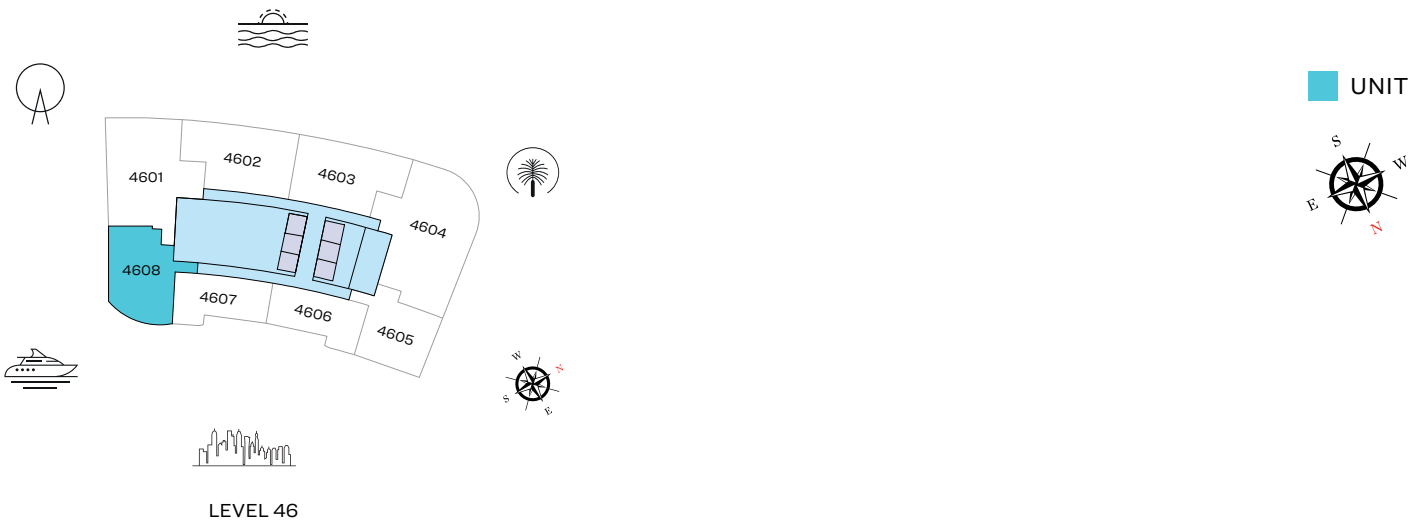
2 BEDROOM APARTMENT
TYPE D (with powder room + balcony)

TOTAL SALEABLE AREA

SUITE = 1,340.11 SQ.FT.

BALCONY = 88.8 SQ.FT.

TOTAL = 1,428.91 SQ.FT.



List of unit numbers with this unit plan:

VIEWS

Blue waters, Ain Dubai, JBR Beach, Marina, Sea
 4608

Disclaimer: 1. All dimensions are in metric, measured to wall finishes. 2. All materials, dimensions & drawings are approximate. 3. Information is subject to change without notice, at developer's absolute discretion. 4. Actual area may vary from the stated area. 5. Drawing are not to scale. 6. All images used are for illustrative purpose only and do not represent the actual size, features, specifications, fittings and furnishings. 7. The developer reserves the right to make revisions/ alterations, at its absolute discretion, without any liability whatsoever.

1 BEDROOM APARTMENT

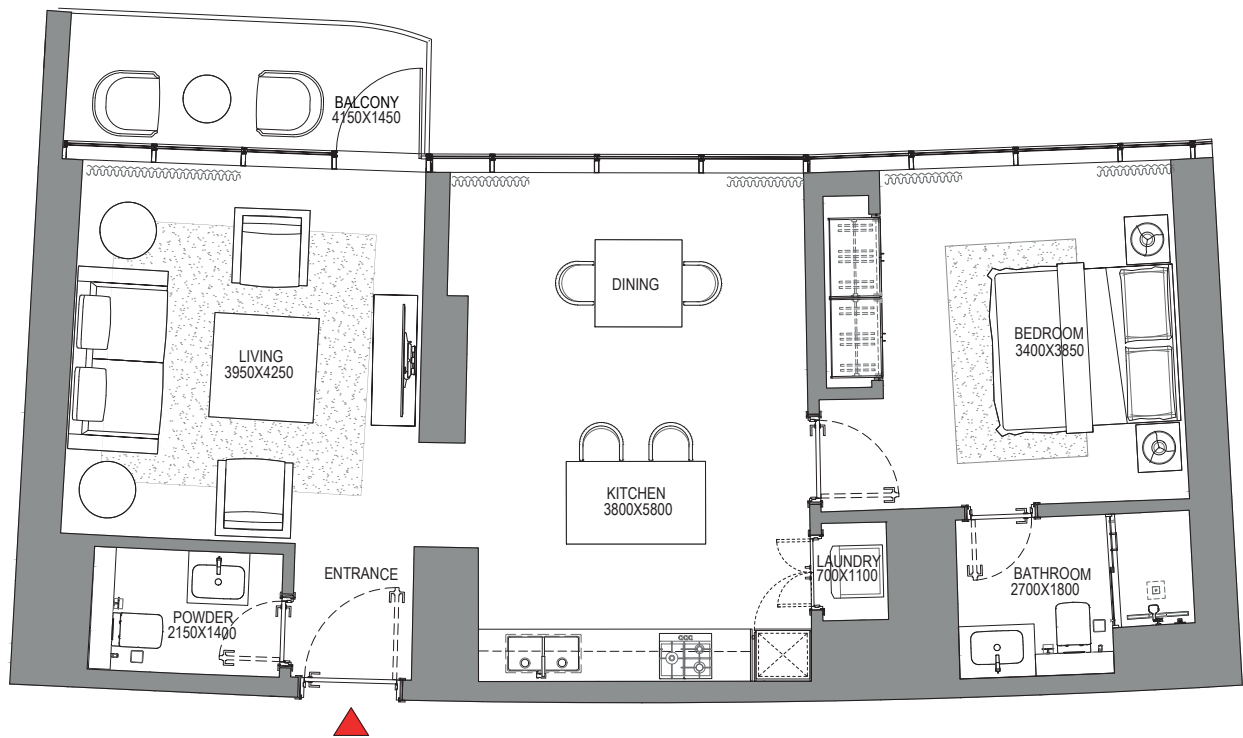
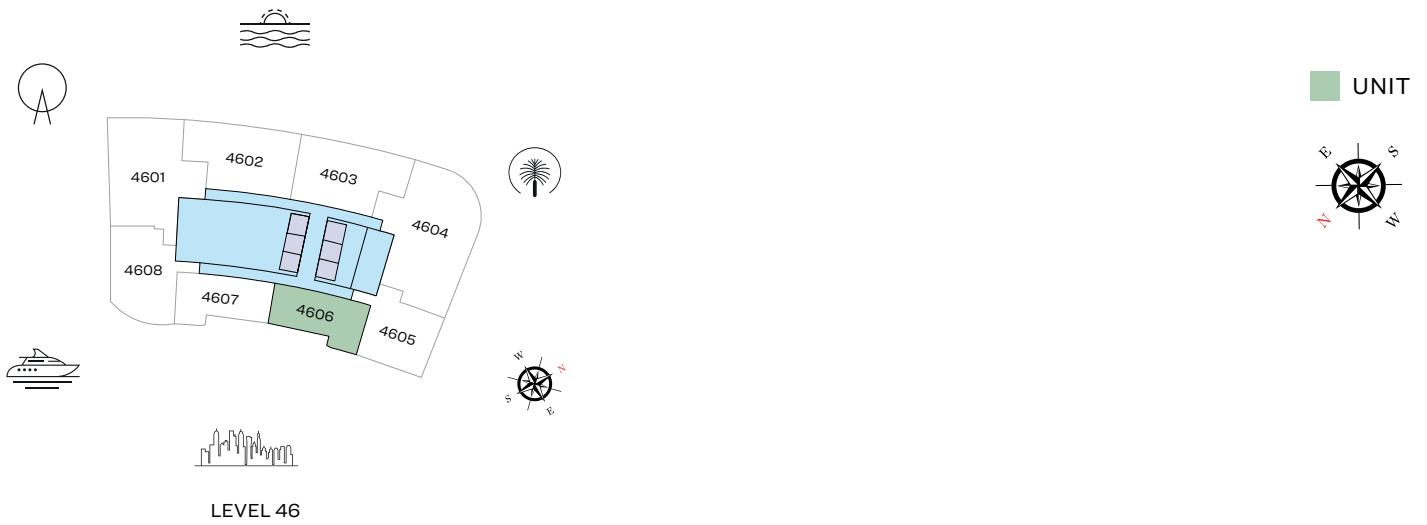
TYPE A (with powder room + balcony)

TOTAL SALEABLE AREA

SUITE = 836.25 SQ.FT.

BALCONY = 70.61 SQ.FT.

TOTAL = 906.86 SQ.FT.



List of unit numbers with this unit plan:

VIEWS

Marina, Marina Skyline
4606

Disclaimer: 1. All dimensions are in metric, measured to wall finishes. 2. All materials, dimensions & drawings are approximate. 3. Information is subject to change without notice, at developer's absolute discretion. 4. Actual area may vary from the stated area. 5. Drawing are not to scale. 6. All images used are for illustrative purpose only and do not represent the actual size, features, specifications, fittings and furnishings. 7. The developer reserves the right to make revisions/ alterations, at its absolute discretion, without any liability whatsoever.

1 BEDROOM APARTMENT

TYPE B (with powder room + balcony)

TOTAL SALEABLE AREA

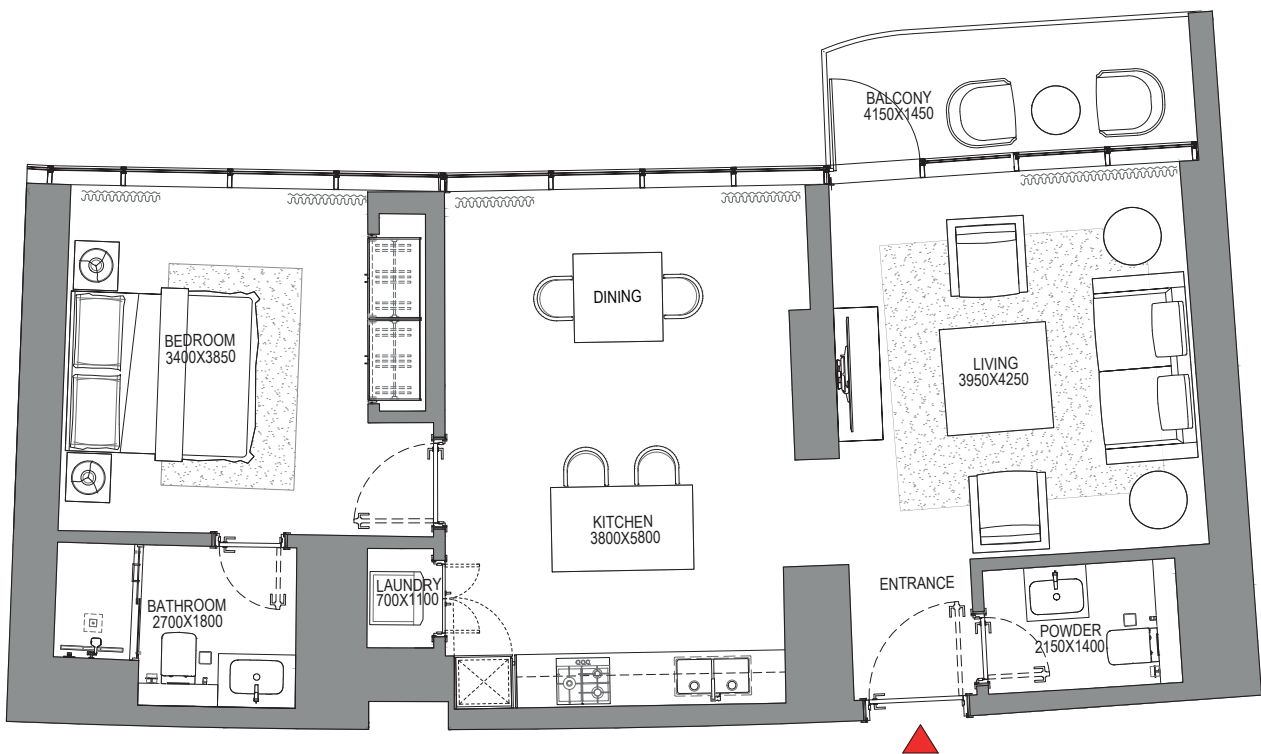
SUITE = 834.53 SQ.FT.

BALCONY = 68.46 SQ.FT.

TOTAL = 902.99 SQ.FT.



UNIT



List of unit numbers with this unit plan:

VIEWS

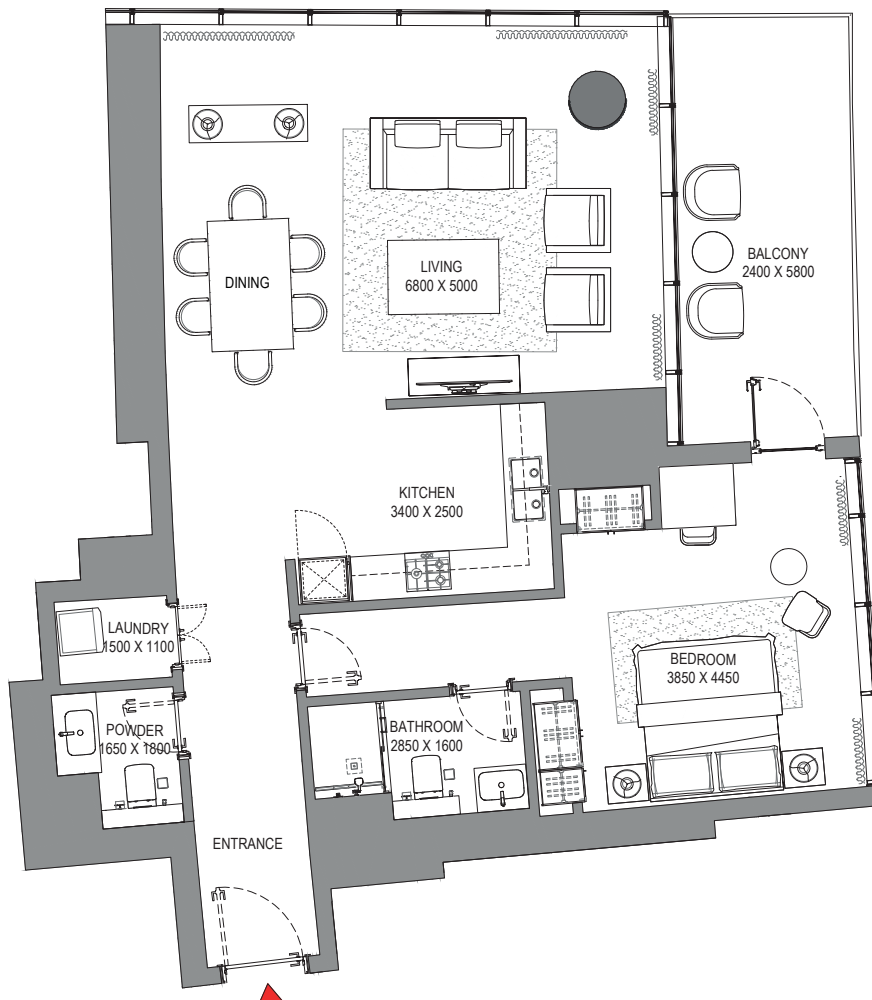
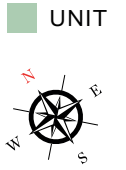
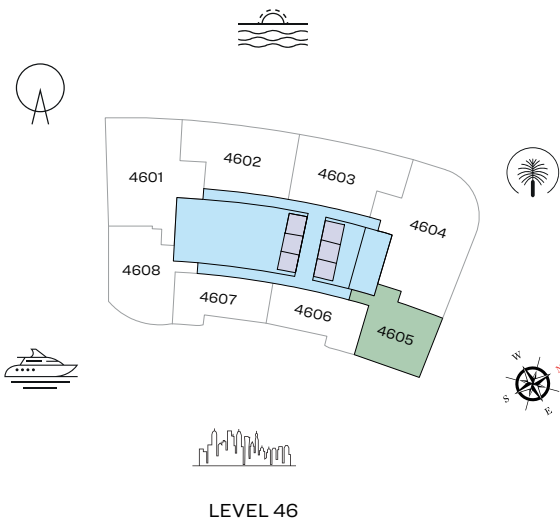
Marina, Marina Skyline
4607

Disclaimer: 1. All dimensions are in metric, measured to wall finishes. 2. All materials, dimensions & drawings are approximate. 3. Information is subject to change without notice, at developer's absolute discretion. 4. Actual area may vary from the stated area. 5. Drawing are not to scale. 6. All images used are for illustrative purpose only and do not represent the actual size, features, specifications, fittings and furnishings. 7. The developer reserves the right to make revisions/ alterations, at its absolute discretion, without any liability whatsoever.

1 BEDROOM APARTMENT

TYPE C (with powder room + balcony)

TOTAL SALEABLE AREA
 SUITE = 1,052.71 SQ.FT.
 BALCONY = 152.09 SQ.FT.
 TOTAL = 1,204.80 SQ.FT.



List of unit numbers with this unit plan:

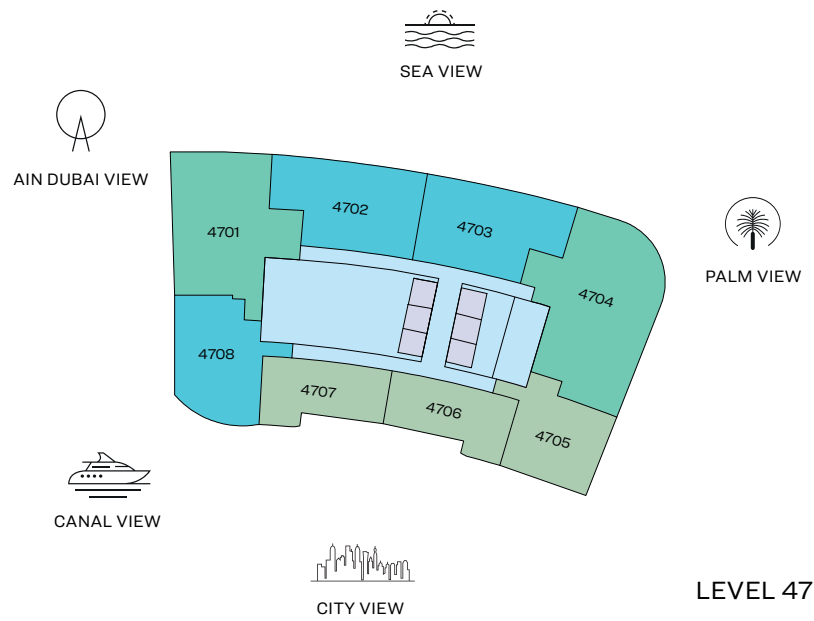
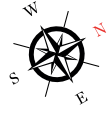
VIEWS

Marina, Marina Skyline
 4605

Disclaimer: 1. All dimensions are in metric, measured to wall finishes. 2. All materials, dimensions & drawings are approximate. 3. Information is subject to change without notice, at developer's absolute discretion. 4. Actual area may vary from the stated area. 5. Drawing are not to scale. 6. All images used are for illustrative purpose only and do not represent the actual size, features, specifications, fittings and furnishings. 7. The developer reserves the right to make revisions/ alterations, at its absolute discretion, without any liability whatsoever.

FLOOR PLAN LAYOUT

TOWER A



- 1 BED UNIT
- 2 BED UNIT
- 3 BED UNIT
- LOBBIES, CORRIDORS & STAIRS
- LIFTS

Disclaimer: 1. All dimensions are in metric, measured to wall finishes. 2. All materials, dimensions & drawings are approximate. 3. Information is subject to change without notice, at developer's absolute discretion. 4. Actual area may vary from the stated area. 5. Drawing are not to scale. 6. All images used are for illustrative purpose only and do not represent the actual size, features, specifications, fittings and furnishings. 7. The developer reserves the right to make revisions/ alterations, at its absolute discretion, without any liability whatsoever.

3 BEDROOM APARTMENT

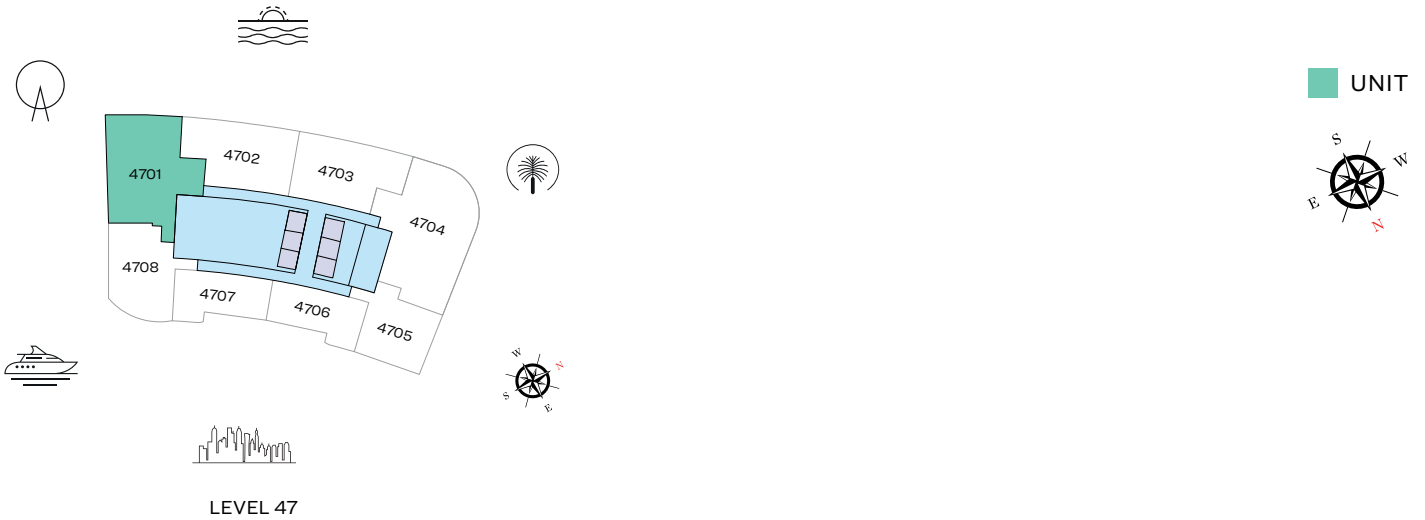
TYPE A (with maid room and powder room + balcony)

TOTAL SALEABLE AREA

SUITE = 2,136.96 SQ.FT.

BALCONY = 227.76 SQ.FT.

TOTAL = 2,364.72 SQ.FT.



List of unit numbers with this unit plan:

VIEWS

Blue waters, Ain Dubai, Palm Jumeirah, Harbour, JBR Beach, Marina, Sea, Marina Skyline, Skydive
4701

Disclaimer: 1. All dimensions are in metric, measured to wall finishes. 2. All materials, dimensions & drawings are approximate. 3. Information is subject to change without notice, at developer's absolute discretion. 4. Actual area may vary from the stated area. 5. Drawing are not to scale. 6. All images used are for illustrative purpose only and do not represent the actual size, features, specifications, fittings and furnishings. 7. The developer reserves the right to make revisions/ alterations, at its absolute discretion, without any liability whatsoever.

3 BEDROOM APARTMENT

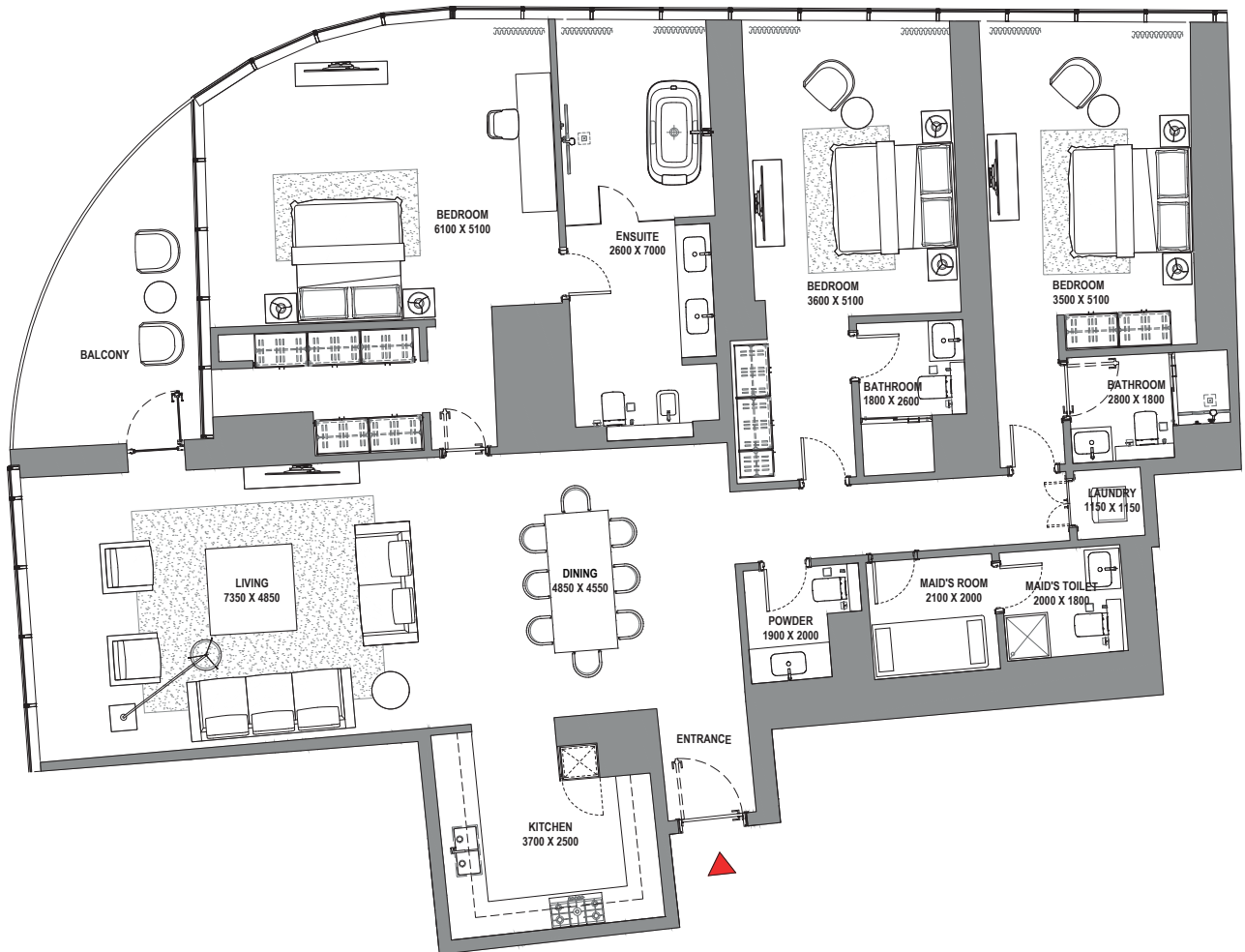

TYPE C (with maid room and powder room + balcony)

TOTAL SALEABLE AREA

SUITE = 2,561.81 SQ.FT.

BALCONY = 150.80 SQ.FT.

TOTAL = 2,712.61 SQ.FT.



List of unit numbers with this unit plan:

VIEWS

Palm Jumeirah, Harbour, Sea, Skydive
4704

Disclaimer: 1. All dimensions are in metric, measured to wall finishes. 2. All materials, dimensions & drawings are approximate. 3. Information is subject to change without notice, at developer's absolute discretion. 4. Actual area may vary from the stated area. 5. Drawing are not to scale. 6. All images used are for illustrative purpose only and do not represent the actual size, features, specifications, fittings and furnishings. 7. The developer reserves the right to make revisions/ alterations, at its absolute discretion, without any liability whatsoever.

2 BEDROOM APARTMENT

TYPE A (with powder room + balcony)

TOTAL SALEABLE AREA

SUITE = 1,433.11 SQ.FT.

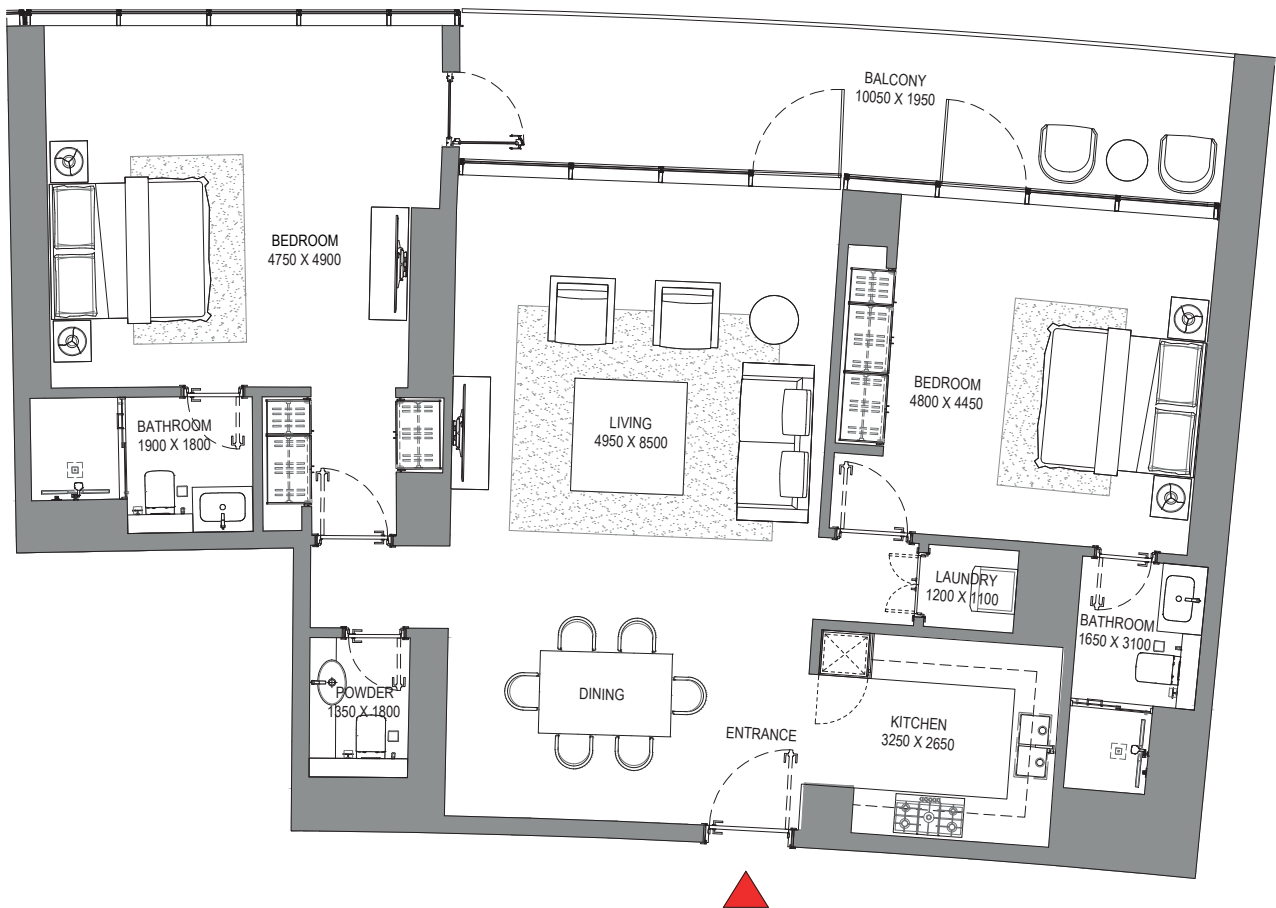
BALCONY = 236.27 SQ.FT.

TOTAL = 1,669.38 SQ.FT.



LEVEL 47

■ UNIT



List of unit numbers with this unit plan:

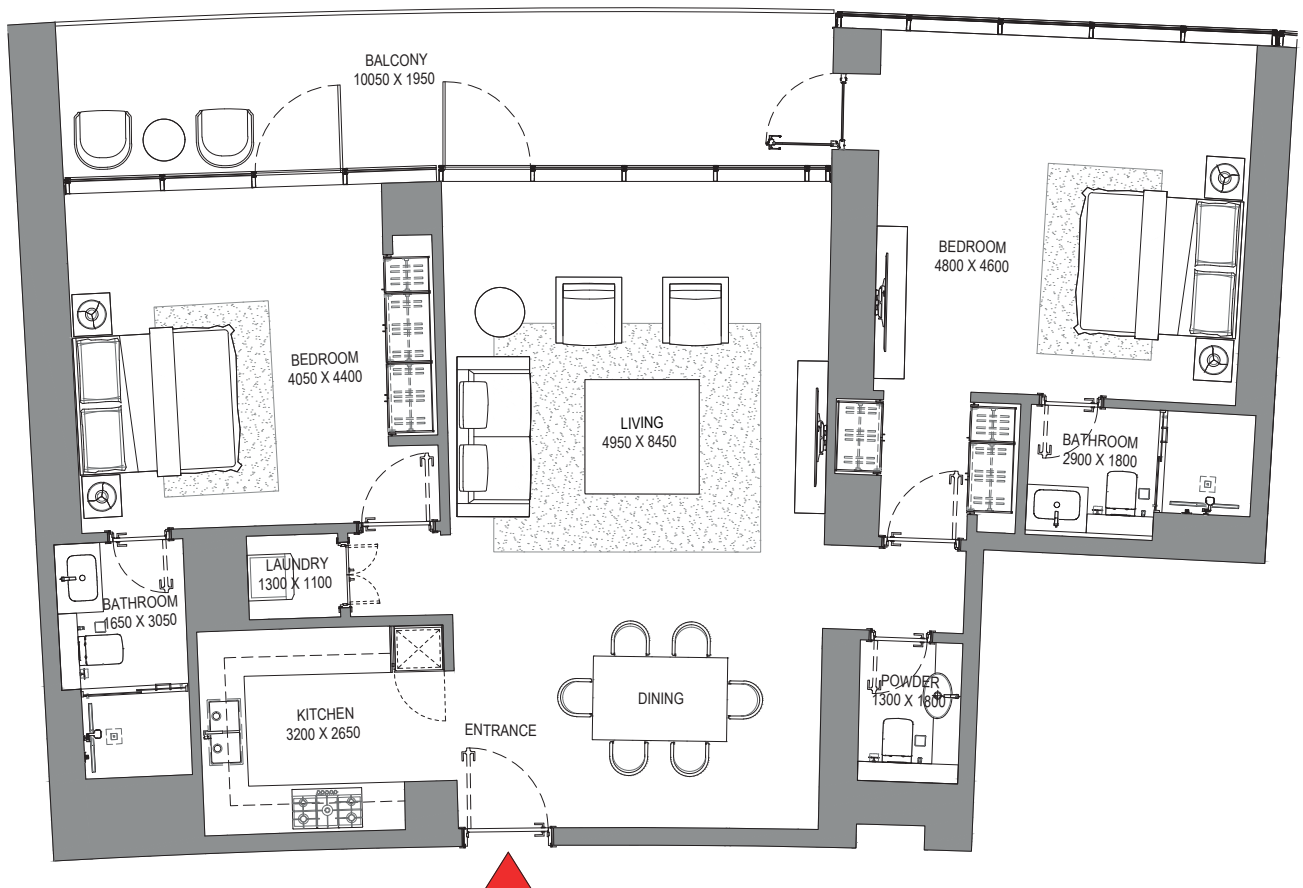
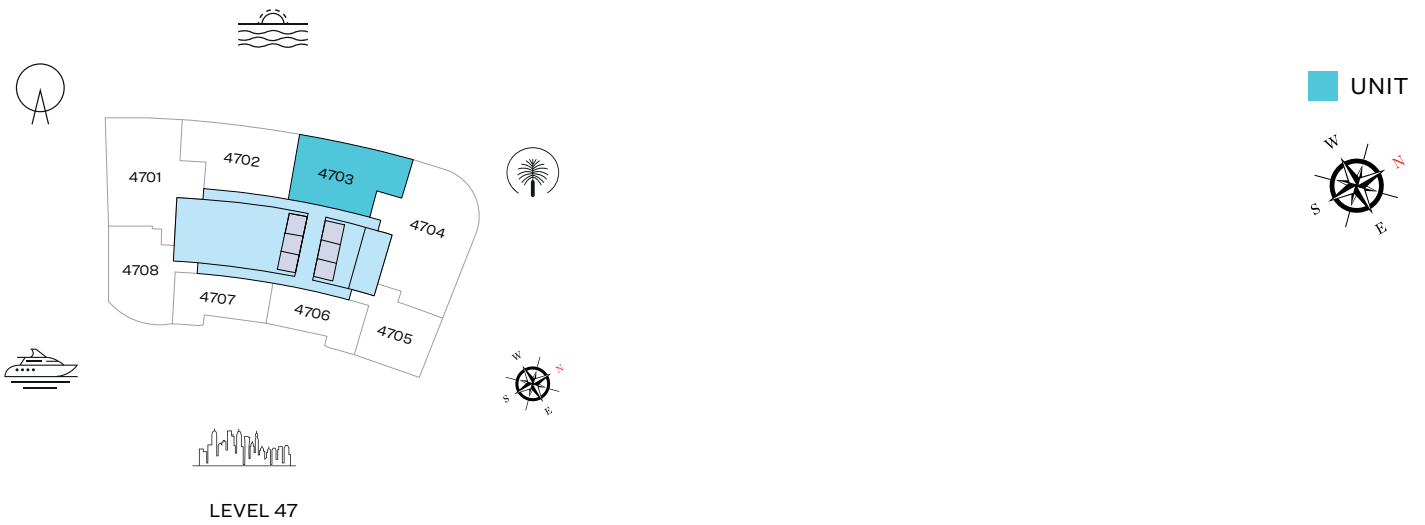
VIEWS

Blue waters, Ain Dubai, Palm Jumeirah, Harbour, Sea, Skydive
4702

Disclaimer: 1. All dimensions are in metric, measured to wall finishes. 2. All materials, dimensions & drawings are approximate. 3. Information is subject to change without notice, at developer's absolute discretion. 4. Actual area may vary from the stated area. 5. Drawing are not to scale. 6. All images used are for illustrative purpose only and do not represent the actual size, features, specifications, fittings and furnishings. 7. The developer reserves the right to make revisions/ alterations, at its absolute discretion, without any liability whatsoever.

2 BEDROOM APARTMENT
TYPE B (with powder room + balcony)

TOTAL SALEABLE AREA
 SUITE = 1,415.56 SQ.FT.
 BALCONY = 240.04 SQ.FT.
 TOTAL = 1,655.60 SQ.FT.



List of unit numbers with this unit plan:

VIEWS

Palm Jumeirah, Harbour, Sea, Skydive
 4703

Disclaimer: 1. All dimensions are in metric, measured to wall finishes. 2. All materials, dimensions & drawings are approximate. 3. Information is subject to change without notice, at developer's absolute discretion. 4. Actual area may vary from the stated area. 5. Drawing are not to scale. 6. All images used are for illustrative purpose only and do not represent the actual size, features, specifications, fittings and furnishings. 7. The developer reserves the right to make revisions/ alterations, at its absolute discretion, without any liability whatsoever.

2 BEDROOM APARTMENT

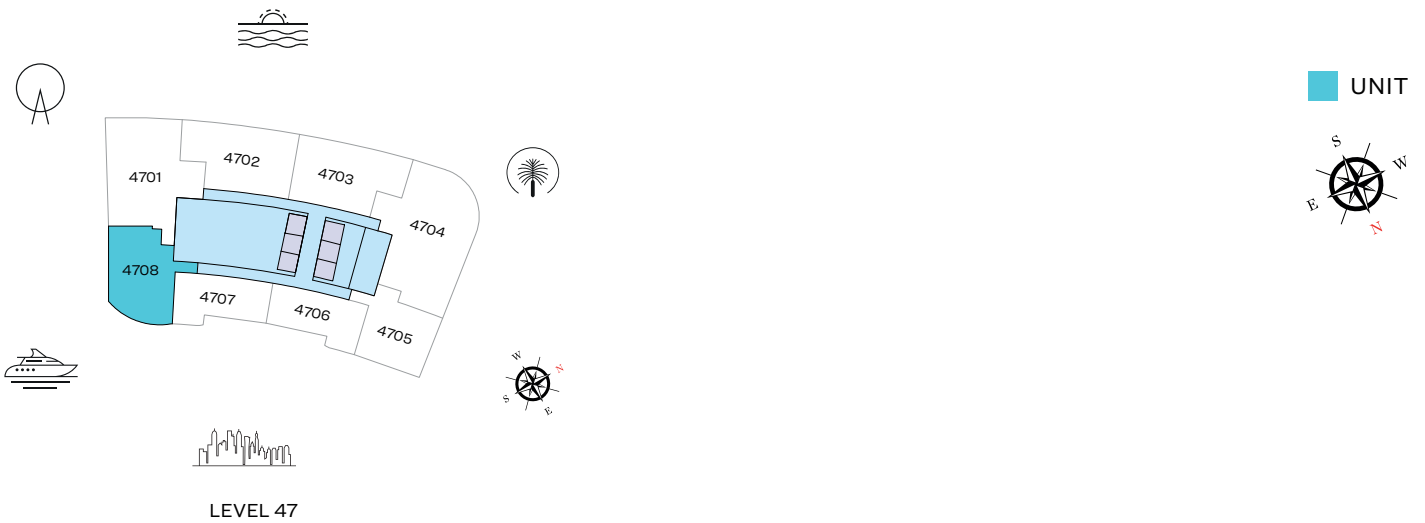
TYPE D (with powder room + balcony)

TOTAL SALEABLE AREA

SUITE = 1,351.73 SQ.FT.

BALCONY = 91.82 SQ.FT.

TOTAL = 1,443.55 SQ.FT.



List of unit numbers with this unit plan:

VIEWS

Blue waters, Ain Dubai, JBR Beach, Marina, Sea
4708

Disclaimer: 1. All dimensions are in metric, measured to wall finishes. 2. All materials, dimensions & drawings are approximate. 3. Information is subject to change without notice, at developer's absolute discretion. 4. Actual area may vary from the stated area. 5. Drawing are not to scale. 6. All images used are for illustrative purpose only and do not represent the actual size, features, specifications, fittings and furnishings. 7. The developer reserves the right to make revisions/ alterations, at its absolute discretion, without any liability whatsoever.

1 BEDROOM APARTMENT

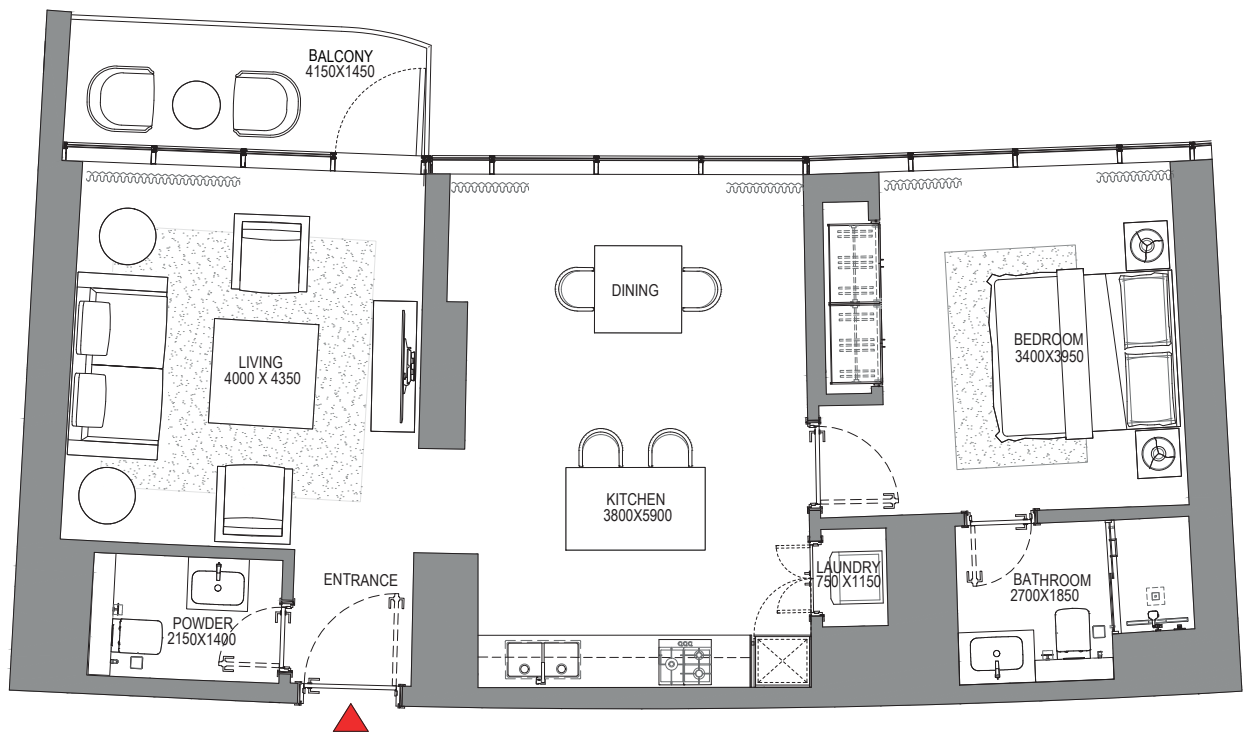
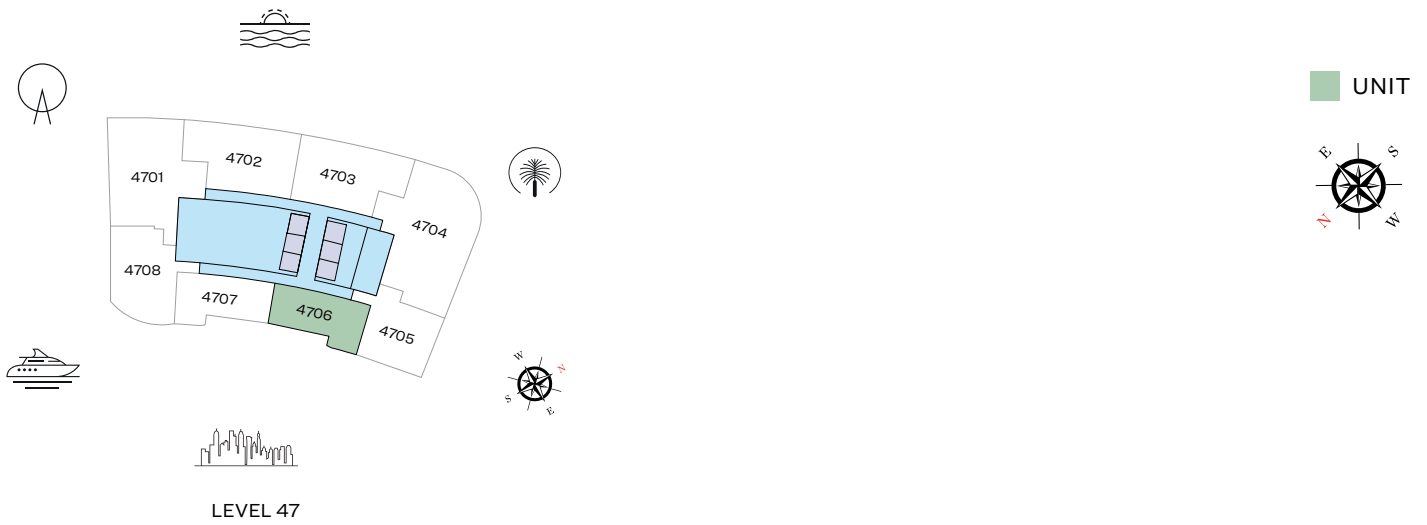
TYPE A (with powder room + balcony)

TOTAL SALEABLE AREA

SUITE = 843.35 SQ.FT.

BALCONY = 68.24 SQ.FT.

TOTAL = 911.59 SQ.FT.



List of unit numbers with this unit plan:

VIEWS

Marina, Marina Skyline
4706

Disclaimer: 1. All dimensions are in metric, measured to wall finishes. 2. All materials, dimensions & drawings are approximate. 3. Information is subject to change without notice, at developer's absolute discretion. 4. Actual area may vary from the stated area. 5. Drawing are not to scale. 6. All images used are for illustrative purpose only and do not represent the actual size, features, specifications, fittings and furnishings. 7. The developer reserves the right to make revisions/ alterations, at its absolute discretion, without any liability whatsoever.

1 BEDROOM APARTMENT

TYPE B (with powder room + balcony)

TOTAL SALEABLE AREA

SUITE = 841.63 SQ.FT.

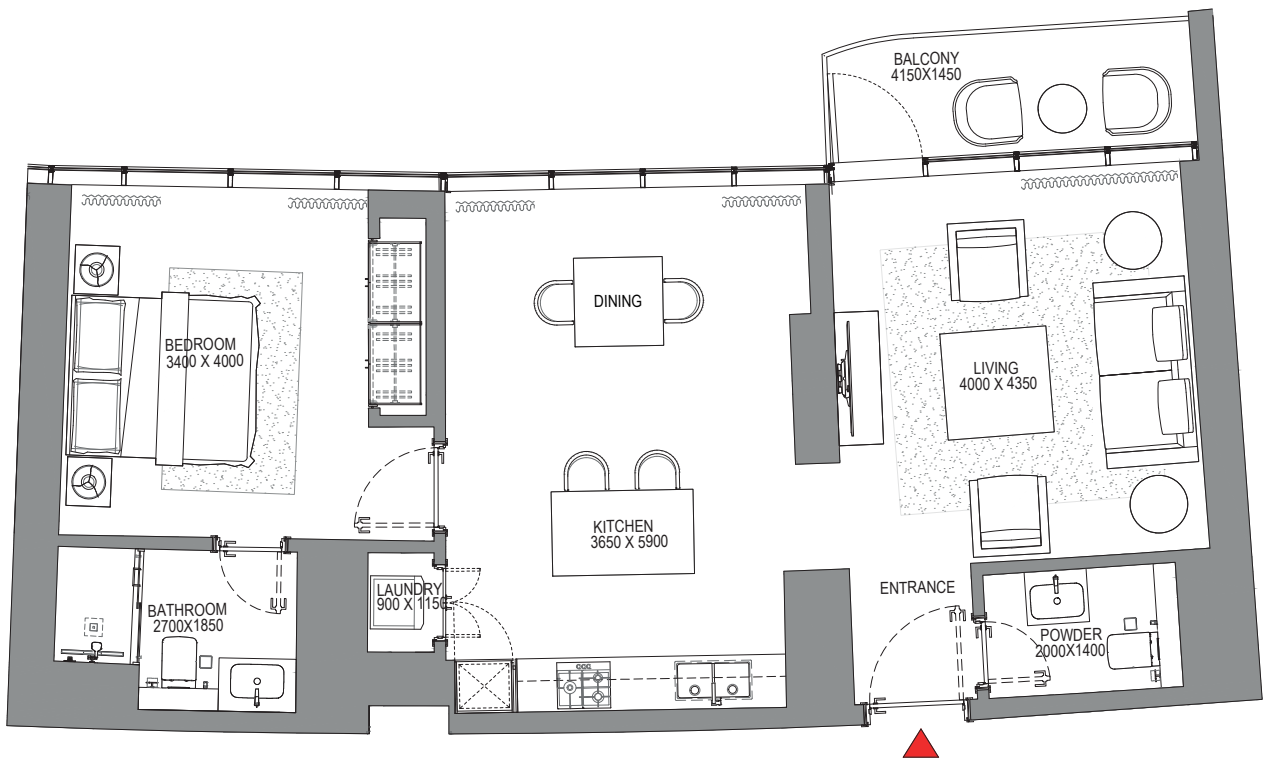
BALCONY = 66.09 SQ.FT.

TOTAL = 907.72 SQ.FT.



LEVEL 47

UNIT



List of unit numbers with this unit plan:

VIEWS

Marina, Marina Skyline
4707

Disclaimer: 1. All dimensions are in metric, measured to wall finishes. 2. All materials, dimensions & drawings are approximate. 3. Information is subject to change without notice, at developer's absolute discretion. 4. Actual area may vary from the stated area. 5. Drawing are not to scale. 6. All images used are for illustrative purpose only and do not represent the actual size, features, specifications, fittings and furnishings. 7. The developer reserves the right to make revisions/ alterations, at its absolute discretion, without any liability whatsoever.

1 BEDROOM APARTMENT

TYPE C (with powder room + balcony)

TOTAL SALEABLE AREA

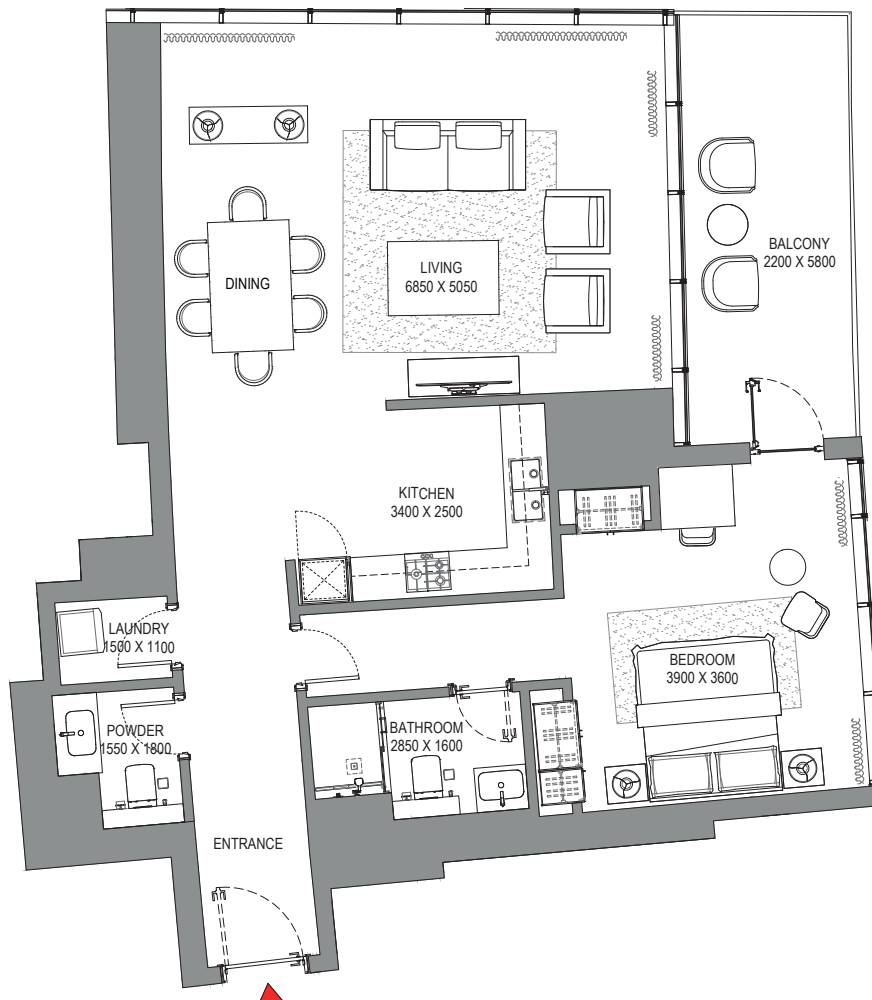

SUITE = 1,065.09 SQ.FT.

BALCONY = 147.04 SQ.FT.

TOTAL = 1,212.13 SQ.FT.



LEVEL 47



List of unit numbers with this unit plan:

VIEWS

Marina, Marina Skyline
4705

Disclaimer: 1. All dimensions are in metric, measured to wall finishes. 2. All materials, dimensions & drawings are approximate. 3. Information is subject to change without notice, at developer's absolute discretion. 4. Actual area may vary from the stated area. 5. Drawing are not to scale. 6. All images used are for illustrative purpose only and do not represent the actual size, features, specifications, fittings and furnishings. 7. The developer reserves the right to make revisions/ alterations, at its absolute discretion, without any liability whatsoever.



SOBHA SEAHAVEN

